



US00D437803S

(12) **United States Design Patent**  
**Sellers**

(10) **Patent No.:** **US D437,803 S**

(45) **Date of Patent:** **\*\* Feb. 20, 2001**

(54) **PLANT SAUCER WITH RAISED RIDGES**

(76) Inventor: **Kathleen R. Sellers**, 228 Boca Raton Rd. East, Boca Raton, FL (US) 33432

(\*\*) Term: **14 Years**

(21) Appl. No.: **29/113,370**

(22) Filed: **Nov. 3, 1999**

(51) **LOC (7) Cl.** ..... **11-02**

(52) **U.S. Cl.** ..... **D11/152**

(58) **Field of Search** ..... D11/143, 149,  
D11/151, 152, 153; D7/359, 354, 551.12,  
553.3, 553.6; 47/65.5, 69, 71; 206/423;  
248/27.8

(56) **References Cited**

**U.S. PATENT DOCUMENTS**

D. 335,795 \* 5/1993 Conti ..... D7/359  
1,913,337 \* 6/1933 Manicke ..... D7/359

**OTHER PUBLICATIONS**

Fowerpot-saucers, no page #, Ebert catalog, Aug. 1995.\*

\* cited by examiner

*Primary Examiner*—Doris V. Coles

*Assistant Examiner*—Mimosa De

(74) *Attorney, Agent, or Firm*—Malin, Haley & DiMaggio, P.A.

(57) **CLAIM**

The ornamental design for a plant saucer with raised ridges, as shown and described.

**DESCRIPTION**

FIG. 1 is a perspective view of the plant saucer with raised ridges, showing the new design;

FIG. 2 is a top plan view thereof on a reduced scale;

FIG. 3 is a bottom plan view thereof on a reduced scale;

FIG. 4 is a left side elevational view thereof;

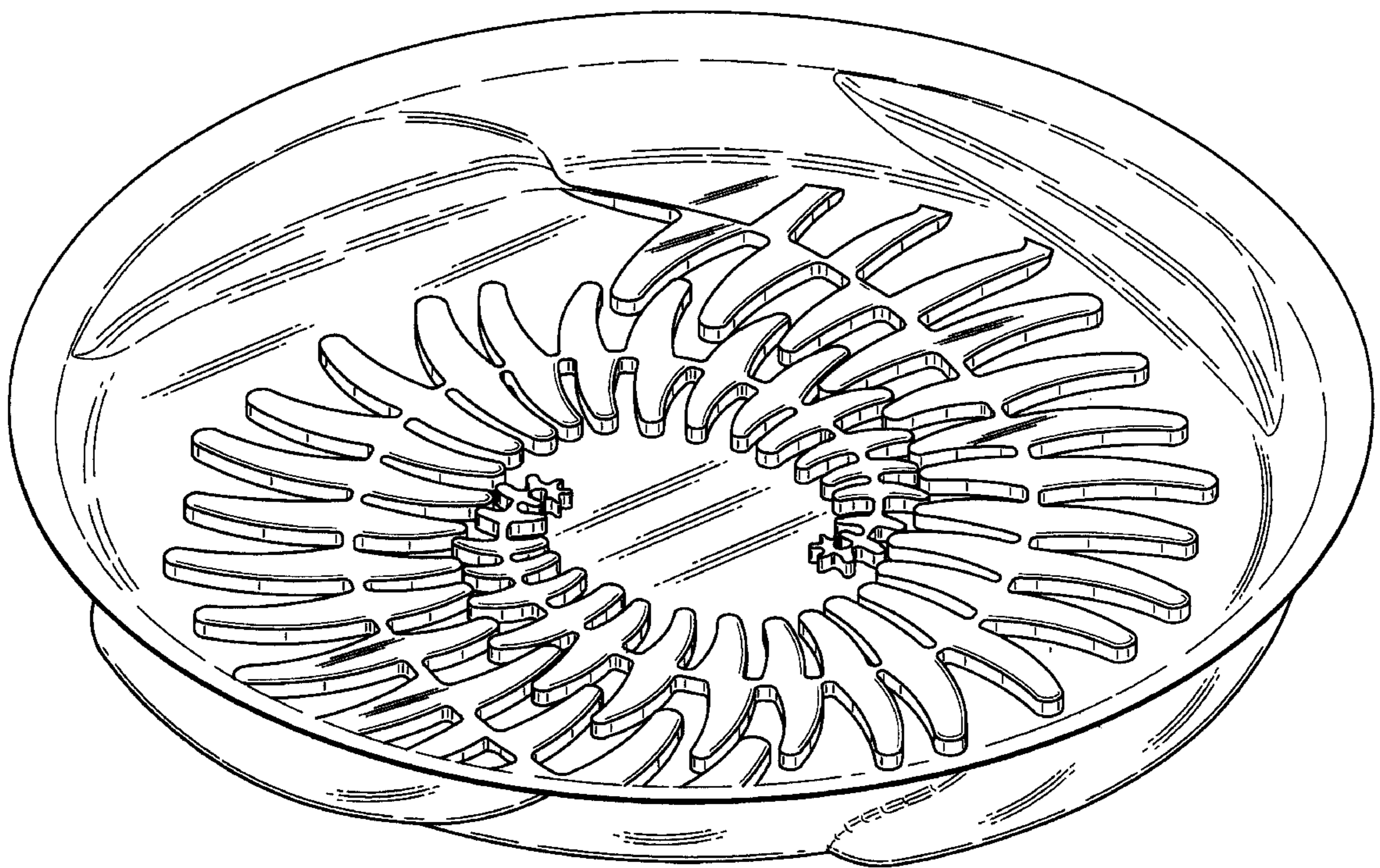
FIG. 5 is a right side elevational view thereof;

FIG. 6 is a front side elevational view thereof;

FIG. 7 is a back side elevational view thereof; and,

FIG. 8 is an enlarged fragmentary cross sectional view thereof, taken along line 8 in FIG. 2.

**1 Claim, 6 Drawing Sheets**



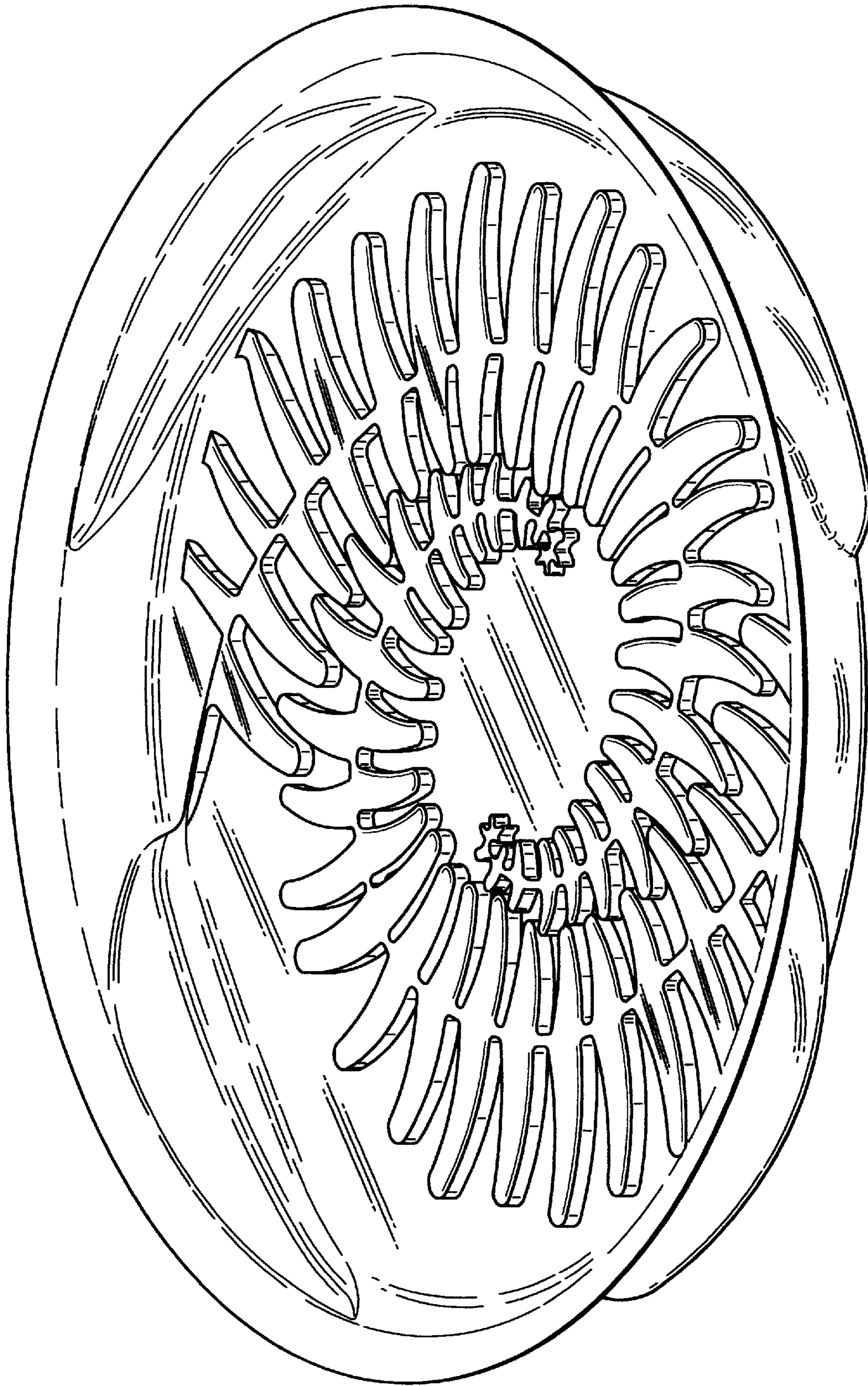


FIG. 1

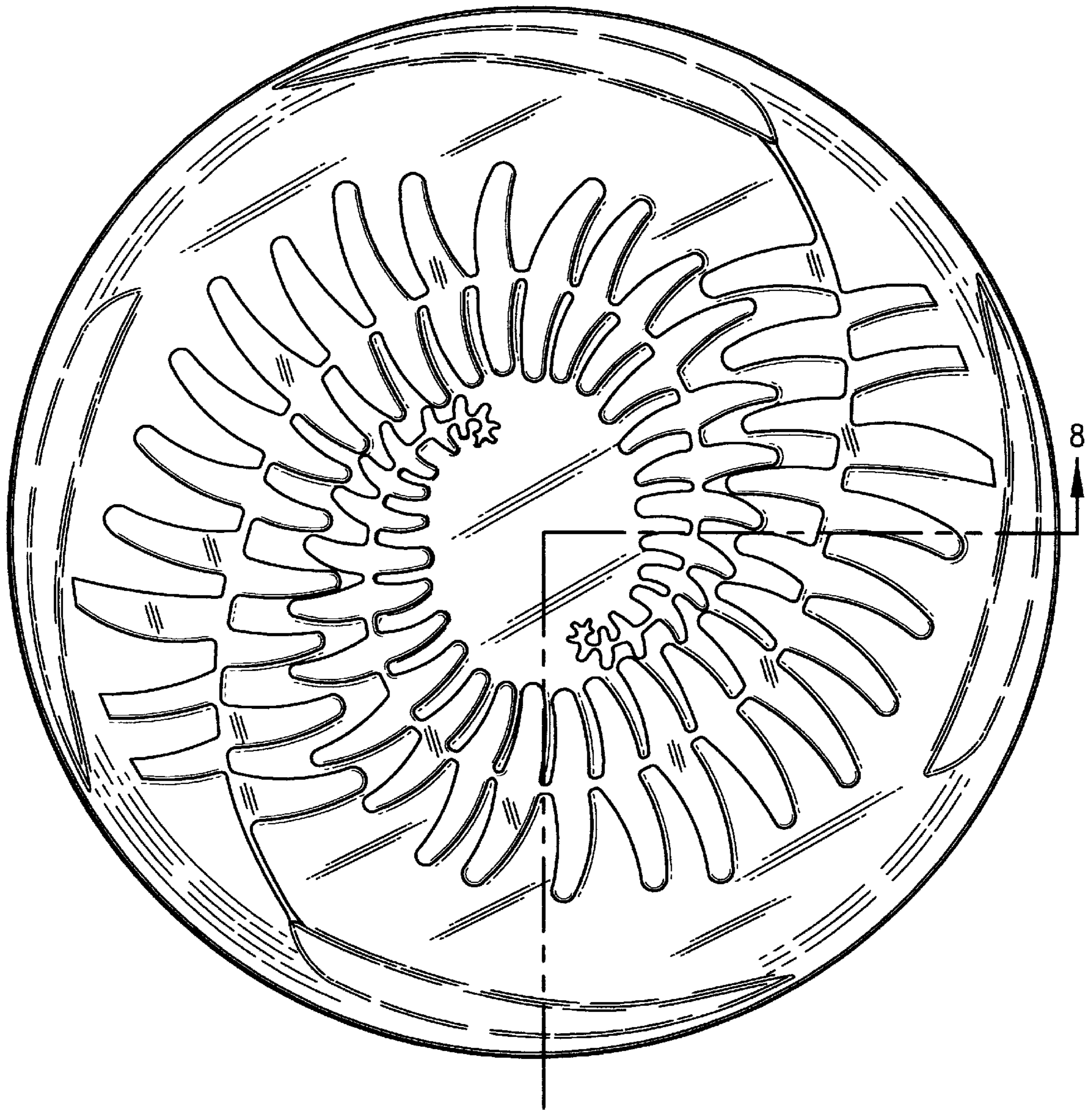


FIG. 2

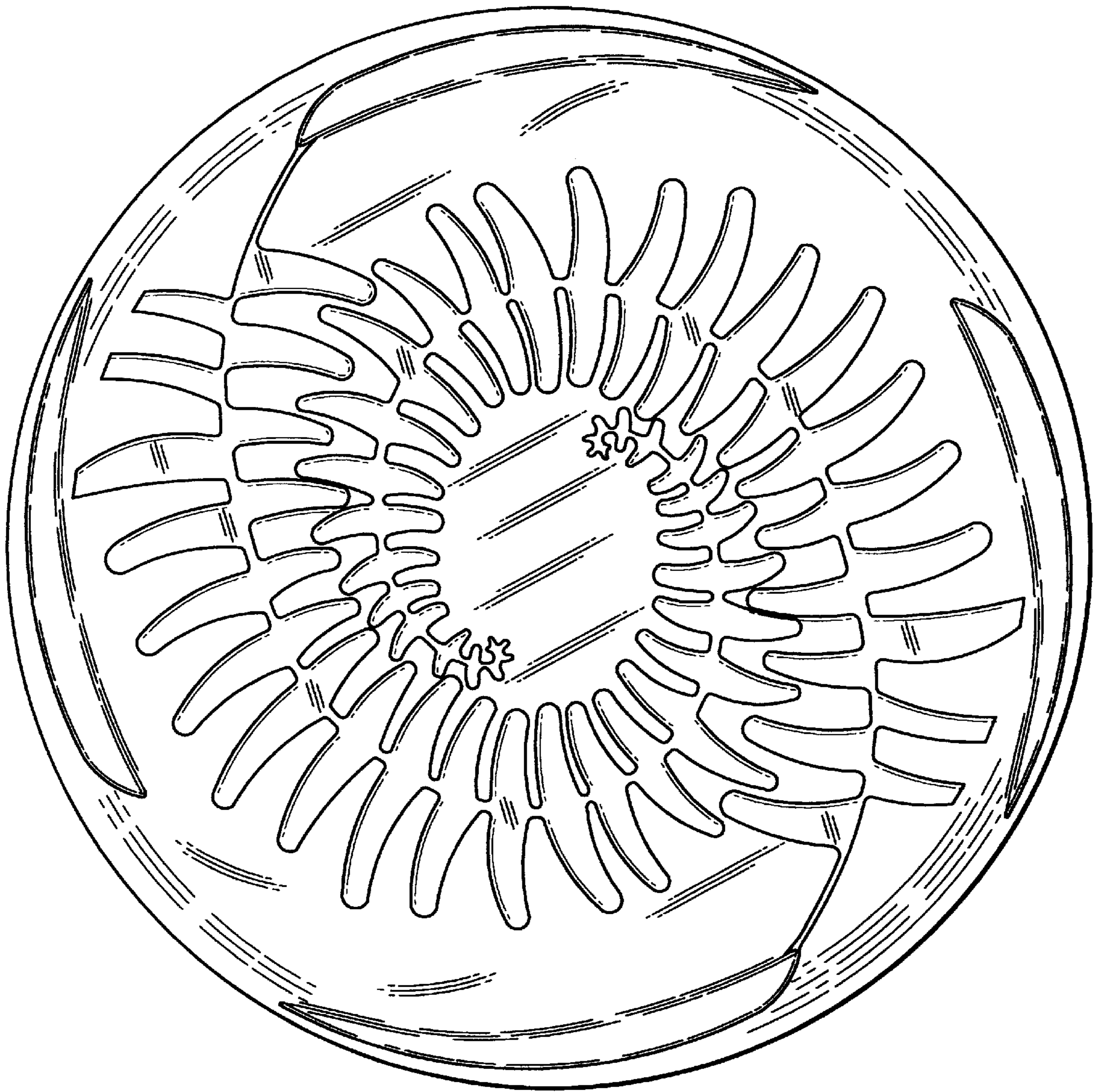


FIG. 3




FIG. 4



FIG. 5




FIG. 6




FIG. 7

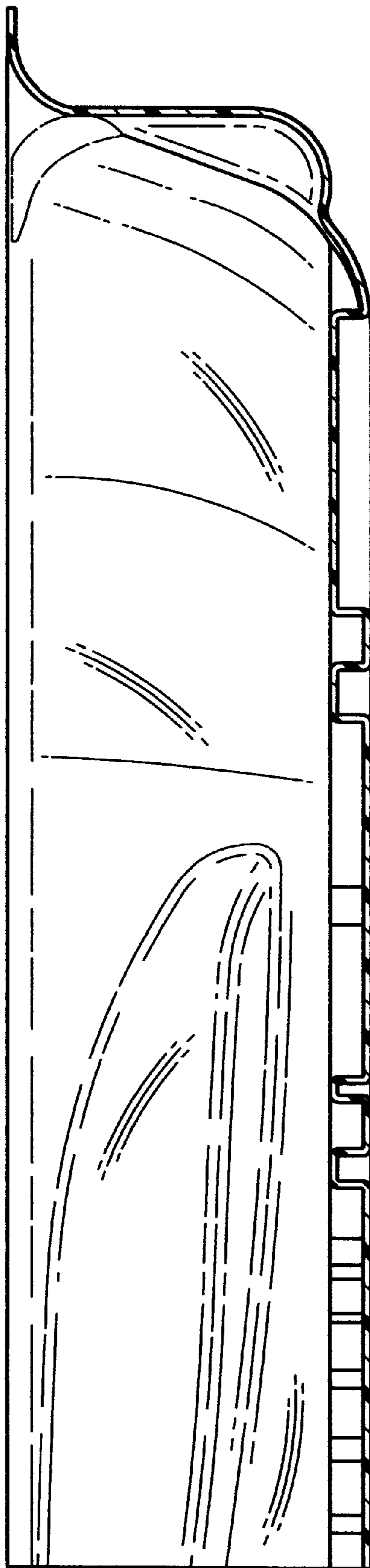


FIG. 8