



US00D437802S

(12) **United States Design Patent**  
**Lin**

(10) **Patent No.:** **US D437,802 S**

(45) **Date of Patent:** **\*\* Feb. 20, 2001**

(54) **ANIMATED TABLETOP AMUSEMENT**

D. 408,755 \* 4/1999 Hoover ..... D11/129  
2,570,778 \* 10/1951 De Vane ..... 40/414  
5,735,726 \* 4/1998 Cohen ..... 446/298

(76) Inventor: **Su Shin Lin**, 2Fl., No.11, Lane 107,  
Cheng-Kung S. Rd., Chung-Ho City,  
Taipei Hsien (TW)

\* cited by examiner

(\*\*) Term: **14 Years**

*Primary Examiner*—Dominic Simone  
(74) *Attorney, Agent, or Firm*—Pro-Techtor International  
Services

(21) Appl. No.: **29/122,908**

(22) Filed: **May 4, 2000**

(57) **CLAIM**

(51) **LOC (7) Cl.** ..... **11-05**

(52) **U.S. Cl.** ..... **D11/129**

(58) **Field of Search** ..... D11/121, 129;  
D21/633; 40/414, 415, 418-420; 446/298,  
352, 344

The ornamental design for an animated tabletop amusement,  
as shown and described.

**DESCRIPTION**

(56) **References Cited**

**U.S. PATENT DOCUMENTS**

- D. 363,043 \* 10/1995 Merklein et al. .... D11/121
- D. 388,736 \* 1/1998 Cohen ..... D11/129
- D. 392,209 \* 3/1998 Hergert ..... D11/129
- D. 392,593 \* 3/1998 Cohen ..... D11/129
- D. 393,017 \* 3/1998 Bhandhugravi et al. .... D11/129 X

FIG. 1 is the perspective view of an animated tabletop amusement showing my new design;  
FIG. 2 is the front elevation view thereof;  
FIG. 3 is the rear elevation view thereof;  
FIG. 4 is the left side view thereof;  
FIG. 5 is the right side view thereof;  
FIG. 6 is the top plan view thereof; and,  
FIG. 7 is the bottom plan view thereof.

**1 Claim, 7 Drawing Sheets**





Fig. 1

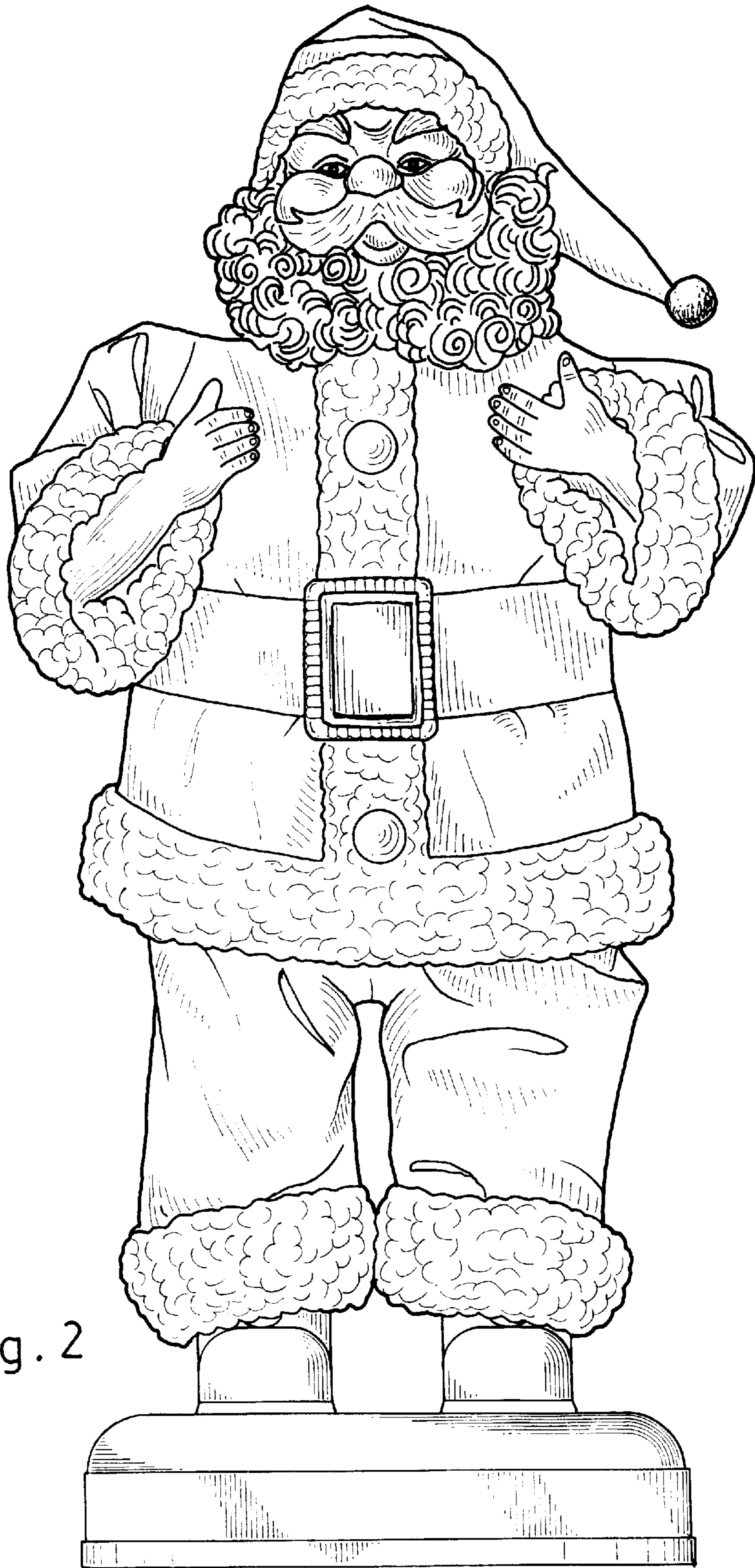


Fig. 2

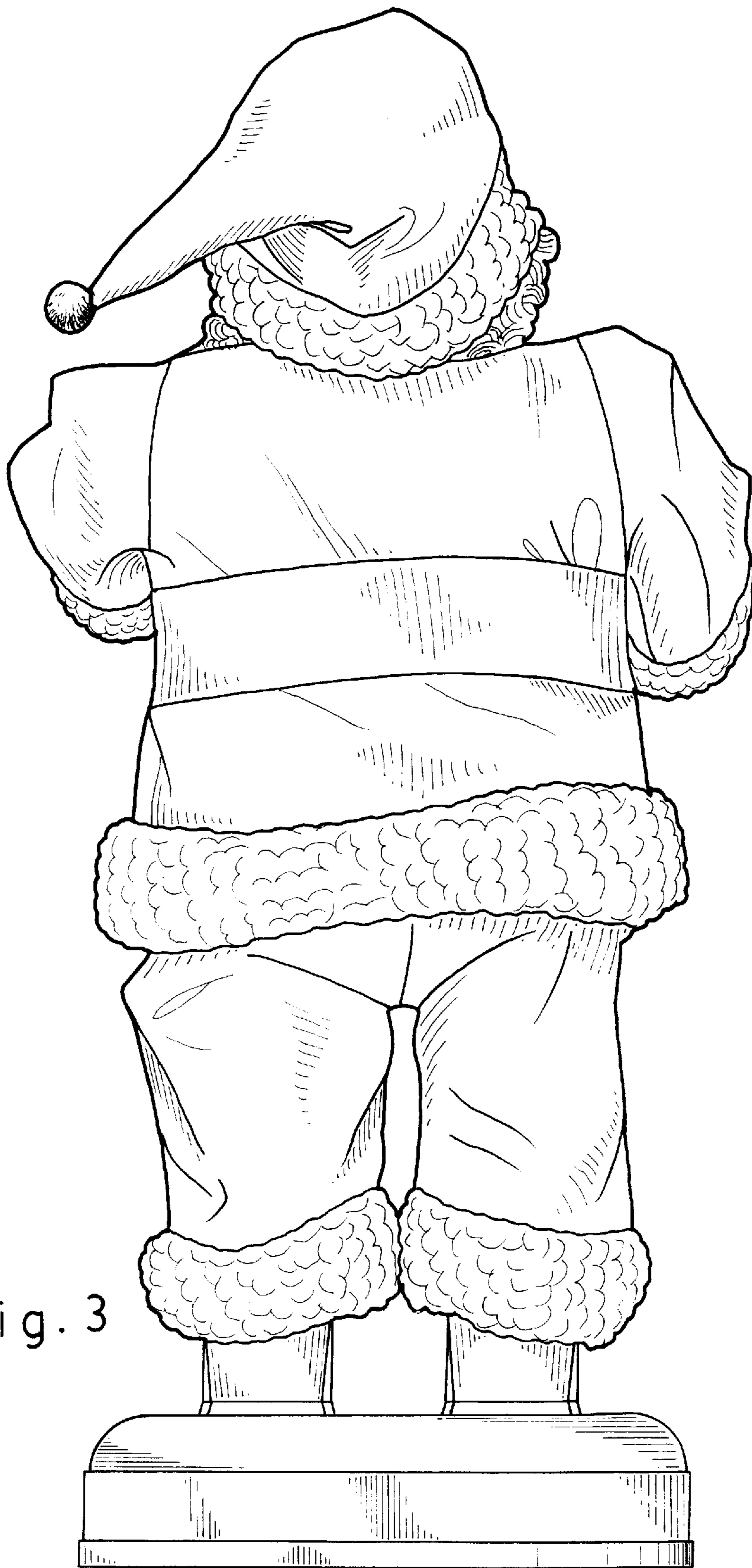


Fig. 3



Fig. 4



Fig. 5

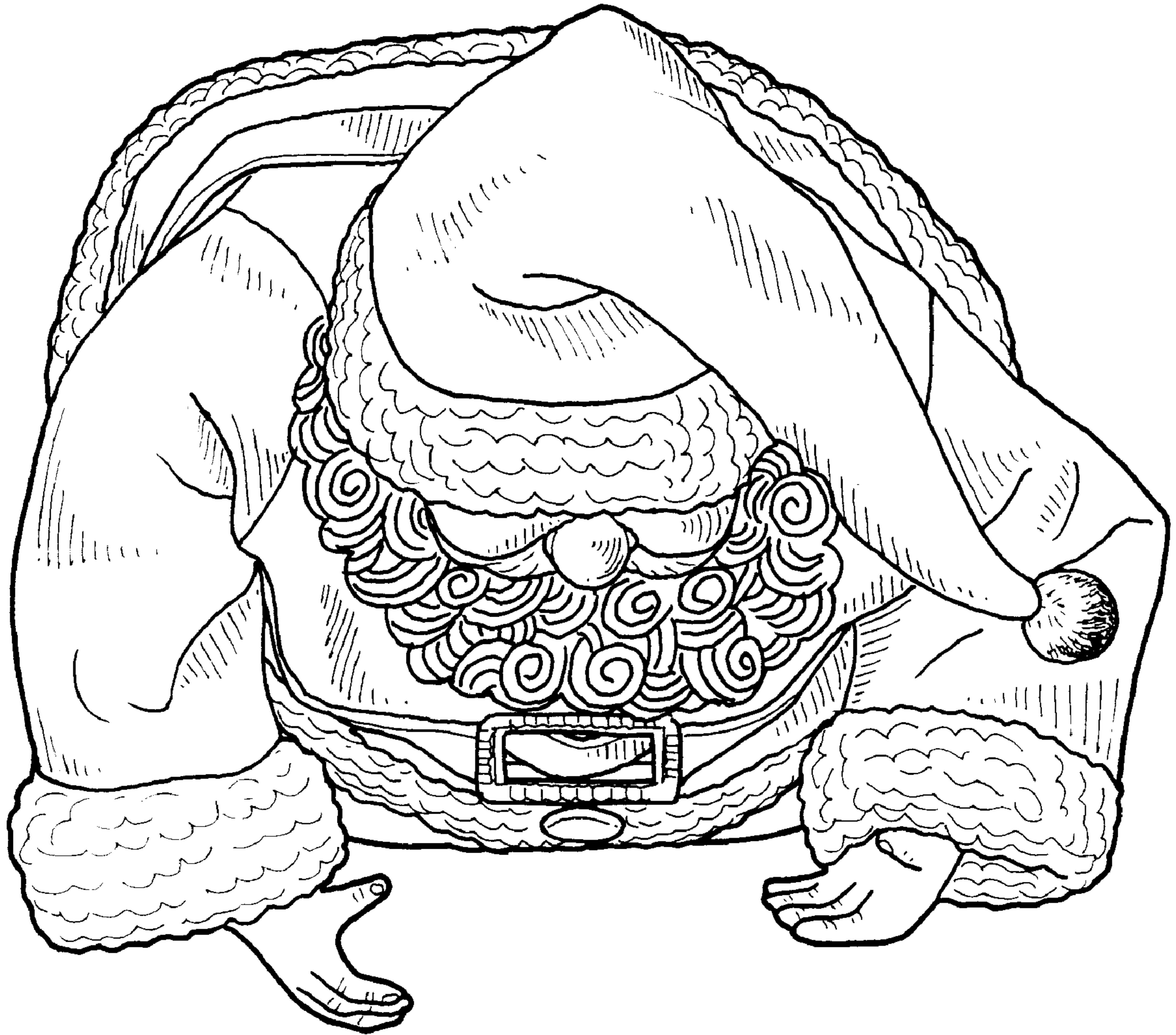


Fig. 6

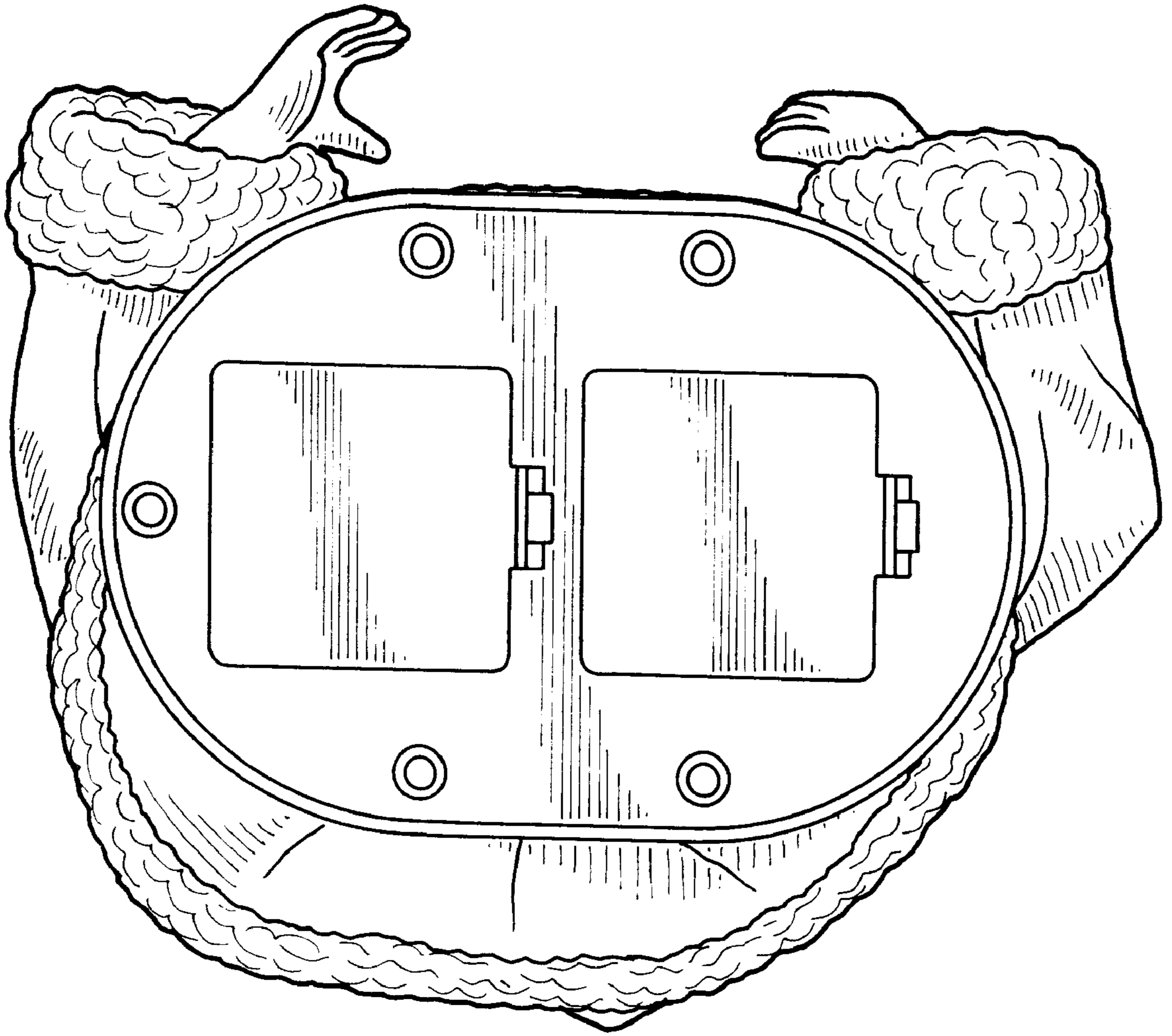


Fig. 7