



US00D437791S

(12) **United States Design Patent**
Roden

(10) **Patent No.:** **US D437,791 S**

(45) **Date of Patent:** **** Feb. 20, 2001**

(54) **WRISTWATCH**

D. 403,971 * 1/1999 Walch D10/32
5,943,299 * 8/1999 Genta 368/28

(75) Inventor: **Gerald Roden, Le Sentier (CH)**

* cited by examiner

(73) Assignee: **Daniel Roth SA, Le Sentier (CH)**

Primary Examiner—Nelson C. Holtje

(**) Term: **14 Years**

(74) *Attorney, Agent, or Firm*—Sughrue, Mion, Zinn,
Macpeak & Seas, PLLC

(21) Appl. No.: **29/125,378**

(57) **CLAIM**

(22) Filed: **Jun. 22, 2000**

The ornamental design for a wristwatch, as shown.

(30) **Foreign Application Priority Data**

DESCRIPTION

Feb. 16, 2000 (XH) DMA/004789

(51) **LOC (7) Cl.** **10-02**

FIG. 1 is a perspective view of the front and one side of a wristwatch showing my new design;

(52) **U.S. Cl.** **D10/32; D10/39**

FIG. 2 is a front view thereof;

(58) **Field of Search** D10/1-40, 122-132;
D11/3-25; 63/1.1, 3, 5, 11; 368/276-277,
280-282, 285

FIG. 3 is a rear view thereof;

FIG. 4 is a side view of said one side thereof;

FIG. 5 is a side view of an opposite side thereof;

FIG. 6 is an end view of one end thereof; and,

FIG. 7 is an end view of an opposite end thereof.

(56) **References Cited**

U.S. PATENT DOCUMENTS

D. 361,281 * 8/1995 Roth D10/32

1 Claim, 2 Drawing Sheets




FIG. 1



FIG. 2



FIG. 3




FIG. 4



FIG. 6




FIG. 5



FIG. 7

