



US00D437790S

(12) **United States Design Patent**  
**Isley et al.**

(10) **Patent No.:** **US D437,790 S**

(45) **Date of Patent:** **\*\* Feb. 20, 2001**

(54) **EMERGENCY TRANSMISSION WATCH**

(76) Inventors: **Duane D Isley; Lois A Isley**, both of  
16921 Keswick Dam Rd., Redding, CA  
(US) 96003

(\*\*) Term: **14 Years**

(21) Appl. No.: **29/091,439**

(22) Filed: **Jul. 30, 1998**

(51) **LOC (7) Cl.** ..... **10-02**

(52) **U.S. Cl.** ..... **D10/31; D10/32**

(58) **Field of Search** ..... D10/1-40, 122-132;  
D14/192, 218, 179; 368/280-282, 82-84,  
276-277, 239-242, 285, 10; 455/100, 344,  
350

(56) **References Cited**

**U.S. PATENT DOCUMENTS**

D. 69,576	*	3/1926	Eppenstein	.....	D10/39
D. 145,610	*	9/1946	Banik	.....	D10/126
D. 250,751	*	1/1979	Perrin	.....	D10/39
D. 250,752	*	1/1979	Perrin	.....	D10/39
D. 260,970	*	9/1981	Van	.....	D10/39
D. 263,378	*	3/1982	Fukumura	.....	D10/39
D. 283,015	*	3/1986	Lederrey	.....	D10/39
D. 313,187	*	12/1990	Muller	.....	D10/39
D. 325,878	*	5/1992	Bulgari	.....	D10/39
D. 336,617	*	6/1993	Perrin et al.	.....	D10/39
D. 361,530	*	8/1995	Bulgari	.....	D10/39

5,014,040	*	5/1991	Weaver et al.	.....	340/572
5,134,724	*	7/1992	Gehring et al.	.....	455/274
5,157,640	*	10/1992	Backner	.....	368/10
5,444,671	*	8/1995	Tschannen et al.	.....	368/10
5,479,378	*	12/1995	Yamada et al.	.....	368/10
5,734,625	*	3/1998	Kondo	.....	368/10

\* cited by examiner

*Primary Examiner*—Nelson C. Holtje

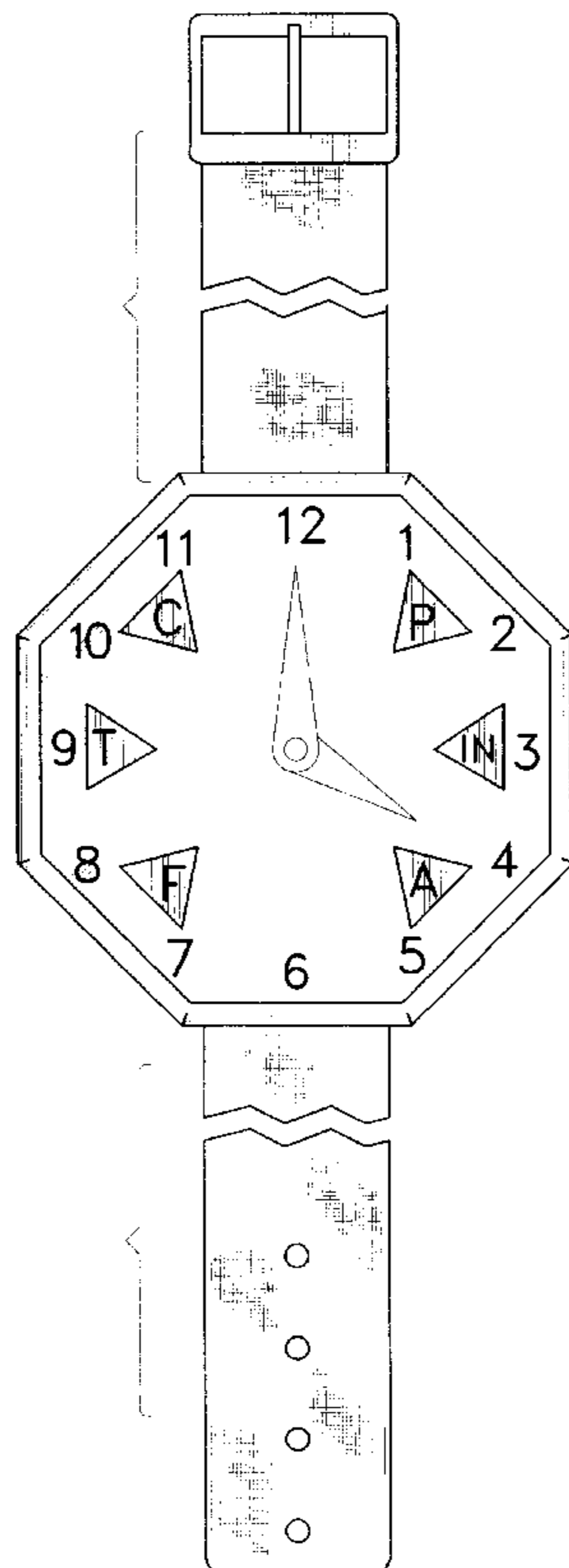
(57) **CLAIM**

The ornamental design for a emergency transmission watch, as shown.

**DESCRIPTION**

FIG. 1 is a front elevational view of the emergency transmission watch of the present invention;  
 FIG. 2 is a back elevational view of the emergency transmission watch of FIG. 1;  
 FIG. 3 is a left side elevational view of the emergency transmission watch of FIG. 1;  
 FIG. 4 is a right side elevational view of the emergency transmission watch of FIG. 1;  
 FIG. 5 is a top plan view of the emergency transmission watch of FIG. 1; and,  
 FIG. 6 is a bottom plan view of the emergency transmission watch of FIG. 1.  
 The band is shown broken-away in FIGS. 1-4 to indicate indeterminate length.

**1 Claim, 3 Drawing Sheets**



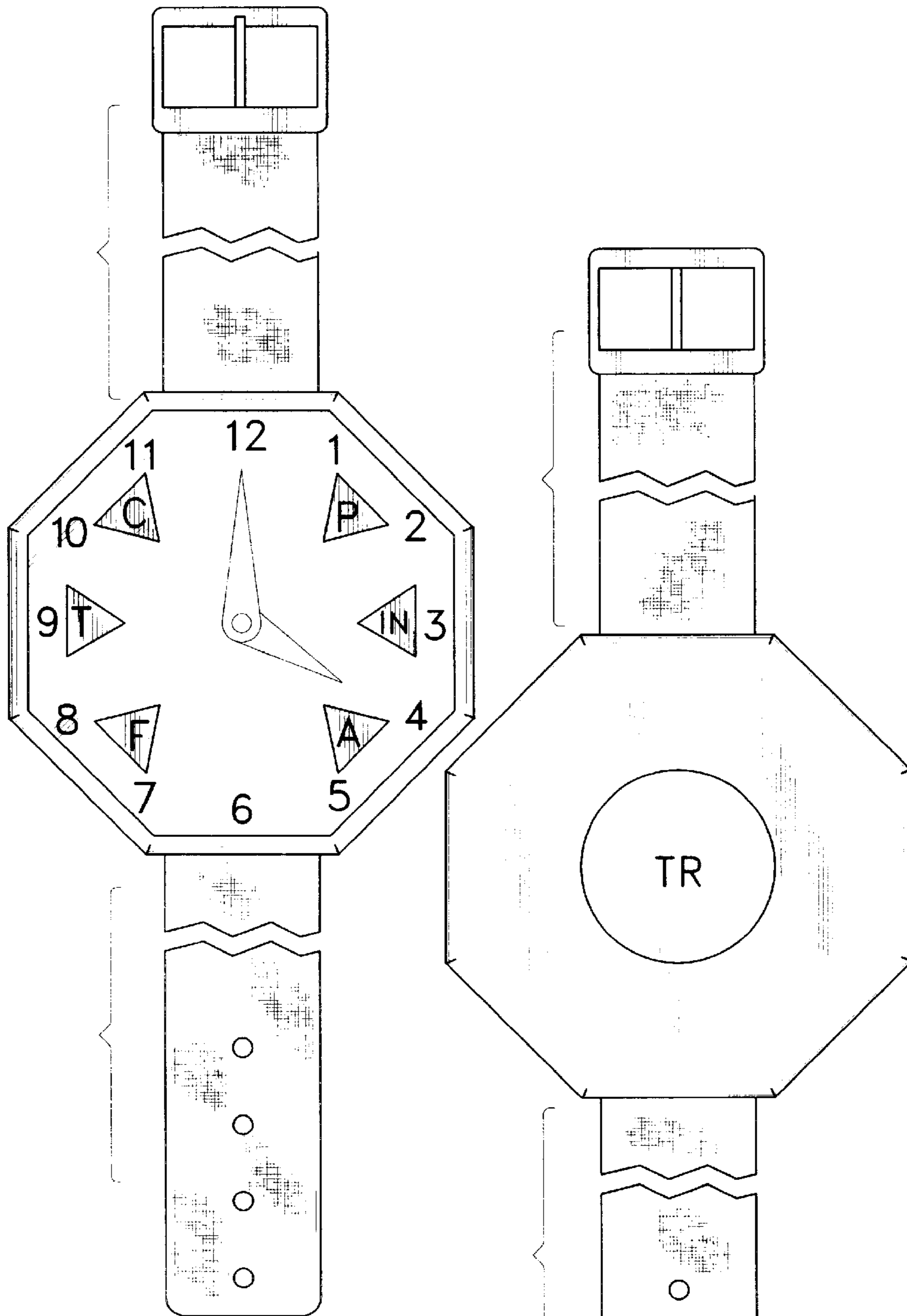


FIG. 1

FIG. 2

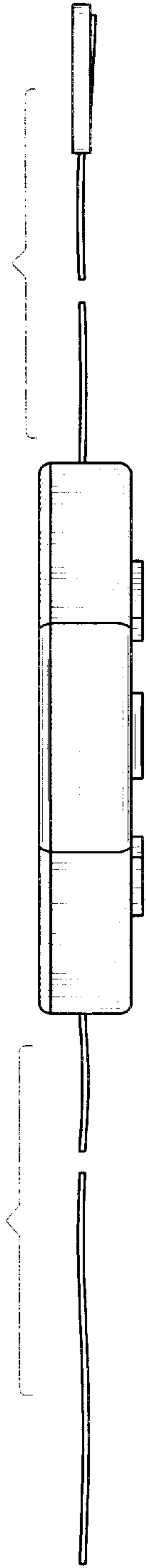


FIG. 3

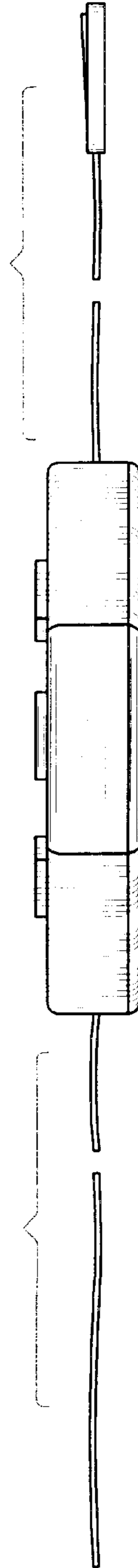


FIG. 4

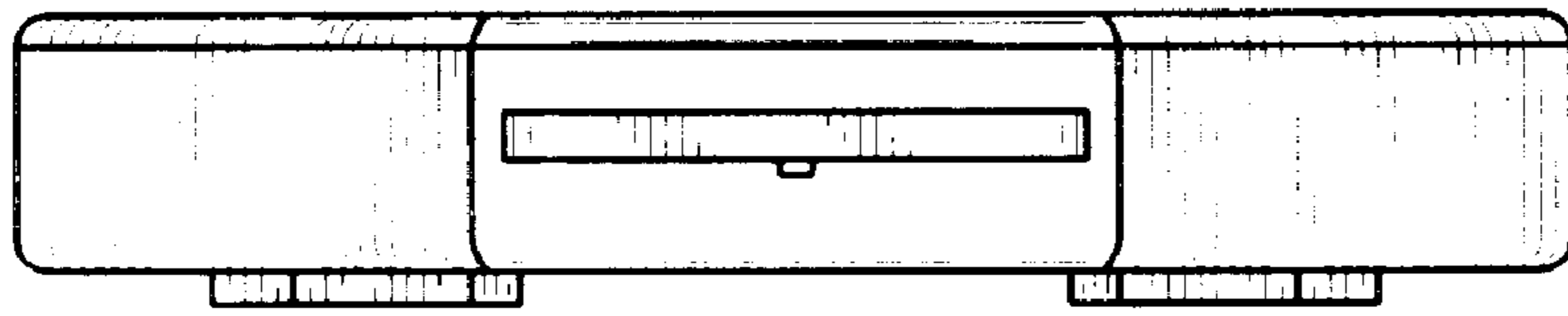


FIG. 5




FIG. 6