



US00D43772S

(12) **United States Design Patent**  
**Erwin**

(10) **Patent No.:** **US D437,772 S**

(45) **Date of Patent:** **\*\* Feb. 20, 2001**

(54) **MOUNTING BRACKET FOR RAILING**

(75) Inventor: **Ronald D. Erwin**, Fayetteville, GA  
(US)

(73) Assignee: **Erwin Industries, Inc.**, Peachtree City,  
GA (US)

(\*\*) Term: **14 Years**

(21) Appl. No.: **29/117,143**

(22) Filed: **Jan. 19, 2000**

(51) **LOC (7) Cl.** ..... **08-05**

(52) **U.S. Cl.** ..... **D8/354**

(58) **Field of Search** ..... D8/354, 349, 363;  
248/300, 200, 27.1

(56) **References Cited**

**U.S. PATENT DOCUMENTS**

D. 368,850 \* 4/1996 Coppedge et al. .... D8/373  
5,467,947 \* 11/1995 Quilling, II ..... 248/27.1

\* cited by examiner

*Primary Examiner*—Holly Baynham

(74) *Attorney, Agent, or Firm*—Gardner & Groff, P.C.

(57) **CLAIM**

I claim the ornamental design for a mounting bracket for railing, as shown.

**DESCRIPTION**

FIG. 1 is a perspective illustration of a mounting bracket for railing according to a preferred form of the invention.

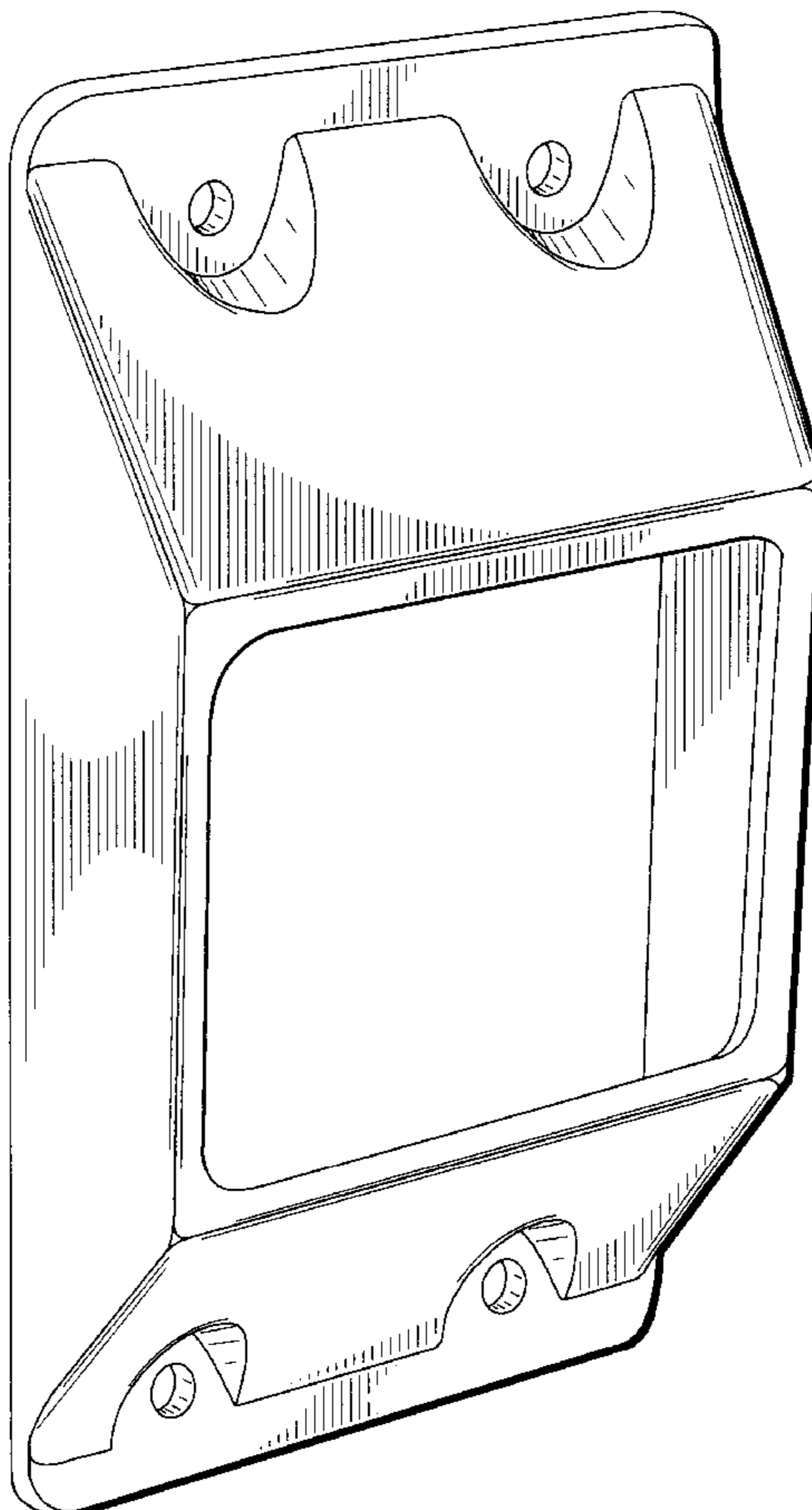
FIG. 2 is a top elevation view of the mounting bracket for railing of FIG. 1 (with a bottom view being substantially identical).

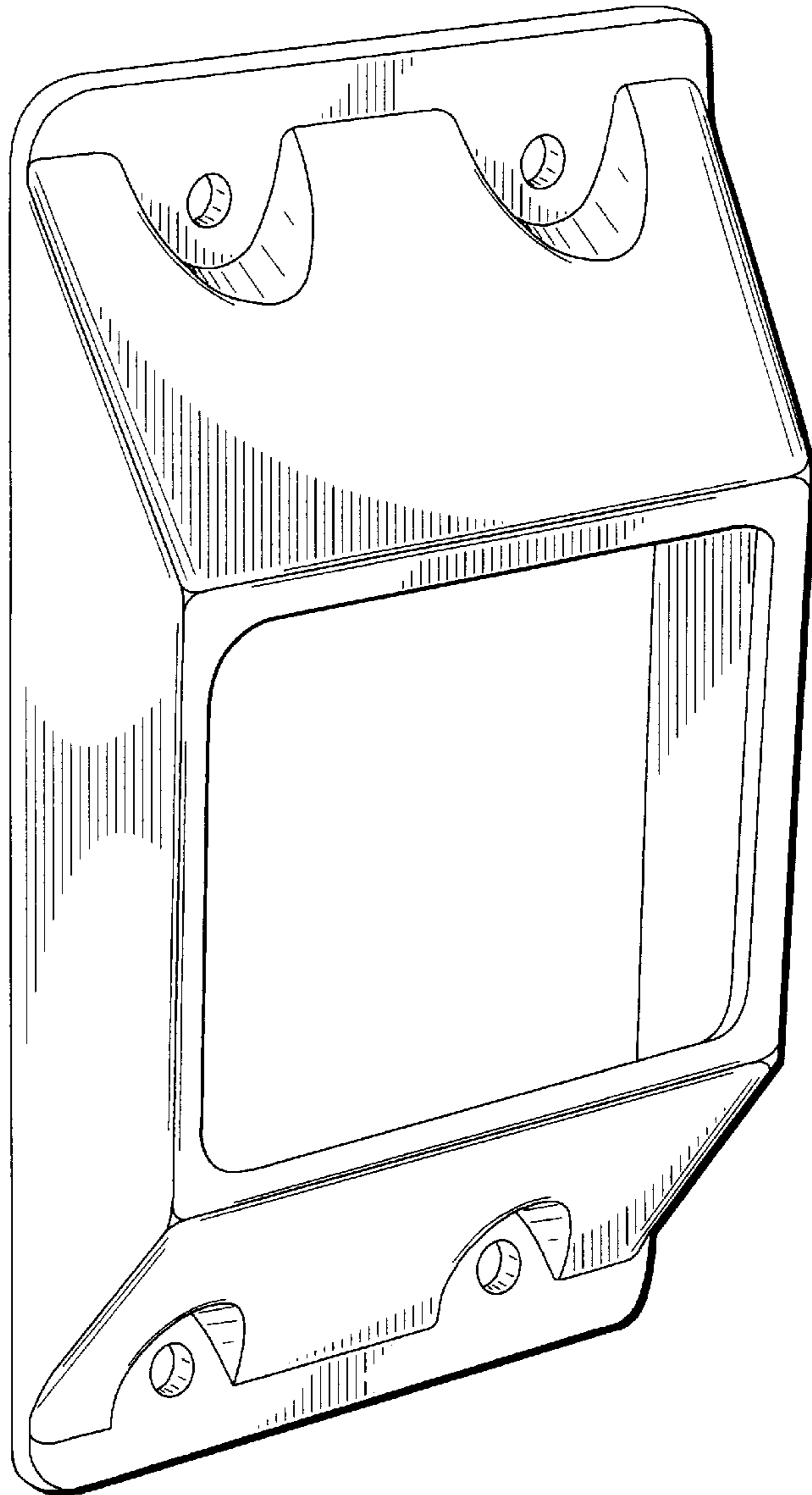
FIG. 3 is a side view of the mounting bracket for railing of FIG. 1.

FIG. 4 is a front view of the mounting bracket for railing of FIG. 1; and,

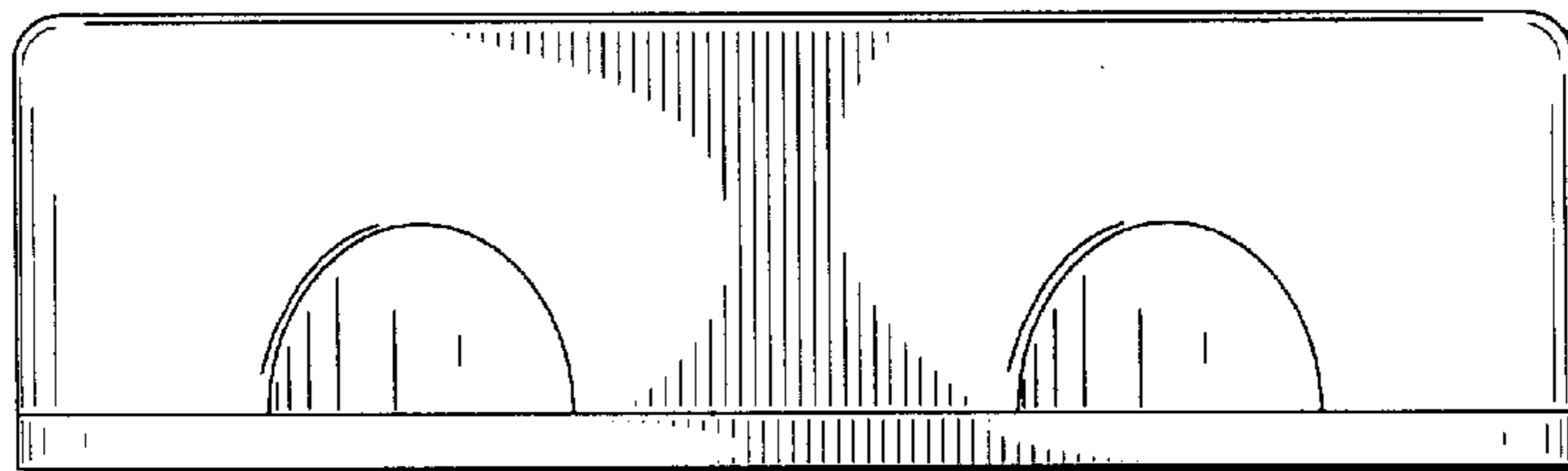
FIG. 5 is a rear view of the mounting bracket for railing of FIG. 1.

**1 Claim, 3 Drawing Sheets**

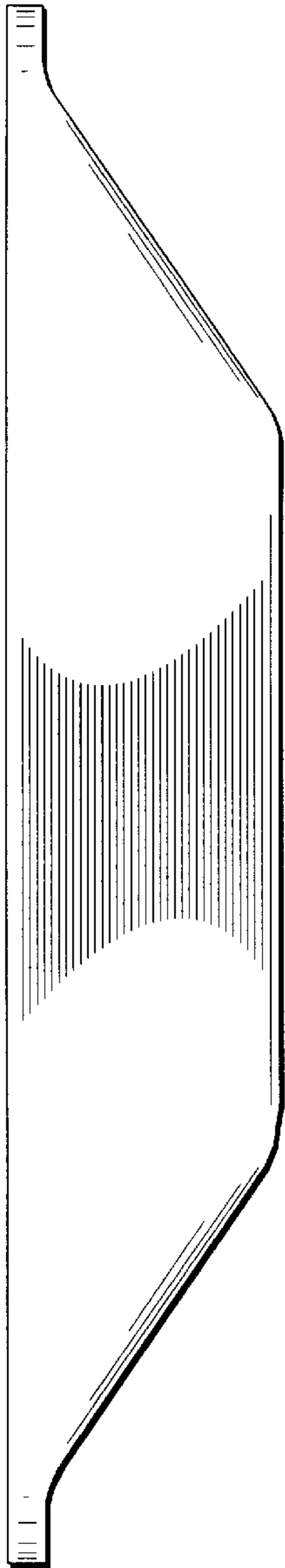





**FIG. 1**




**FIG. 2**



**FIG. 3**



**FIG. 4**



**FIG. 5**