



US00D437750S

(12) **United States Design Patent**
Kinn

(10) **Patent No.:** **US D437,750 S**

(45) **Date of Patent:** **** Feb. 20, 2001**

(54) **PICKET FOR LINE REEL**

(75) **Inventor:** **Patrick Kinn, Pallud (FR)**

(73) **Assignee:** **Defi-Distribution Europeenne de
Fournitures Industrielles, Meythet
(FR)**

(**) **Term:** **14 Years**

(21) **Appl. No.:** **29/108,426**

(22) **Filed:** **Jul. 27, 1999**

(30) **Foreign Application Priority Data**

Feb. 3, 1999 (FR) 99 0869

(51) **LOC (7) Cl.** **08-01**

(52) **U.S. Cl.** **D8/1**

(58) **Field of Search** D22/134, 137,
D22/138, 139, 149, 199; 242/370, 223,
224, 234, 311, 322; D21/840; D6/417;
D8/1, 302, 338

(56) **References Cited**

U.S. PATENT DOCUMENTS

D. 100,600 * 7/1936 Luff D22/134
D. 332,819 * 1/1993 Crowe D21/840
D. 378,980 * 4/1997 Thayer et al. D8/1
D. 379,210 * 5/1997 Hartmann D22/199

D. 379,416 * 5/1997 Adams D8/1
D. 407,281 * 3/1999 Antel et al. D8/1
D. 412,434 * 8/1999 Cook D21/840
D. 415,018 * 10/1999 Uhler D21/840
D. 419,403 * 1/2000 Halil, Jr. D8/1
1,448,505 * 3/1923 Powers D22/137
1,579,886 * 4/1926 Oxner D22/137

OTHER PUBLICATIONS

Japanese Design Journal, Document No. 915557, p. 169,
Dec. 1994.*

* cited by examiner

Primary Examiner—Louis S. Zarfes
Assistant Examiner—Inga-Maria Hyttinen
(74) *Attorney, Agent, or Firm*—Roland Plottel

(57) **CLAIM**

The ornamental design for a picket for line reel, as shown
and described.

DESCRIPTION

FIG. 1 is a front view of a picket for line reel, showing my
new design.

FIG. 2 is a right side view thereof.

FIG. 3 is a top view thereof; and,

FIG. 4 is a perspective view thereof.

1 Claim, 2 Drawing Sheets




FIG. 1

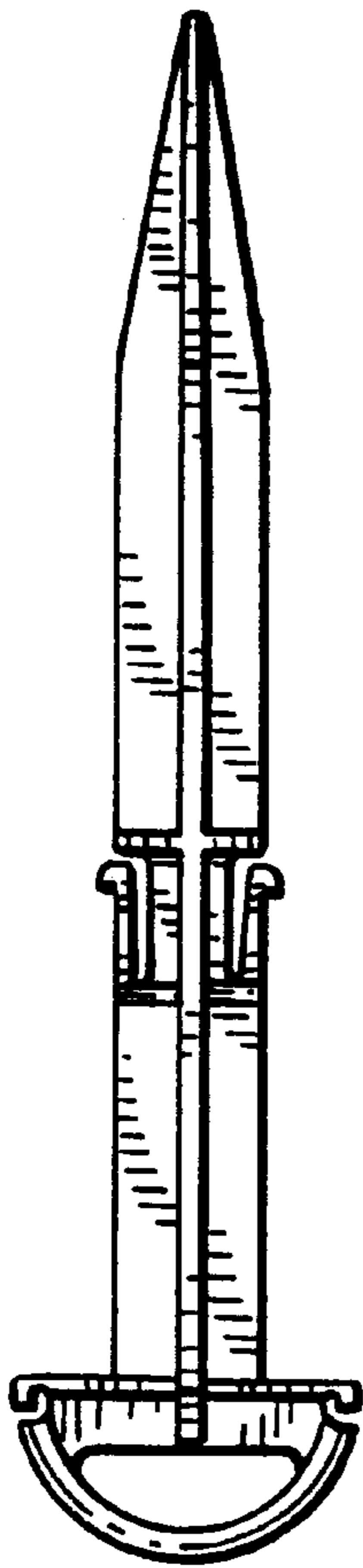


FIG. 2

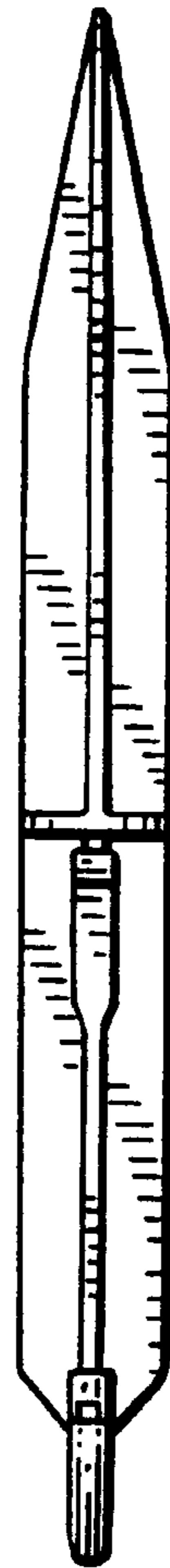


FIG. 3

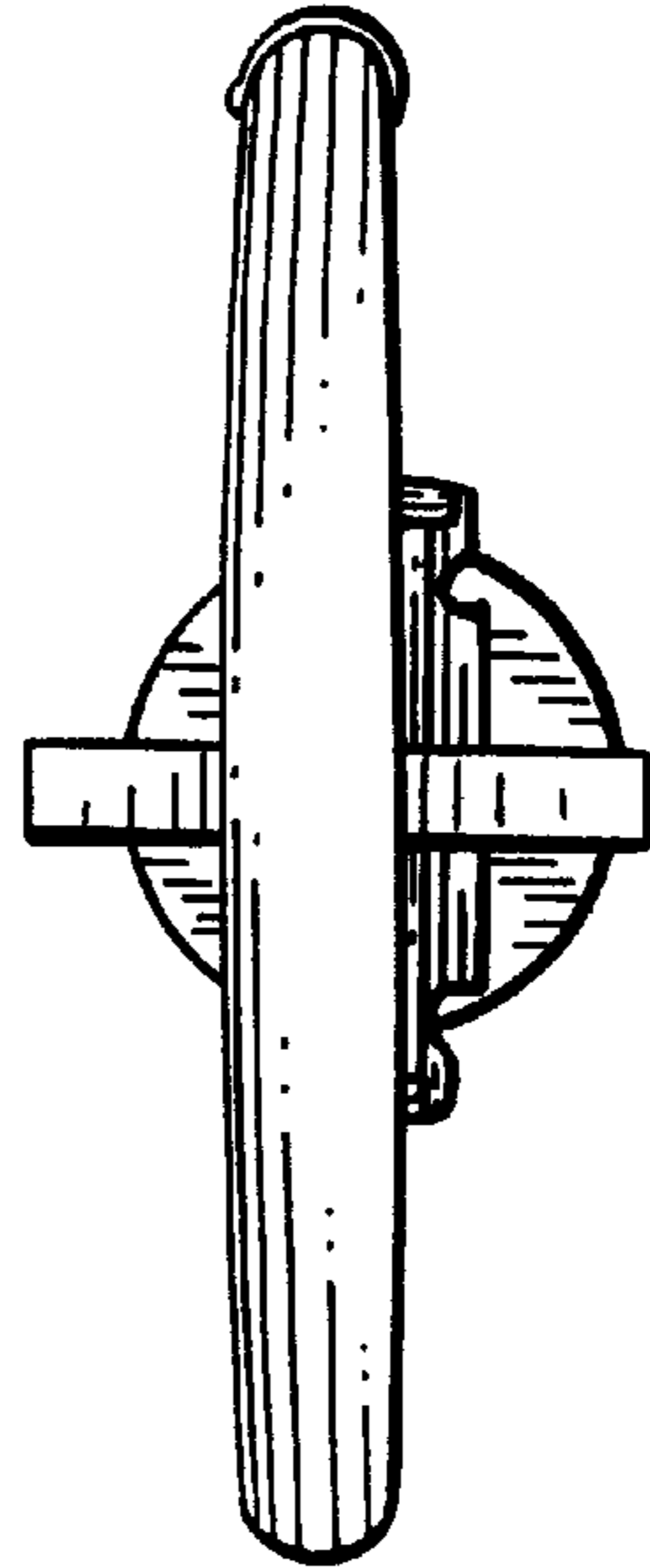


FIG. 4

