



US00D437746S

(12) **United States Design Patent**  
**Young et al.**

(10) **Patent No.:** **US D437,746 S**

(45) **Date of Patent:** **\*\* Feb. 20, 2001**

(54) **SEASONING MILL**

D. 327,396 \* 6/1992 Bounds ..... D7/679

(75) Inventors: **Michael W. K. Young**, Astoria; **Wei Young**, Flushing, both of NY (US)

\* cited by examiner

*Primary Examiner*—Terry A. Wallace

(73) Assignee: **Progressive International Corp.**, Kent, WA (US)

(74) *Attorney, Agent, or Firm*—John R. Benefiel

(\*\*) Term: **14 Years**

(57) **CLAIM**

The ornamental design for a seasoning mill, as shown and described.

(21) Appl. No.: **29/120,528**

**DESCRIPTION**

(22) Filed: **Mar. 17, 2000**

FIG. 1 is a perspective view of a seasoning mill according to the present invention.

(51) **LOC (7) Cl.** ..... **07-06**

(52) **U.S. Cl.** ..... **D7/679**

FIG. 2 is a side view of the seasoning mill according to of the invention shown in FIG. 1, both sides being the same.

(58) **Field of Search** ..... D7/679, 590, 591, D7/596, 597; 222/142.1-142.9; 241/168, 169.1, 169.2

FIG. 3 is a top view of the seasoning mill shown in FIGS. 1 and 2.

(56) **References Cited**

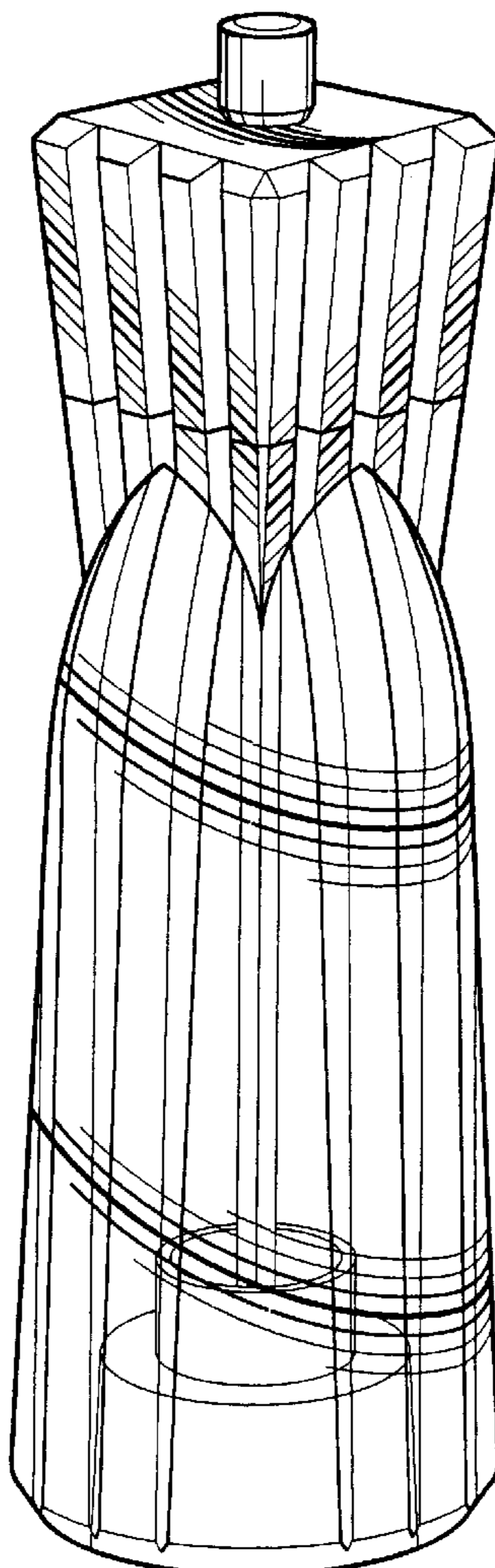
FIG. 4 is a rear view of the seasoning mill shown in FIGS. 1-3, the front view being the same; and,

**U.S. PATENT DOCUMENTS**

FIG. 5 is a bottom view of the seasoning mill shown in FIGS. 1-4.

D. 315,850 \* 4/1991 Wu ..... D7/679

**1 Claim, 2 Drawing Sheets**



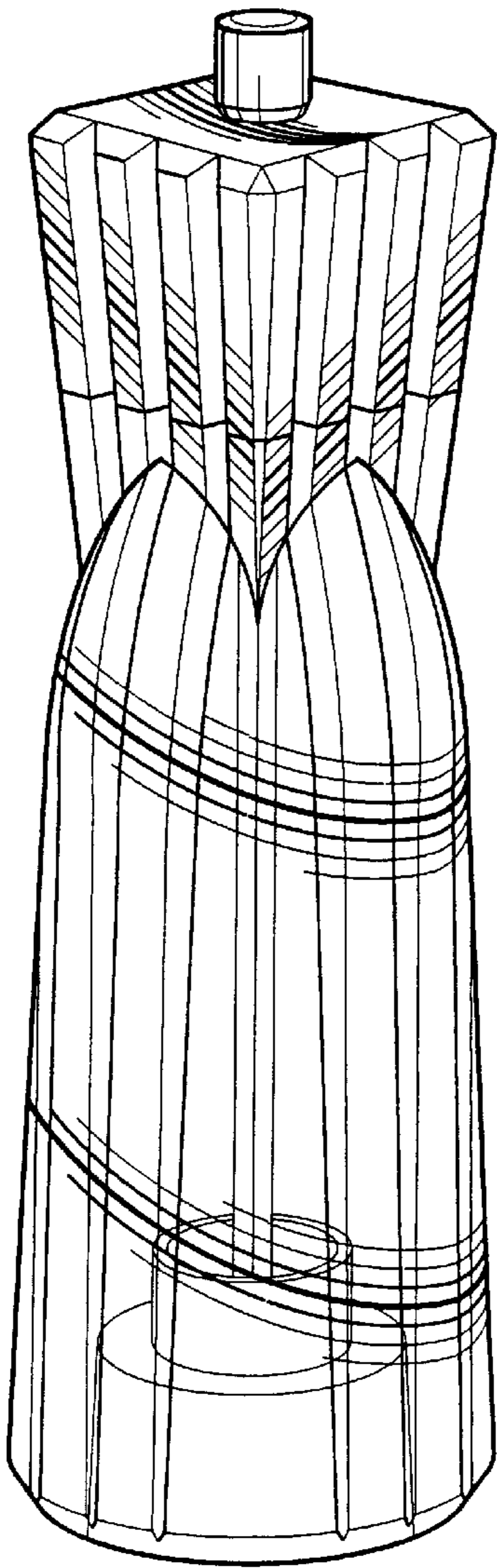


Figure 1

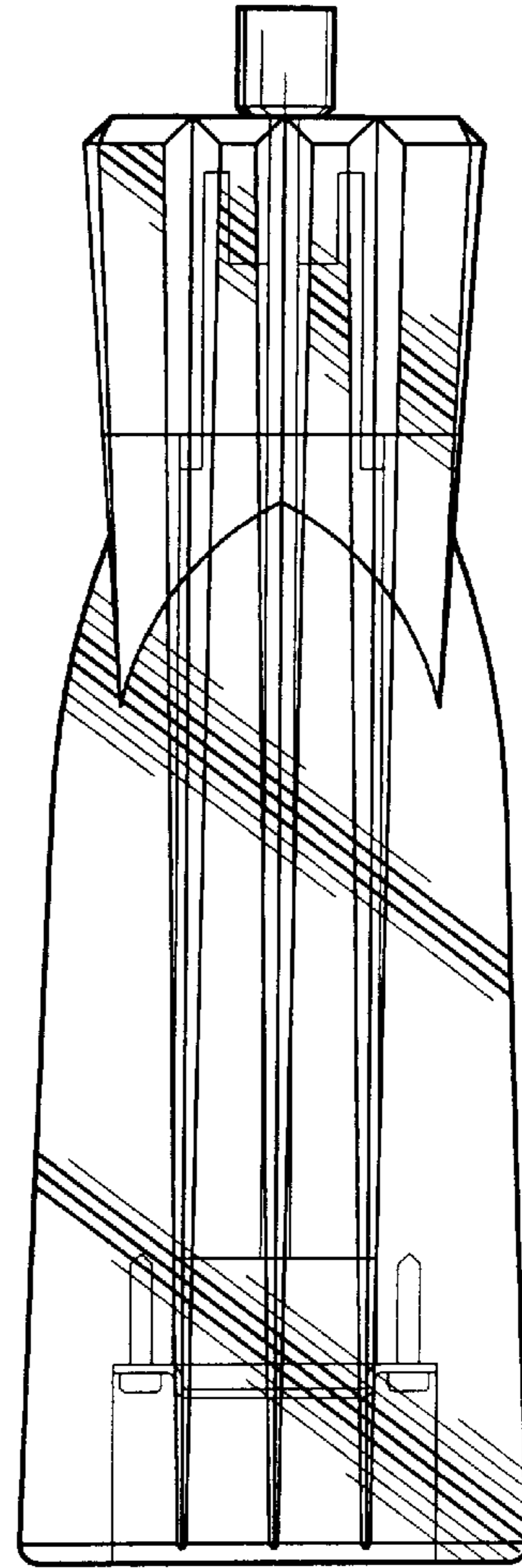


Figure 2




Figure 3

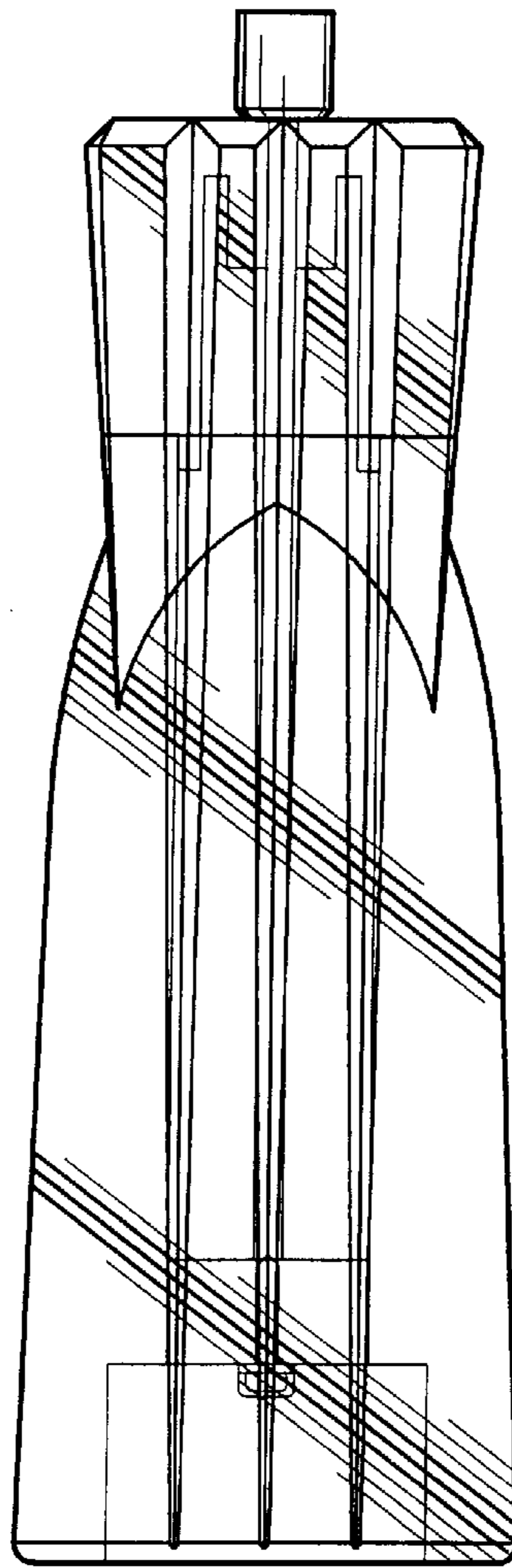


Figure 4

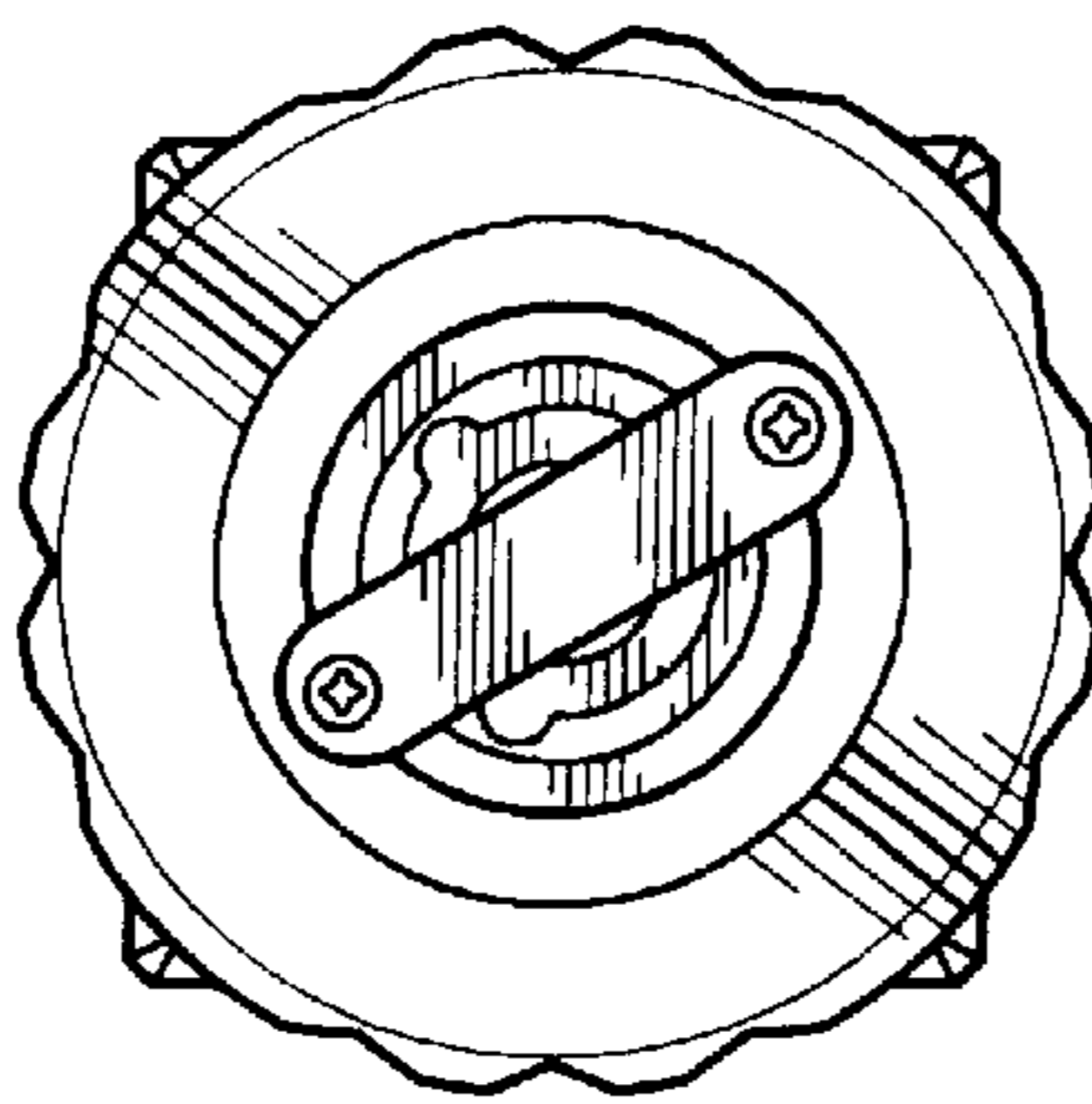


Figure 5