



US00D437739S

(12) **United States Design Patent**
Allen, Jr.

(10) **Patent No.:** **US D437,739 S**

(45) **Date of Patent:** **** Feb. 20, 2001**

(54) **STEAK KNIFE**

(75) **Inventor:** **A. Edward Allen, Jr.,** New Hartford,
NY (US)

(73) **Assignee:** **Utica Cutlery Company,** Utica, NY
(US)

(**) **Term:** **14 Years**

(21) **Appl. No.:** **29/126,802**

(22) **Filed:** **Jul. 24, 2000**

(51) **LOC (7) Cl.** **07-03**

(52) **U.S. Cl.** **D7/650**

(58) **Field of Search** D7/642, 645, 649,
D7/650, 401.2; 30/147-150, 329, 340, 342,
344, 345

(56) **References Cited**

U.S. PATENT DOCUMENTS

D. 216,180 * 11/1969 Kobayashi D7/649

D. 368,001 * 3/1996 Cohen et al. D7/693

D. 400,059 * 10/1998 Cohen et al. D7/649

D. 413,232 * 8/1999 Conner D7/649

* cited by examiner

Primary Examiner—Caron D. Veynar

(74) *Attorney, Agent, or Firm*—George R. McGuire;
Hancock & Estabrook, LLP

(57) **CLAIM**

The ornamental design for a steak knife, as shown and described.

DESCRIPTION

FIG. 1 is a side elevational view of a steak knife having a wood grain handle, a bronze tang, and bronze rivets, the other side view being a mirror image thereof;

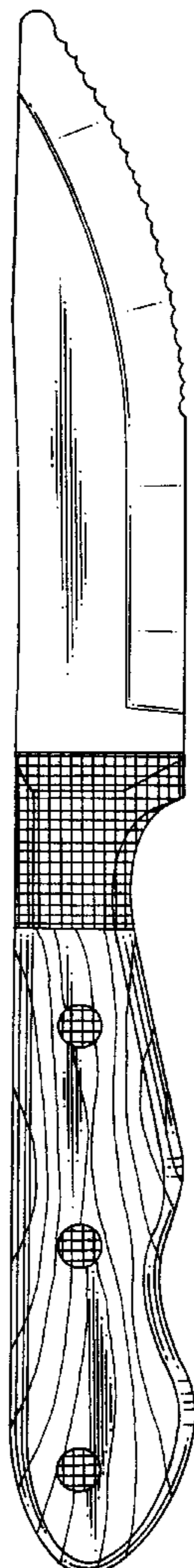
FIG. 2 is a top plan view thereof;

FIG. 3 is a bottom plan view thereof;

FIG. 4 is a front elevational view thereof; and,

FIG. 5 is an end elevational view thereof.

1 Claim, 1 Drawing Sheet



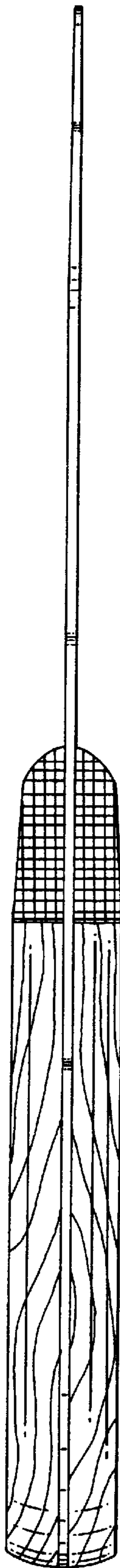


FIG. 2

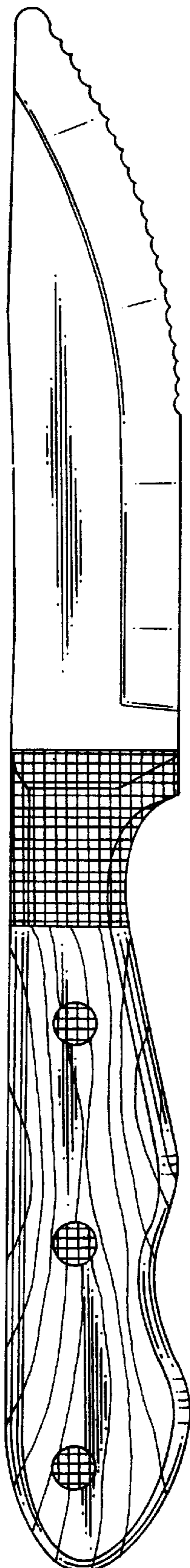


FIG. 1

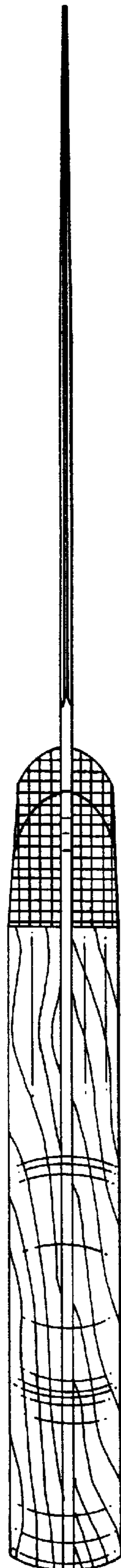


FIG. 3




FIG. 4




FIG. 5