



US00D437724S

(12) **United States Design Patent**
Pozzoli et al.

(10) **Patent No.:** **US D437,724 S**

(45) **Date of Patent:** **** Feb. 20, 2001**

(54) **STORAGE RACK**

(75) Inventors: **Alessio Pozzoli**, Milan (IT); **Samuel Ribet**, Lamma Island (HK)

(73) Assignee: **Sunhing Millennium Limited**, Kowloon (HK)

(**) Term: **14 Years**

(21) Appl. No.: **29/109,899**

(22) Filed: **Aug. 25, 1999**

(51) **LOC (7) Cl.** **06-04**

(52) **U.S. Cl.** **D6/630; D6/468**

(58) **Field of Search** D6/407, 626-630, D6/462-468, 450, 457, 473-476, 556-567, 570-572, 553; 312/9.1-9.64; D19/90; D32/55, 58; 211/40, 41.1, 41.2, 41.3, 41.4, 42, 41.12, 44, 41.18, 48; 206/307.1, 307, 308.1, 445, 387.15, 454, 387.1, 425

(56) **References Cited**

U.S. PATENT DOCUMENTS

- D. 247,645 * 3/1978 Woodhall D6/629
- D. 247,646 * 3/1978 Woodhall D6/629
- D. 259,450 * 6/1981 Veralrud D6/629
- D. 303,330 * 9/1989 Stanton D6/407
- D. 306,663 * 3/1990 Larsen D6/407
- D. 307,977 * 5/1990 Egly et al. D6/629
- D. 308,607 * 6/1990 Price et al. D6/407
- D. 319,741 * 9/1991 Sylvester D6/407
- D. 337,919 * 8/1993 Molen D6/407
- D. 358,522 * 5/1995 Weisburn et al. D6/629
- D. 361,219 * 8/1995 Luymes D6/432
- D. 371,712 * 7/1996 Koziol D6/629

- D. 387,605 * 12/1997 Chiu D6/629
- D. 394,980 * 6/1998 Goodman D6/630
- D. 405,638 * 2/1999 Cheris et al. D6/630
- D. 420,239 * 2/2000 Nemeth D6/630
- 4,153,164 * 5/1979 Hofmeister et al. 211/41.18
- 4,228,902 * 10/1980 Schulte 211/41.18
- 5,615,779 * 4/1997 Marsilio et al. 211/40
- 5,749,477 * 5/1998 Chang 211/40
- 6,019,230 * 2/2000 Hayashi 211/41.12

FOREIGN PATENT DOCUMENTS

- 93/04474 * 3/1993 (WO) 206/307.1

OTHER PUBLICATIONS

Washington Post Magazine, Apr. 1995, p. 31.*

* cited by examiner

Primary Examiner—Jeffrey Asch

(74) *Attorney, Agent, or Firm*—Marguerite Del Valle


(57) **CLAIM**

We claim the ornamental design for a storage rack, as shown and described.

DESCRIPTION

FIG. 1 is a front plan view of the new ornamental storage rack of the present invention.
 FIG. 2 is a rear plan view thereof.
 FIG. 3 is a left side view thereof.
 FIG. 4 is a right side view thereof.
 FIG. 5 is a top plan view thereof.
 FIG. 6 is a bottom plan view thereof; and,
 FIG. 7 is a front right perspective view thereof.

1 Claim, 6 Drawing Sheets



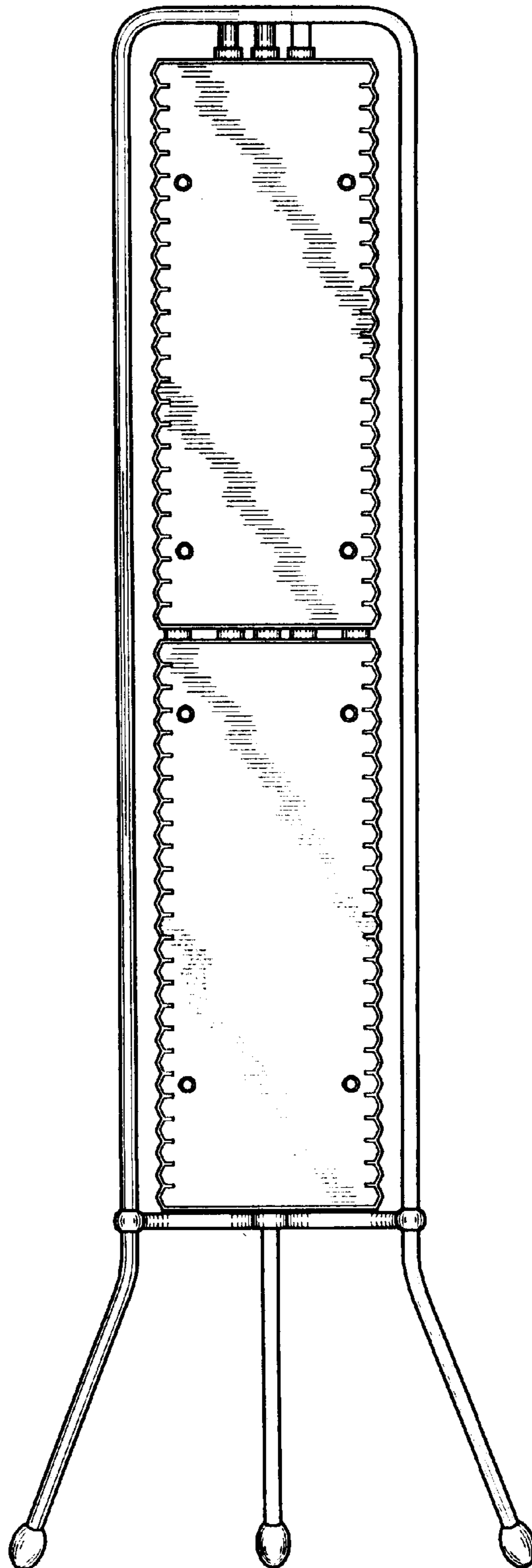


Fig. 1

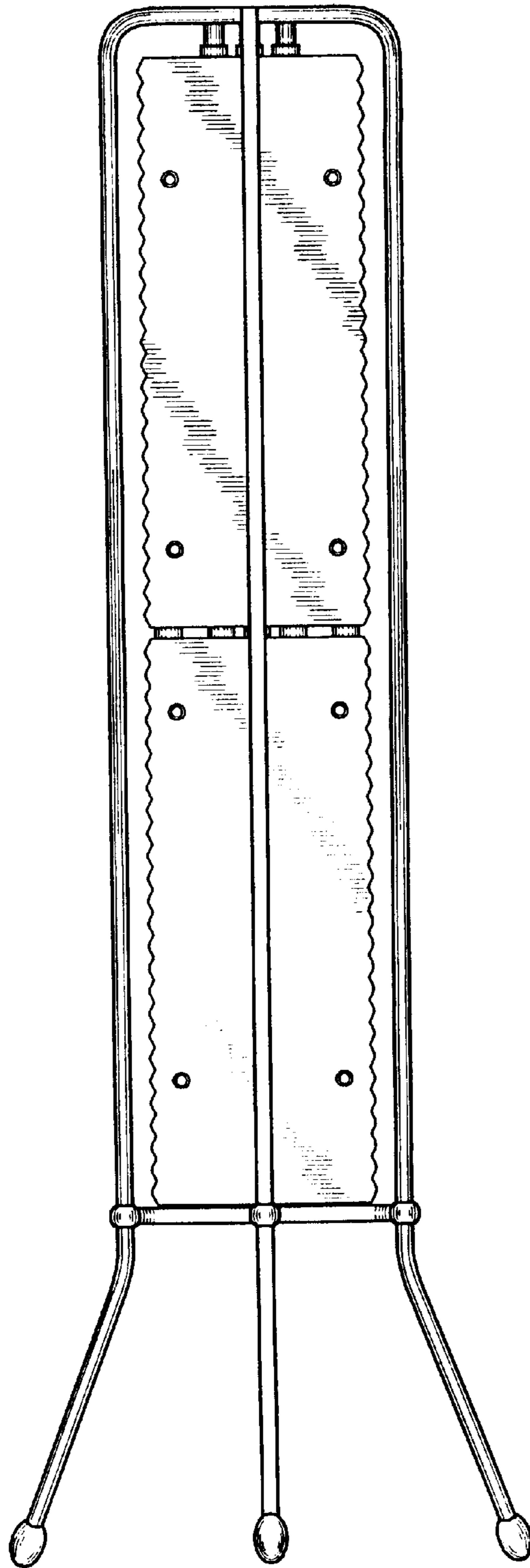


Fig. 2




Fig. 3




Fig. 4

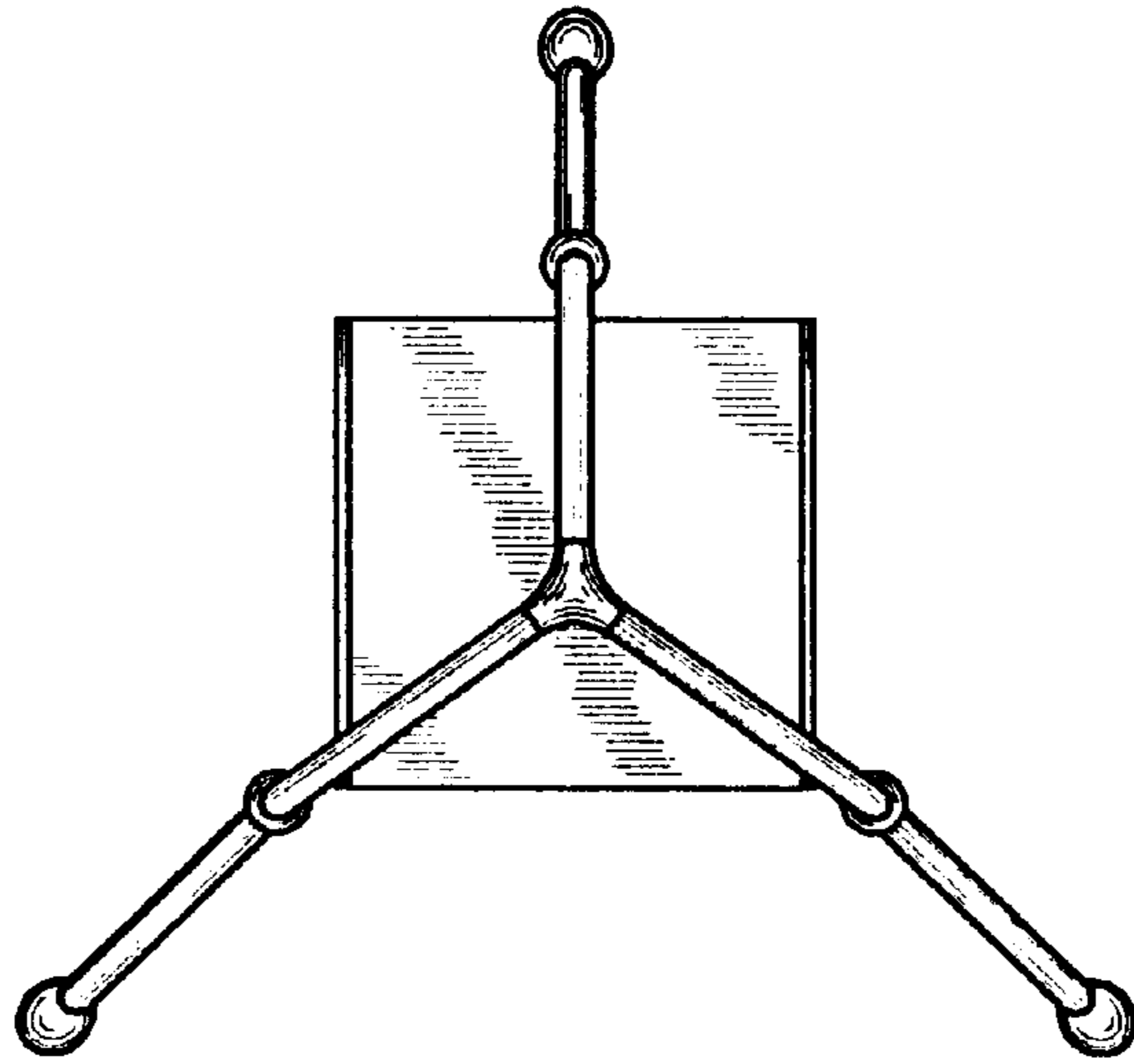


Fig. 5

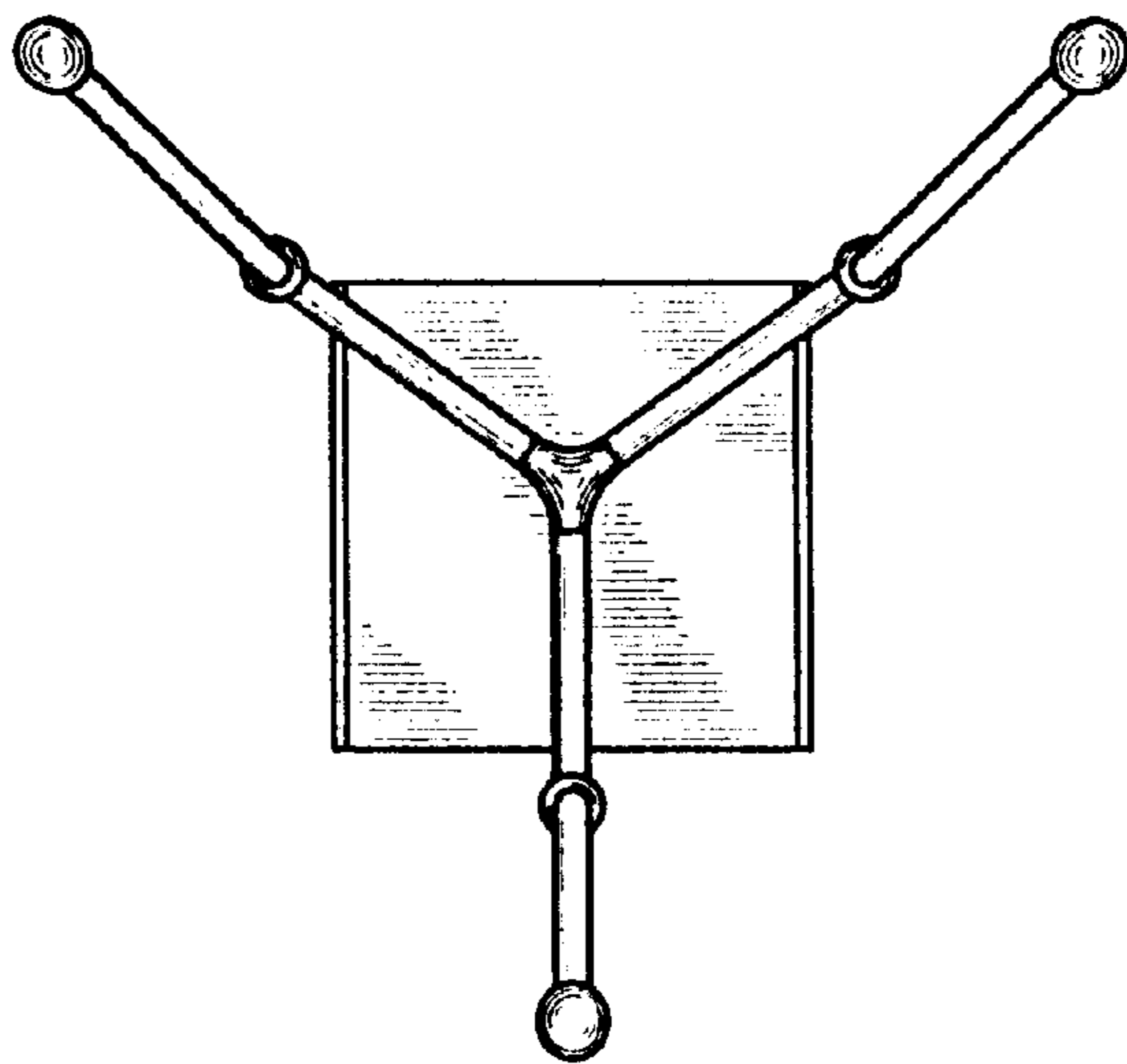


Fig. 6

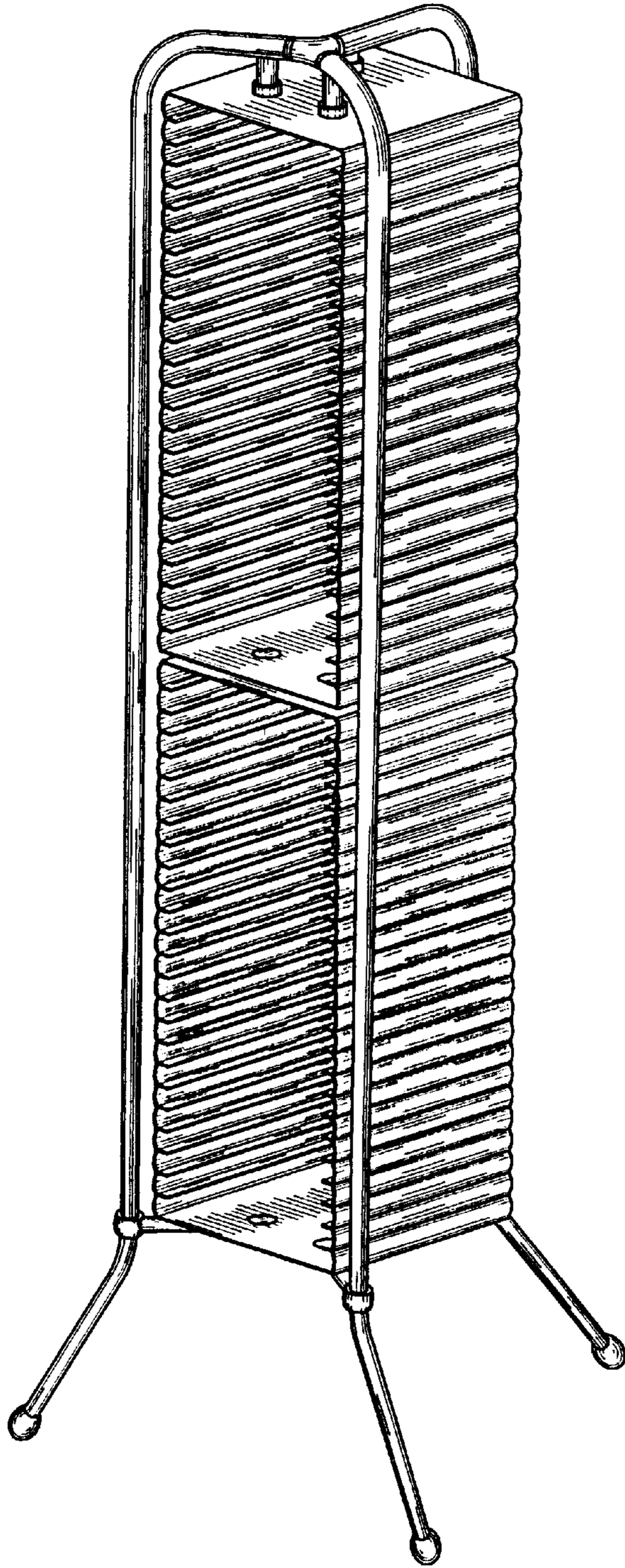


Fig. 7