



US00D437723S

(12) **United States Design Patent**
Lees

(10) **Patent No.:** **US D437,723 S**

(45) **Date of Patent:** **** Feb. 20, 2001**

(54) **PROTECTIVE COVERING FOR FURNITURE LEGS**

(76) **Inventor:** **Tony R. Lees**, P.O. Box 51644,
Riverside, CA (US) 92517

(**) **Term:** **14 Years**

(21) **Appl. No.:** **29/099,380**

(22) **Filed:** **Jan. 20, 1999**

(51) **LOC (7) Cl.** **06-13**

(52) **U.S. Cl.** **D6/610**

(58) **Field of Search** 602/6, 5, 3, 23;
D3/318, 328, 282; D9/444, 443, 455; 16/110.1,
114.1, 406, 422, 428, 437, 436; D23/226;
138/110, 118.1, 128; D24/192, 190; D7/605;
D12/114, 178

(56) **References Cited**

U.S. PATENT DOCUMENTS

D. 52,569	*	10/1918	Hallgreen	D23/260
D. 108,317	*	2/1938	Buchalter	D6/610
D. 166,618	*	4/1952	Mince	D6/610
D. 234,434	*	3/1975	Trevino	D24/190
D. 370,110	*	5/1996	Beam	D9/434
D. 382,344	*	8/1997	Swedberg	D24/190
D. 404,817	*	1/1999	Gomez	D24/190
1,901,377		3/1933	Roe	.	
1,906,590		5/1933	Hewson	.	
2,145,839	*	1/1939	Sherman et al.	138/128
4,857,371	*	8/1989	McClintock	138/128
5,123,143		6/1992	Carmack	16/18

5,173,990	12/1992	Owen	16/18	
5,369,925	12/1994	Vargo	52/244	
5,490,742	*	2/1996	Cronk	138/110
5,560,397	*	10/1996	Miller et al.	138/110
5,947,159	*	9/1999	Takahashi	138/128
5,964,252	*	10/1999	Simmons et al.	138/128

OTHER PUBLICATIONS

D252,336, Jul. 1979, Grippi, Jr., Fish Hook and Leader Holder, "References" Folder.*

* cited by examiner

Primary Examiner—Louis S. Zarfes

Assistant Examiner—Catherine R. Oliver

(74) *Attorney, Agent, or Firm*—Goldstein & Canino

(57) **CLAIM**

The ornamental design for a protective covering for furniture legs, as shown and described.

DESCRIPTION

FIG. 1 is a diagrammatic perspective view of the protective covering for furniture legs.

FIG. 2 is a front elevational view thereof.

FIG. 3 is a rear elevational view thereof.

FIG. 4 is a top plan view of the protective covering for furniture legs.

FIG. 5 is a bottom plan view thereof.

FIG. 6 is a right side elevational view thereof; and,

FIG. 7 is a left side elevational view thereof.

1 Claim, 3 Drawing Sheets

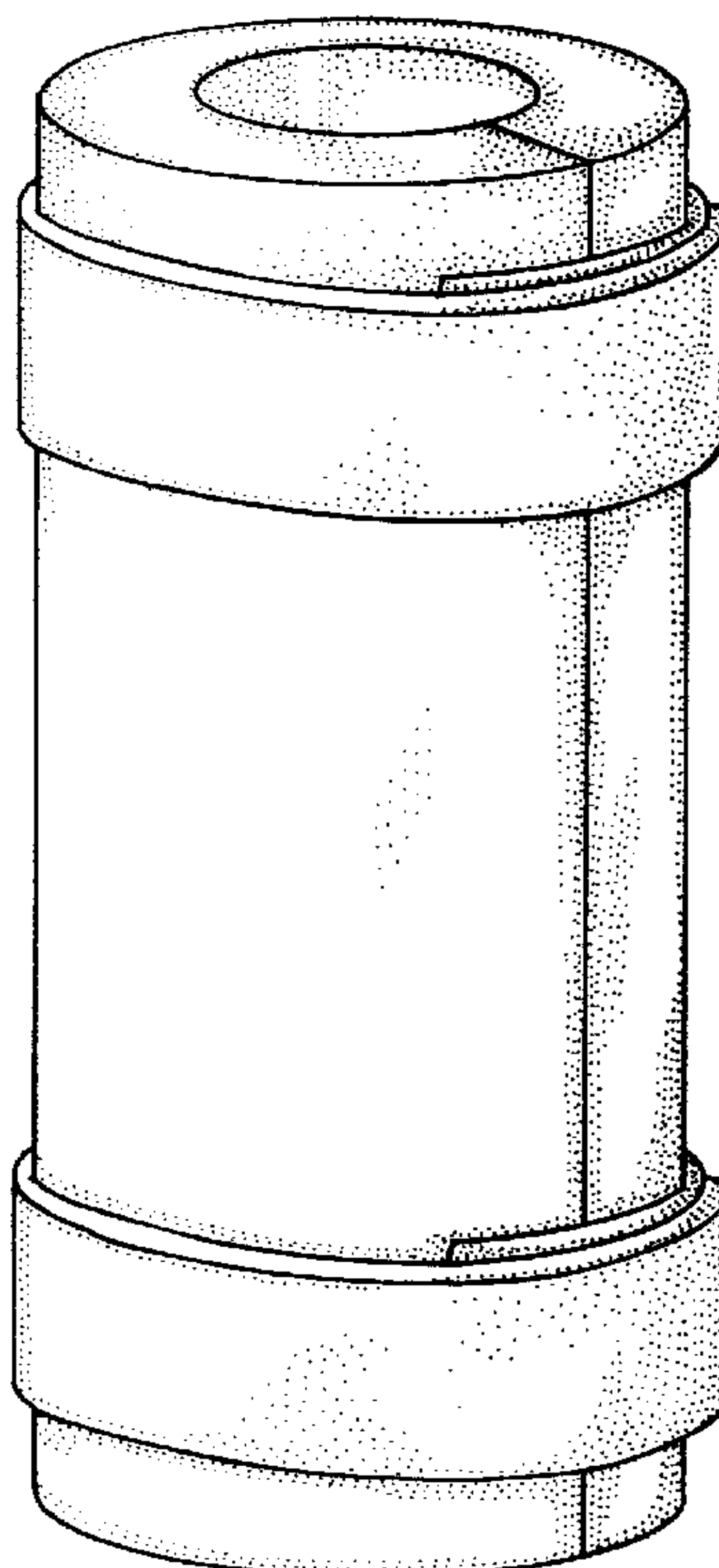


FIG. 1

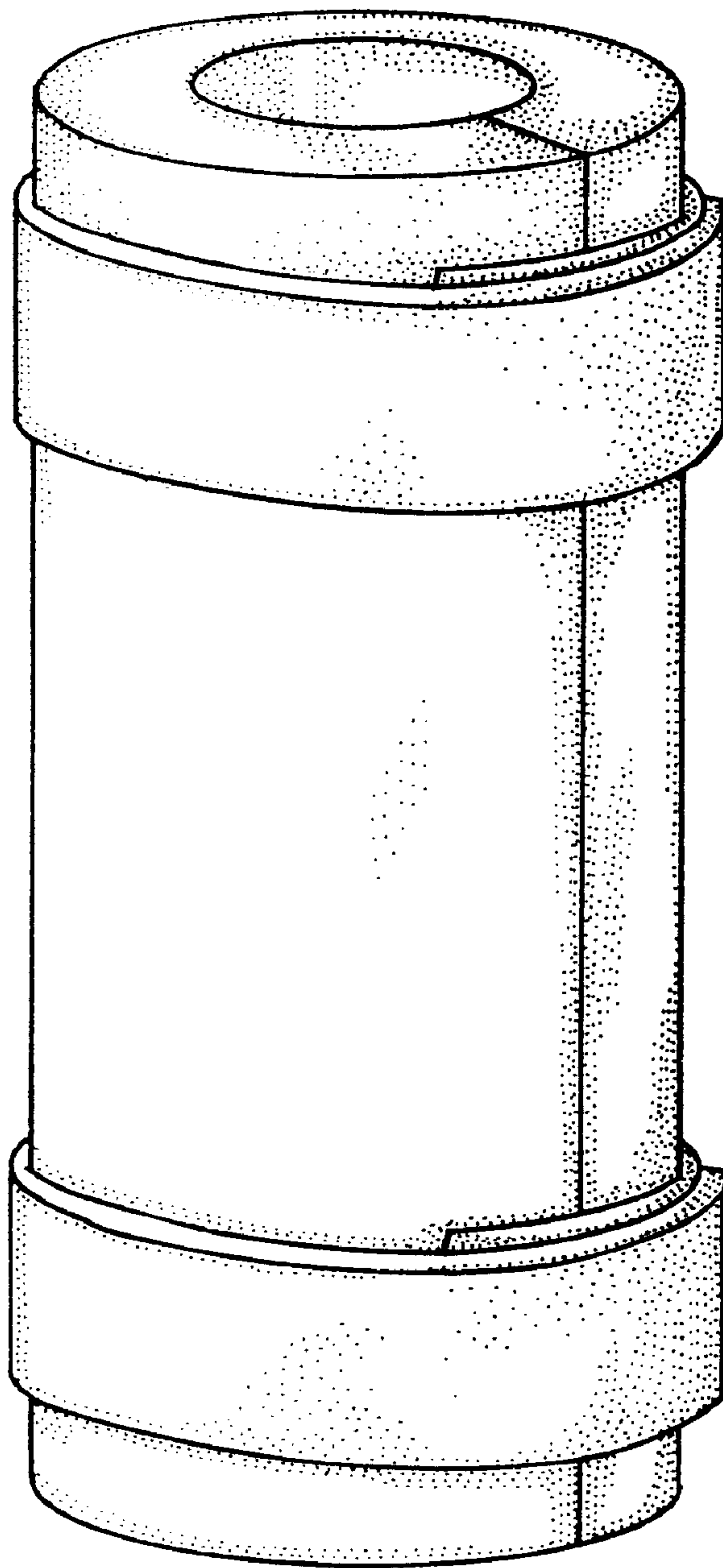


FIG. 2




FIG. 3

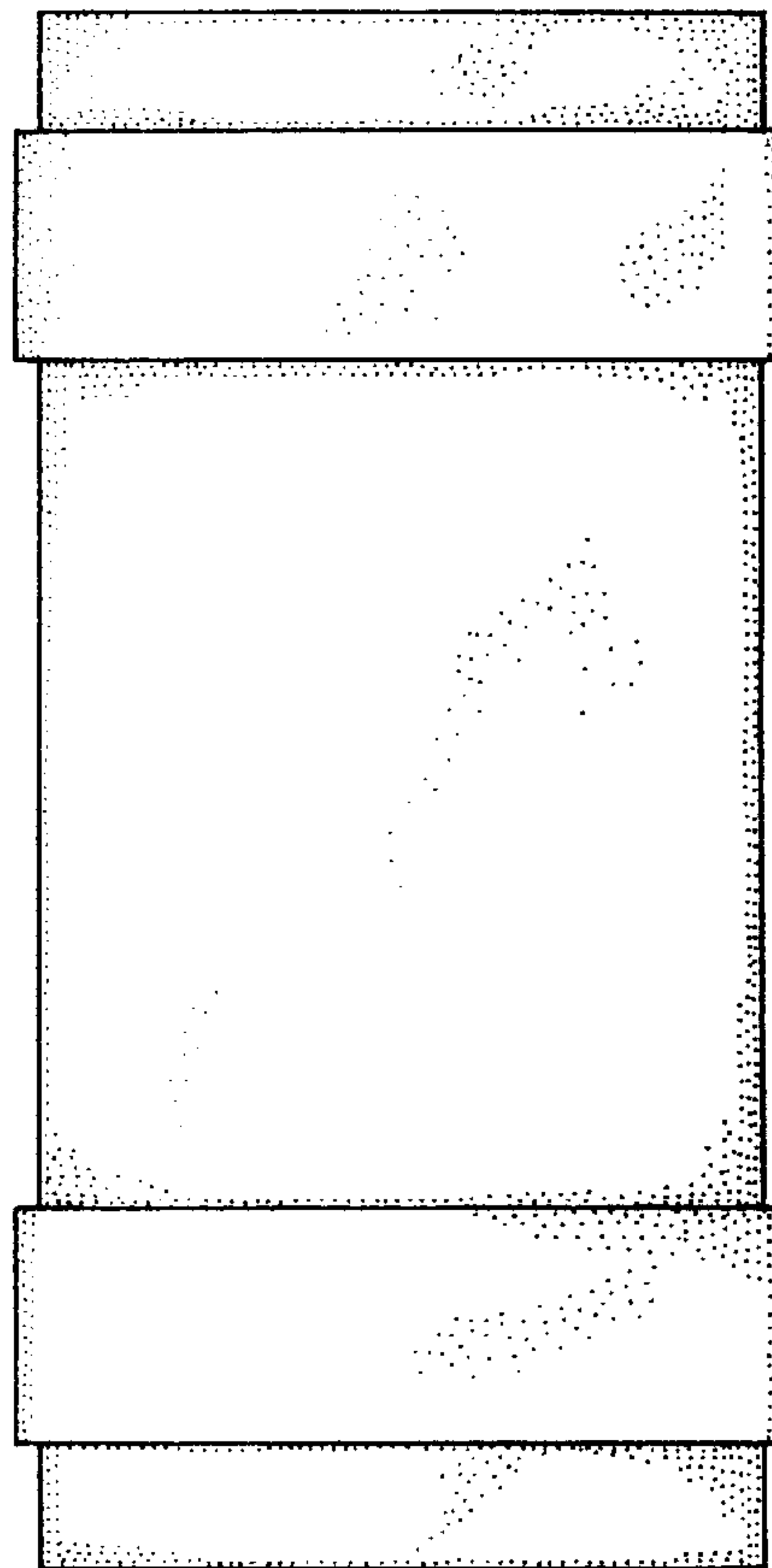


FIG. 4

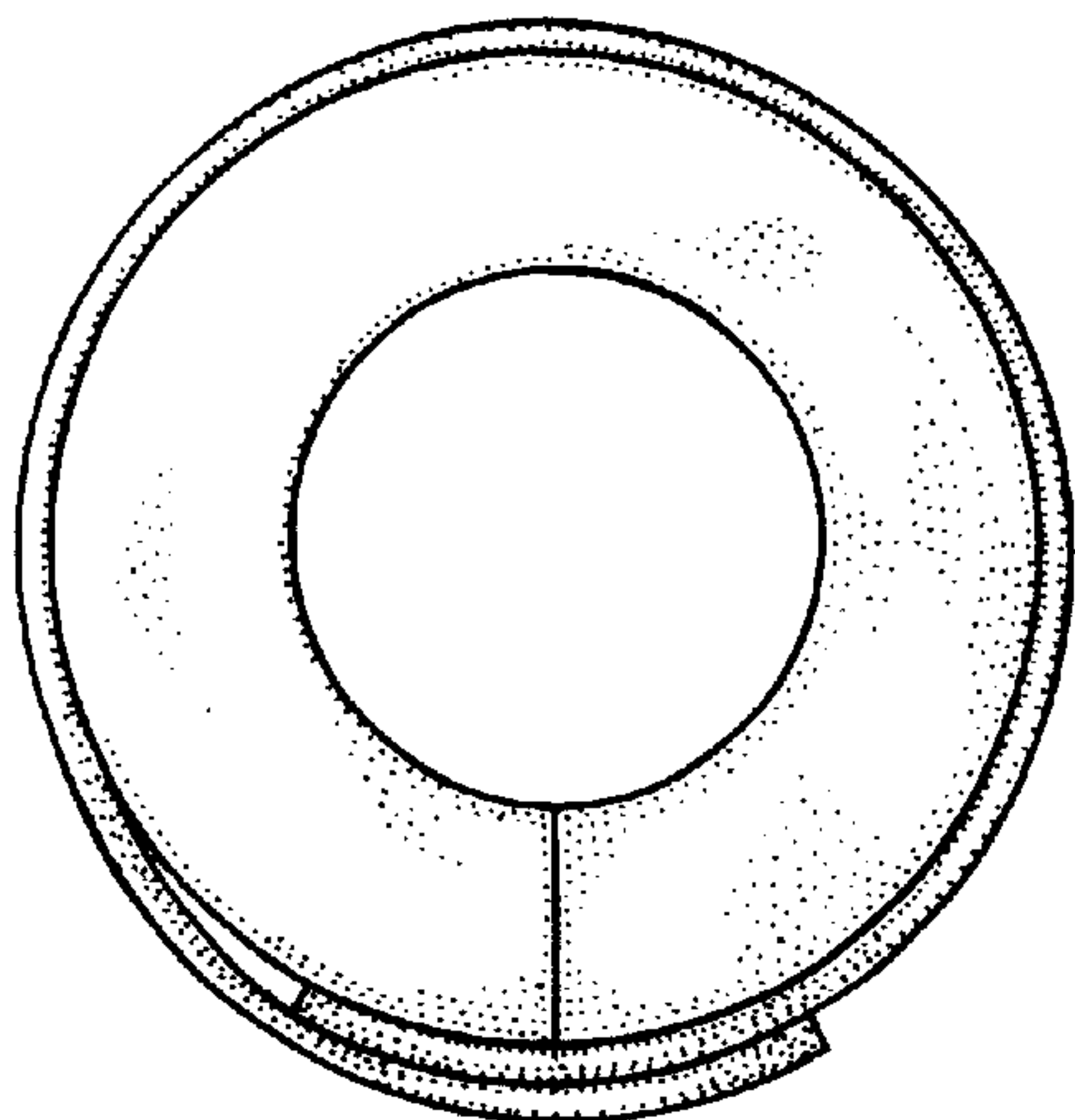


FIG. 5

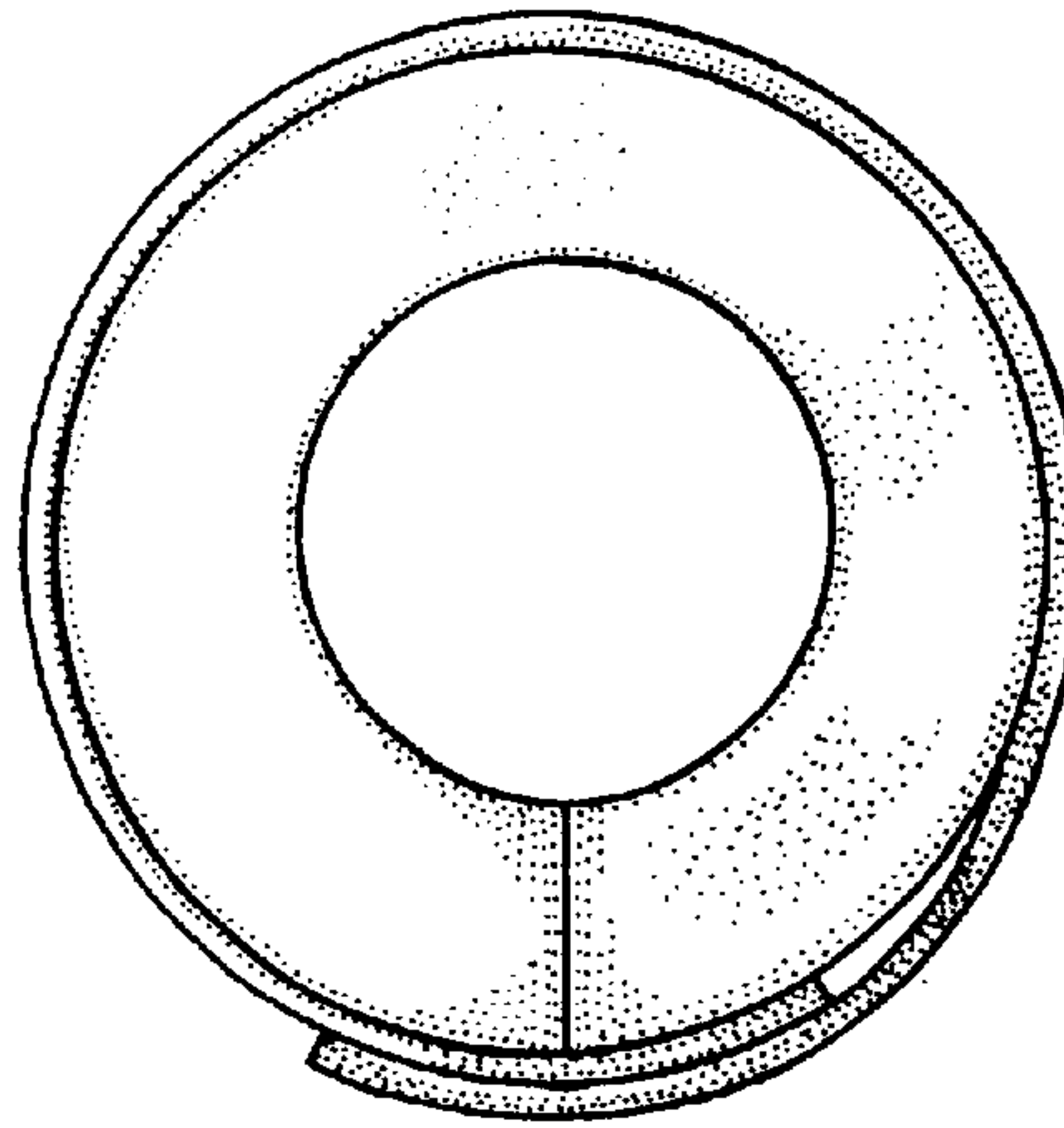


FIG. 6




FIG. 7

