



US00D437718S

(12) **United States Design Patent**  
**Fiegl et al.**

(10) **Patent No.:** **US D437,718 S**

(45) **Date of Patent:** **\*\* Feb. 20, 2001**

(54) **SOAP DISH ASSEMBLY**

(75) Inventors: **Tomas Fiegl; Achim Pohl**, both of  
Darmstadt (DE)

(73) Assignee: **Hansa Metallwerke AG** (DE)

(\*\*) Term: **14 Years**

(21) Appl. No.: **29/099,642**

(22) Filed: **Jan. 25, 1999**

(30) **Foreign Application Priority Data**

Jul. 24, 1998 (DE) ..... 498 07 239

(51) **LOC (7) Cl.** ..... **07-07**

(52) **U.S. Cl.** ..... **D6/540**

(58) **Field of Search** ..... D6/524, 529, 532,  
D6/536-540; 211/13.1, 86-88, 126, 134;  
248/309.1; 206/77.1

(56) **References Cited**

**U.S. PATENT DOCUMENTS**

D. 270,795 \* 10/1983 Bennato ..... D6/540

D. 277,146 \* 1/1985 Boroch ..... D6/540  
D. 337,465 \* 7/1993 Paulin et al. .... D6/540  
D. 358,518 \* 5/1995 Sharpe ..... D6/545  
D. 403,546 \* 1/1999 Moon ..... D6/524 X

\* cited by examiner

*Primary Examiner*—Brian N. Vinson

(57) **CLAIM**

We claim the ornamental design for a soap dish assembly, as shown and described.

**DESCRIPTION**

FIG. 1 is a left side elevation of a soap dish assembly showing our new design, which is a mirror image of a right side elevation.

FIG. 2 front view thereof.


FIG. 3 is a rear view thereof.


FIG. 4 is a top view thereof.

FIG. 5 is a bottom view thereof; and,

FIG. 6 perspective view thereof.

**1 Claim, 6 Drawing Sheets**






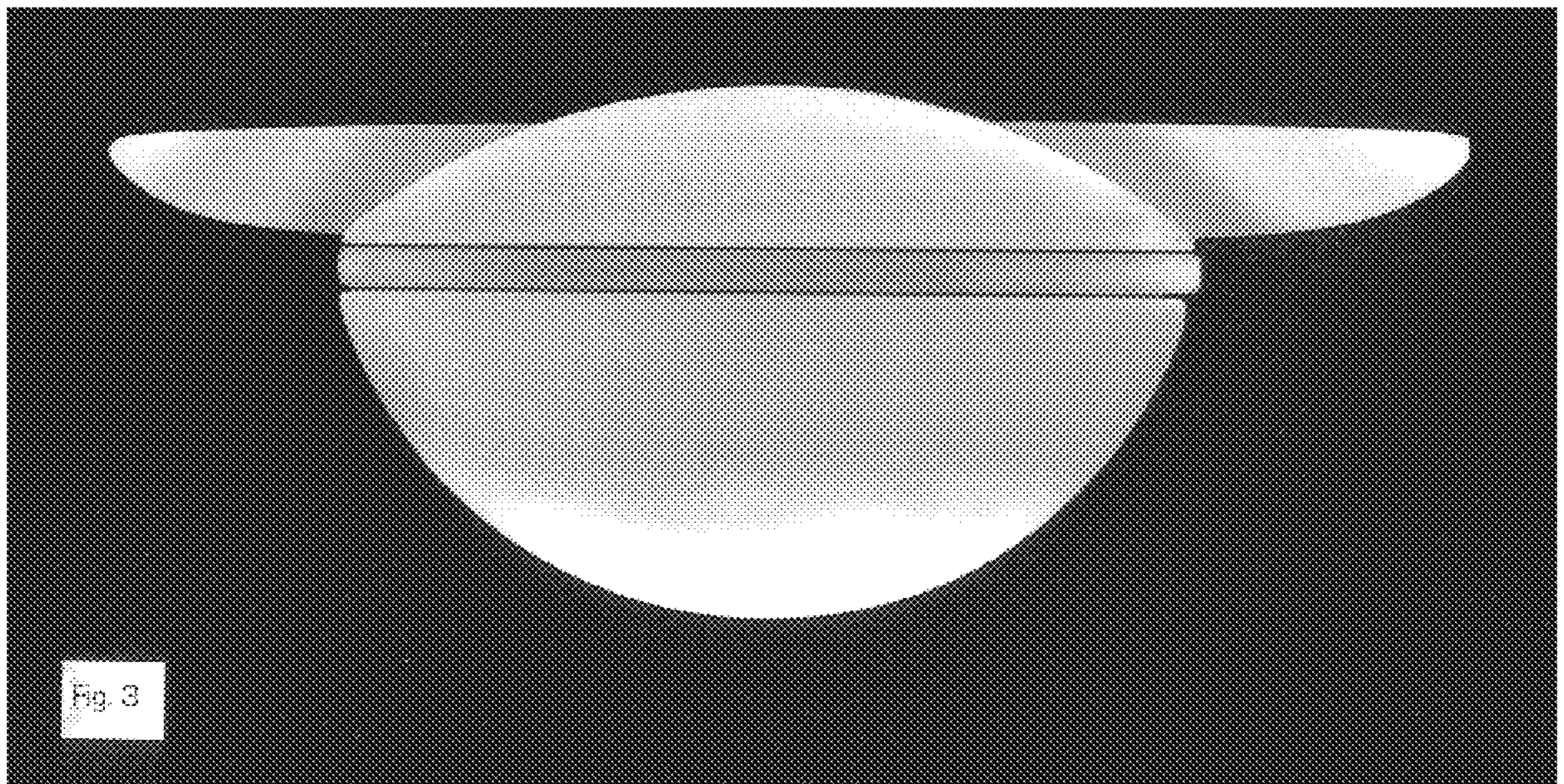



Fig. 2








Fig. 5

