



US00D437699S

(12) **United States Design Patent**
Jablonski

(10) **Patent No.:** **US D437,699 S**

(45) **Date of Patent:** **** Feb. 20, 2001**

(54) **CHAIR**

(75) Inventor: **Brian C. Jablonski**, Providence, RI (US)

(73) Assignee: **Syroco, Inc.**, Peabody, MA (US)

(**) Term: **14 Years**

(21) Appl. No.: **29/104,951**

(22) Filed: **May 17, 1999**

(51) **LOC (7) Cl.** **06-01**

(52) **U.S. Cl.** **D6/358; D6/379**

(58) **Field of Search** D6/334, 335, 336,
D6/358, 359, 345, 351, 370, 374, 375,
376, 379, 380, 500, 501, 502; 297/239,
286, 411.42

(56) **References Cited**

U.S. PATENT DOCUMENTS

D. 303,736	*	10/1989	Grosfillex	D6/379
D. 317,088	*	5/1991	Grosfillex	D6/379
D. 360,537	*	7/1995	VanSkiver	D6/379
D. 362,975	*	10/1995	Sagol	D6/370
D. 362,977	*	10/1995	Battaglia	D6/375
D. 364,748	*	12/1995	Morin	D6/379

D. 373,255	*	9/1996	Gresens	D6/379
D. 414,052	*	9/1999	Van Rhienen	D6/379
5,044,691	*	9/1991	Guichon	297/239

OTHER PUBLICATIONS

Stack Chairs, Weekly Home Furniture Newspaper, p. 34, Sep. 1988.*

* cited by examiner

Primary Examiner—Doris V. Coles

Assistant Examiner—Mimosa De

(74) *Attorney, Agent, or Firm*—August E. Roehrig, Jr.; Hancock & Estabrook, LLP


(57) **CLAIM**

The ornamental design for a chair, as shown and described.

DESCRIPTION

FIG. 1 is a perspective view of a chair of our invention; FIG. 2 is a front view of the chair shown in FIG. 1; FIG. 3 is a rear view of the chair shown in FIG. 1; FIG. 4 is a right side view of the chair shown in FIG. 1; FIG. 5 is a left side view of the chair shown in FIG. 1; FIG. 6 is a top view of the chair shown in FIG. 1; and, FIG. 7 is bottom plan view thereof.

1 Claim, 7 Drawing Sheets






FIG. 1




FIG. 2




FIG. 3



FIG. 4



FIG. 5




FIG. 6

