



US00D437692S

(12) **United States Design Patent**
Smith

(10) **Patent No.:** **US D437,692 S**

(45) **Date of Patent:** **** Feb. 20, 2001**

(54) **COMBINED STEP STOOL, CHAIR AND
ROCKER**

(76) **Inventor:** **Mike Smith**, 1002 CountryClub Dr.,
Ojai, CA (US) 93023

(**) **Term:** **14 Years**

(21) **Appl. No.:** **29/118,631**

(22) **Filed:** **Feb. 11, 2000**

(51) **LOC (7) Cl.** **06-01**

(52) **U.S. Cl.** **D6/34; D6/348**

(58) **Field of Search** D6/334, 335, 336,
D6/339, 344, 348, 350, 353, 368, 374,
500-502; 297/1, 3, 118, 467, 271.5

(56) **References Cited**

U.S. PATENT DOCUMENTS

D. 205,840	*	9/1966	Jones	D6/348
D. 248,516	*	7/1978	Johansson	297/467
D. 257,749	*	1/1981	Davis	D6/374
D. 301,091	*	5/1989	Kimball	D6/374
D. 329,757	*	9/1992	Meeker	D6/348
D. 335,224	*	5/1993	Freeman et al.	D6/348
D. 350,030	*	8/1994	Abrams	D6/334

D. 357,128	*	4/1995	Watson et al.	D6/334
D. 360,314	*	7/1995	Richman	D6/348
3,788,700	*	1/1974	Wartes	D6/374
3,899,208	*	8/1975	Cirigliano	297/271.5
4,593,950	*	6/1986	Infanti	297/3
5,690,379	*	11/1997	Cayssials	297/118

* cited by examiner

Primary Examiner—Doris V. Coles

Assistant Examiner—Mimosa De

(57) **CLAIM**

The ornamental design for a combined step stool, chair and rocker, as shown and described.

DESCRIPTION

FIG. 1 is a perspective view of the combined step stool, chair and rocker shown in position of used as a step stool, it being understood that the opposite side is a mirror image thereof; FIG. 2 is a perspective view thereof in position of use as a chair;

FIG. 3 is a perspective view thereof in position of use as a rocker; and,

FIG. 4 is an exploded perspective view of FIG. 1.

1 Claim, 4 Drawing Sheets




FIGURE 1




FIGURE 2




FIGURE 3




FIGURE 4

