



US00D437688S

(12) **United States Design Patent**
Beals et al.

(10) **Patent No.: US D437,688 S**

(45) **Date of Patent: ** *Feb. 20, 2001**

(54) **SET OF BRISTLES FOR A TOOTHBRUSH**

5,459,899	*	10/1995	Bauer	15/167.1
5,628,082	*	5/1997	Moskovich	15/110
5,735,298	*	4/1998	Mayne et al.	15/167.1 X
5,802,656	*	9/1998	Dawson et al.	15/110

(75) Inventors: **Donna Beals**, Sunnyvale; **Maisie Wong-Paredes**, Redwood Shores; **Edgardo Gotangco Zapanta**, San Bruno, all of CA (US); **Kenneth Brad Wilson**, Iowa City, IA (US); **Bradley Castillo**, San Ramon, CA (US)

FOREIGN PATENT DOCUMENTS

2331981	*	6/1977	(FR)	.
WO95/06420	*	3/1995	(WO)	.

(73) Assignee: **Gillette Canada Inc**, Kirkland (CA)

* cited by examiner

(*) Notice: This patent is subject to a terminal disclaimer.

Primary Examiner—M. H. Tung
Assistant Examiner—Lavone Tabor

(**) Term: **14 Years**

(74) *Attorney, Agent, or Firm*—David A. Howley

(21) Appl. No.: **29/106,737**

(57) **CLAIM**

(22) Filed: **Jun. 21, 1999**
(Under 37 CFR 1.47)

The ornamental design for a set of bristles for a toothbrush, as shown and described.

Related U.S. Application Data

DESCRIPTION

(63) Continuation-in-part of application No. 29/083,433, filed on Feb. 9, 1998, now abandoned, and application No. 29/088,263, filed on May 19, 1998, now abandoned.

FIG. 1 is perspective view as seen from the top, front and right side of a set of bristles for a toothbrush showing our new design;

(51) **LOC (7) Cl.** **04-02**

FIG. 2 is a top plan view thereof;

(52) **U.S. Cl.** **D4/104**

FIG. 3 is a front elevational view thereof;

(58) **Field of Search** D4/101, 104-112, D4/130, 132-134, 136; 15/110, 159.1, 167.1, 167.2, 188, 207.2, DIG. 5, DIG. 6; 132/308; 601/139, 141, 142

FIG. 4 is a right side elevational view thereof where the left side view is a mirror image;

FIG. 5 is a rear elevational view thereof;

(56) **References Cited**

U.S. PATENT DOCUMENTS

D. 187,976	*	5/1960	Farber	D4/112
D. 370,347	*	6/1996	Heinzelman et al.	D4/104
D. 391,083	*	2/1998	Nicoll	D4/104
D. 402,116	*	12/1998	Magloff et al.	D4/104
3,085,273	*	4/1963	Cowan	15/167.1
4,010,509	*	3/1977	Huish	15/167.1

FIG. 6 is a perspective view as seen from the top, front and right side of a set of bristles for a toothbrush showing a second embodiment of our new design;

FIG. 7 is a top plan view thereof;

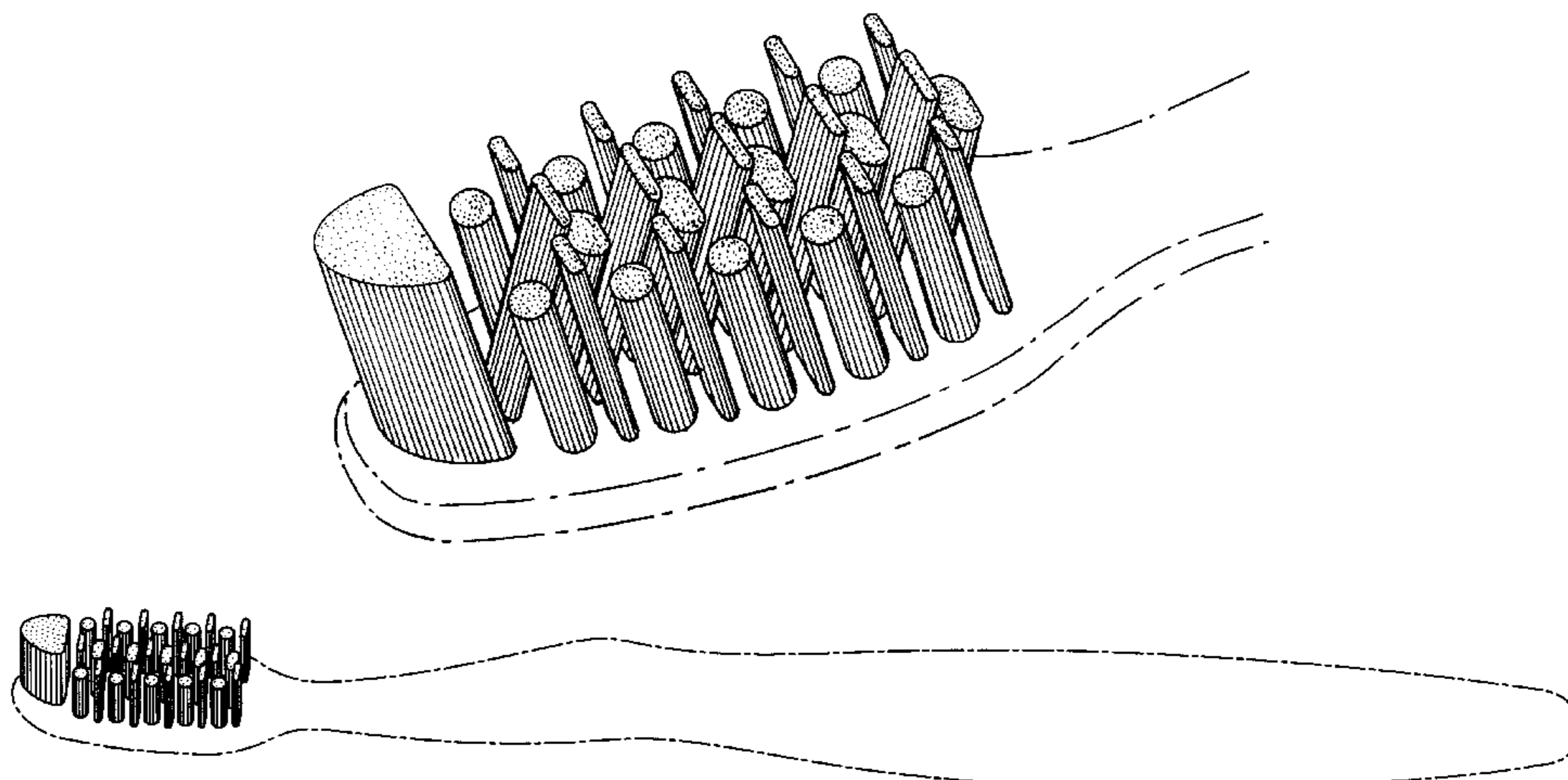
FIG. 8 is a right side elevational view thereof where the left side view is a mirror image;

FIG. 9 is a front elevational view thereof; and,

FIG. 10 is a rear elevational view thereof taken along the lines 10-10 of FIG. 8.

The broken lines showing the toothbrush head, neck and/or handle structure are for illustrative purposes only and form no part of the claimed design.

1 Claim, 5 Drawing Sheets



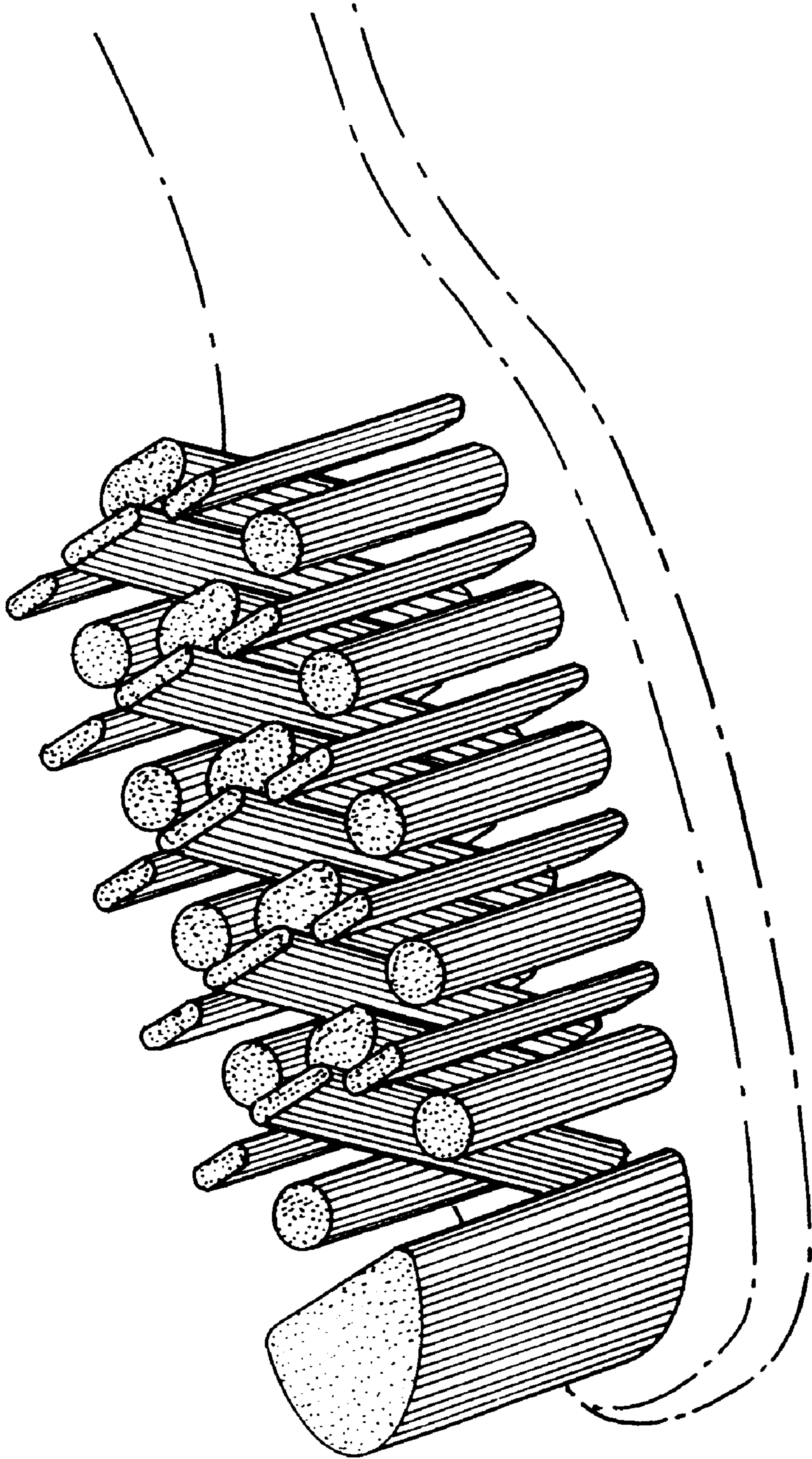


FIG. 1

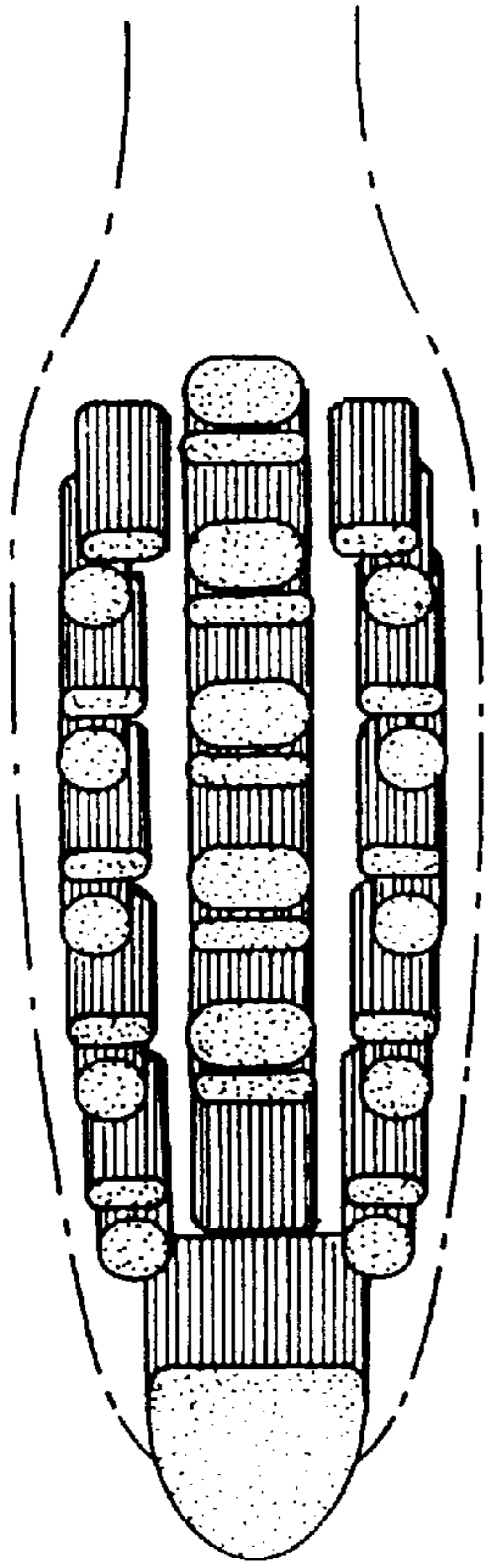


FIG. 2

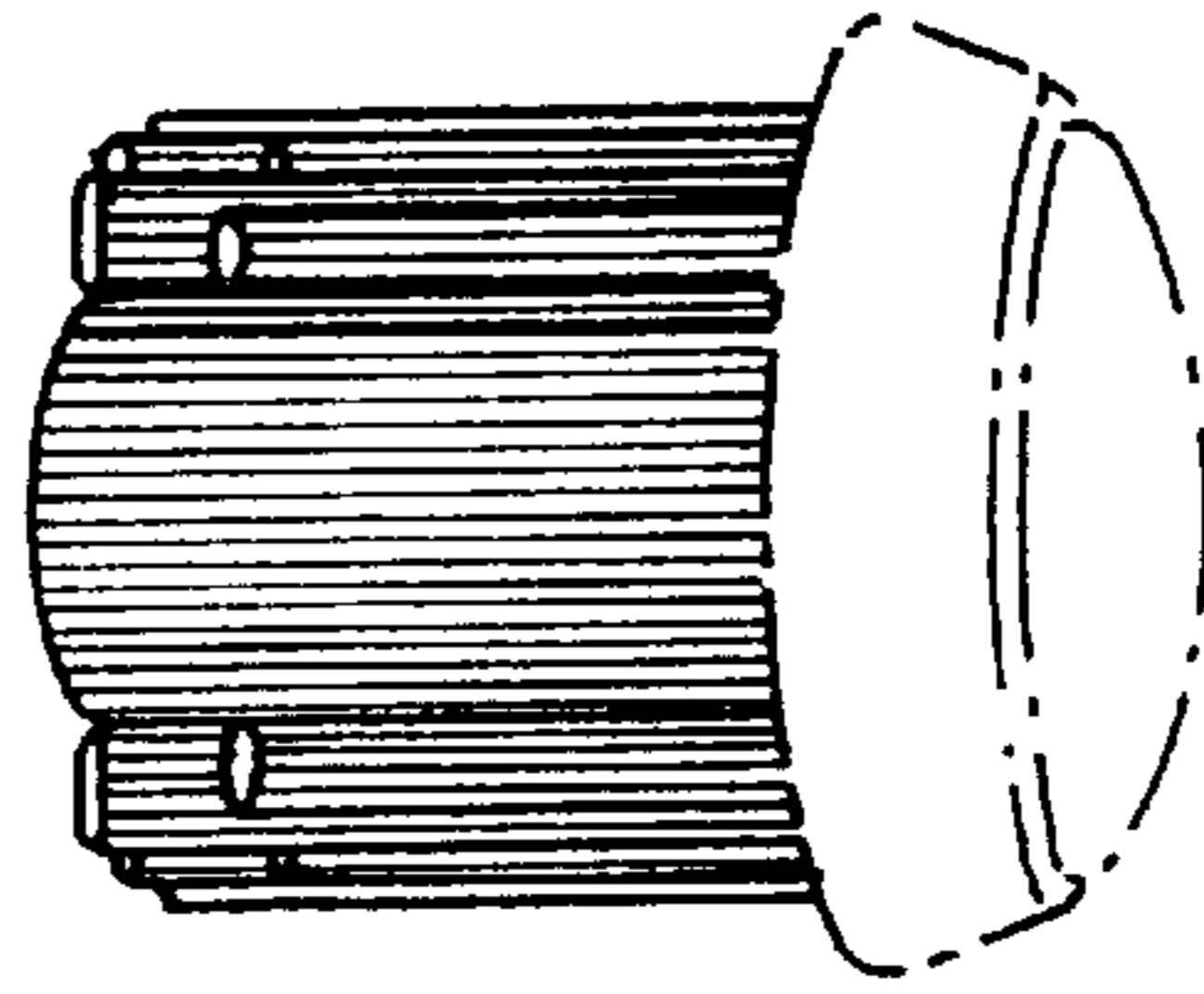


FIG. 3

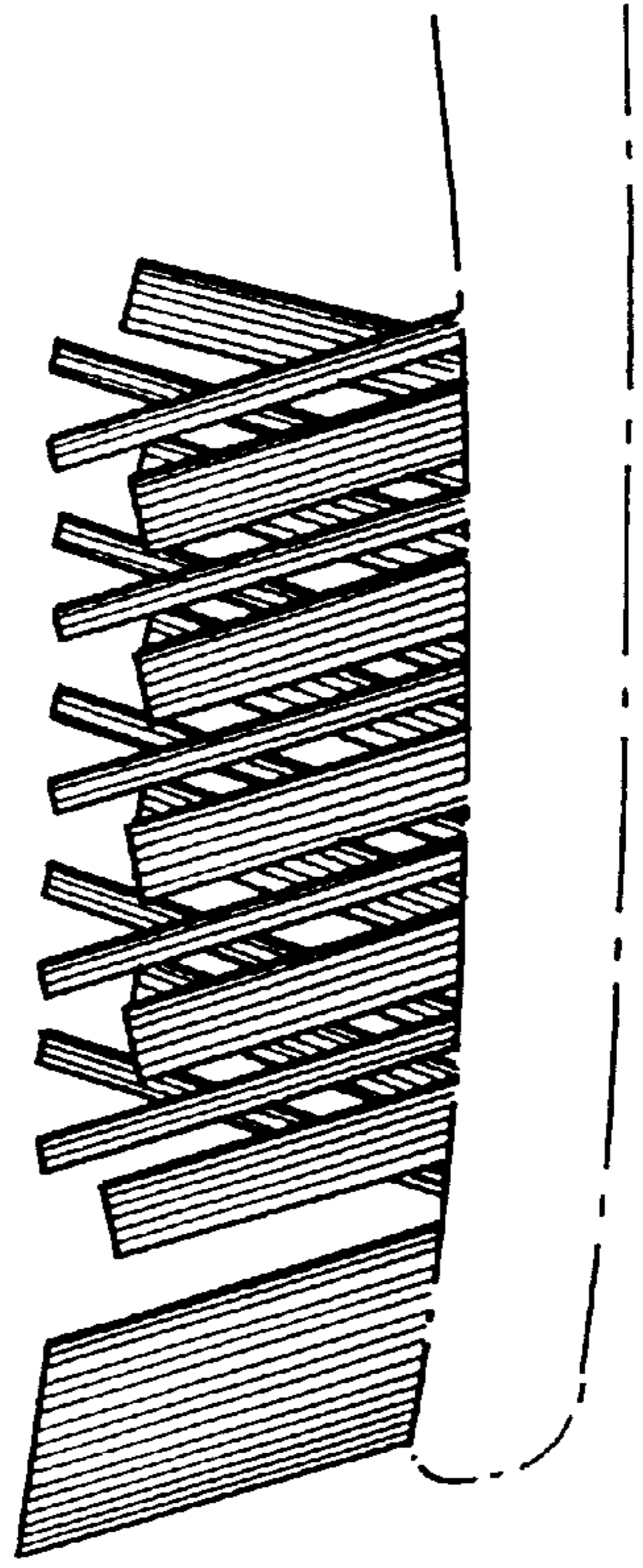


FIG. 4

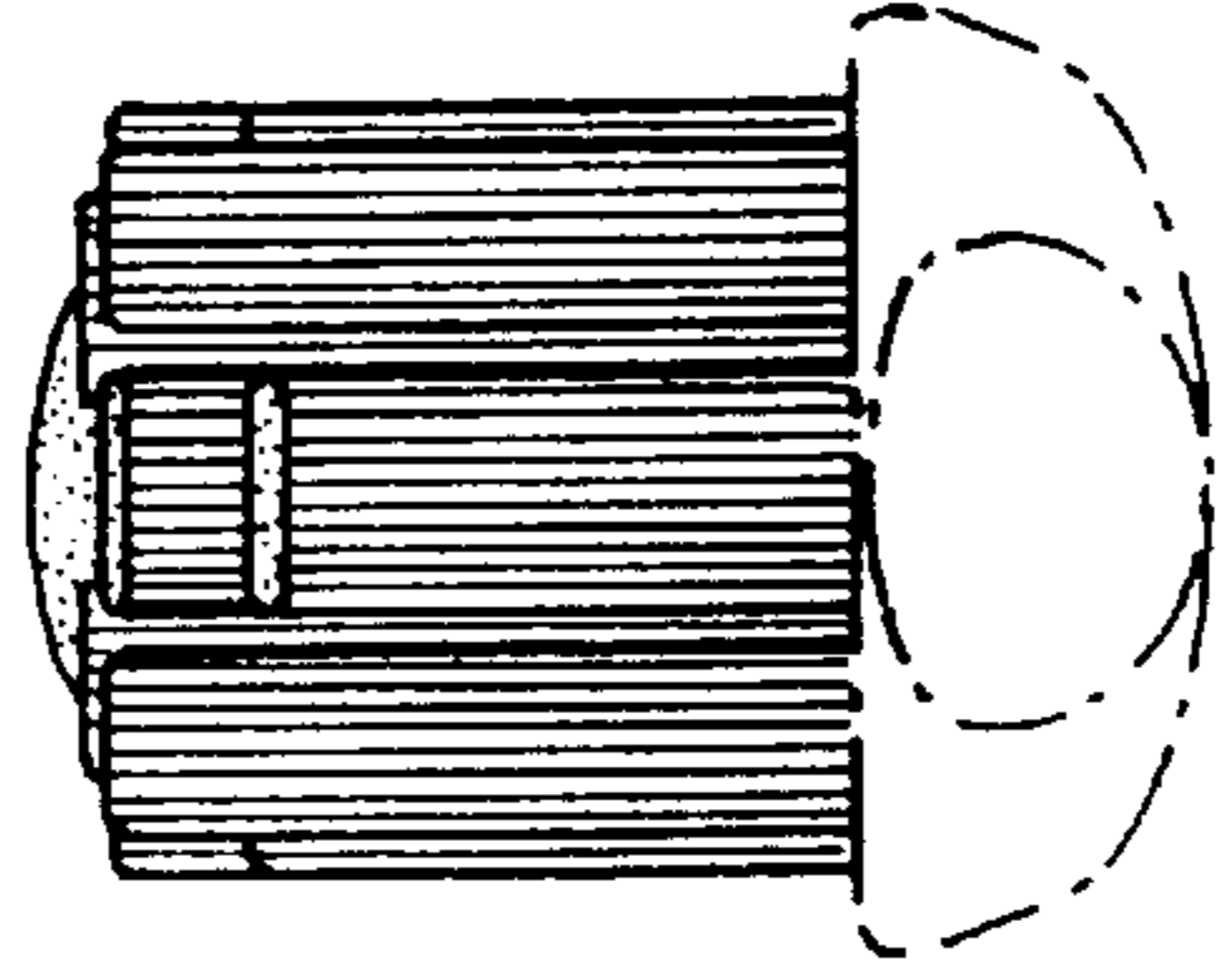


FIG. 5

FIG. 6

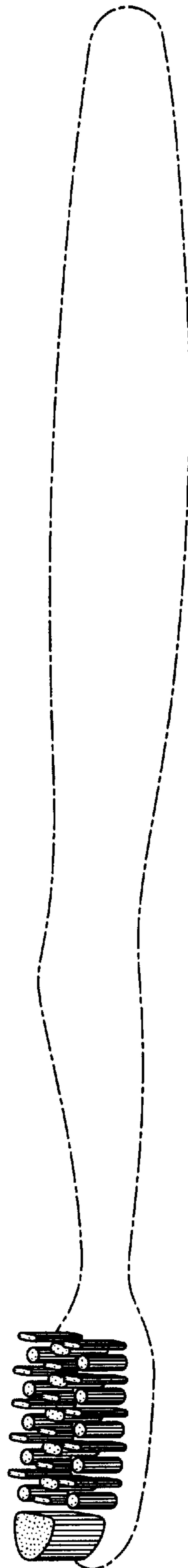


FIG. 7



FIG. 8

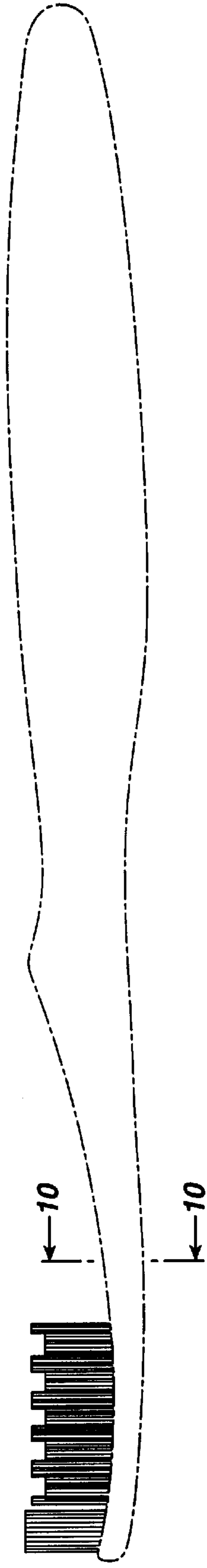


FIG. 9

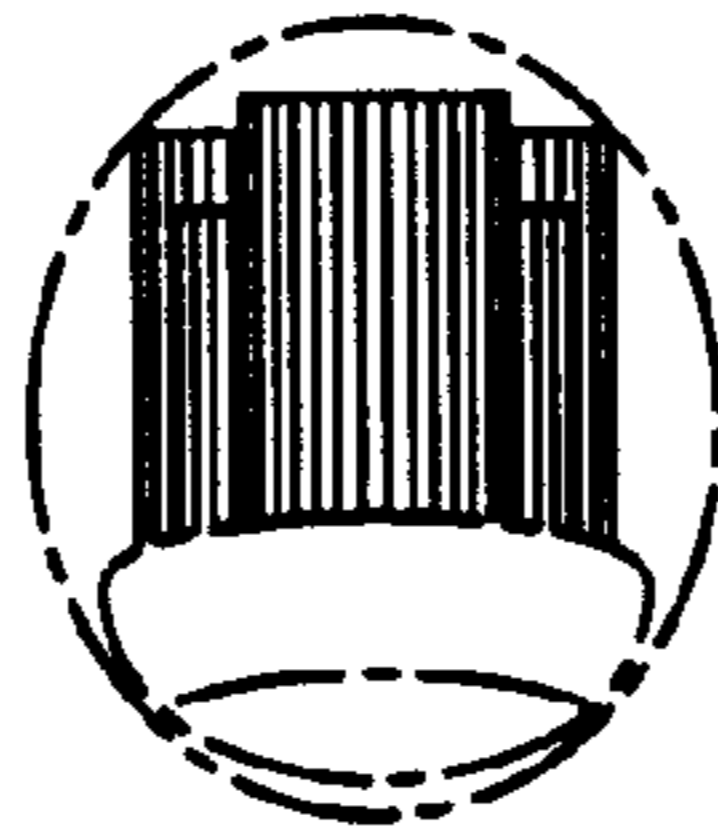


FIG. 10

