



US00D437670S

(12) **United States Design Patent**
Rivera et al.

(10) **Patent No.:** **US D437,670 S**

(45) **Date of Patent:** **** Feb. 13, 2001**

(54) **URN**

(75) **Inventors:** **Tim Rivera**, Ranchos de Taos;
Christopher D. Crouch, Taos, both of
NM (US)

(73) **Assignee:** **Passages International, Inc.**, Taos, NM
(US)

(**) **Term:** **14 Years**

(21) **Appl. No.:** **29/122,239**

(22) **Filed:** **Apr. 20, 2000**

(51) **LOC (7) Cl.** **99-00**

(52) **U.S. Cl.** **D99/5**

(58) **Field of Search** D99/1, 5; 27/1,
27/2; D28/80, 82, 83, 88; D9/315, 341,
423, 430, 522; D3/270, 903; D5/53, 44;
D25/163; 206/457

(56) **References Cited**

U.S. PATENT DOCUMENTS

D. 142,996 * 11/1945 Forman D9/315
D. 239,596 * 4/1976 Dogliotti D9/315
D. 244,802 * 6/1977 Kies D5/53

D. 327,574 * 7/1992 Hoff D3/270
D. 355,065 * 1/1995 Hicks D99/5
D. 375,456 * 11/1996 Borgmann D9/315
D. 383,061 * 9/1997 Kolby-Larsen D9/315
D. 407,854 * 4/1999 Degaetano D28/80
3,610,590 * 10/1971 Lowry 206/457

* cited by examiner

Primary Examiner—Paula A. Mortimer

(74) *Attorney, Agent, or Firm*—Brian J. Pangrle

(57) **CLAIM**

The ornamental design for an urn, as shown and described.

DESCRIPTION



FIG. 1 is a top view of the urn and embodying our new design;

FIG. 2 is a bottom view of the urn embodying our new design;

FIG. 3 is a front view of the urn embodying our new design;
FIG. 4 is a back view of the urn embodying our new design;
and,

FIG. 5 is a side view of a preferred embodiment of an urn of the present invention, the opposite side being a mirror image of that shown.

1 Claim, 1 Drawing Sheet






FIG-1

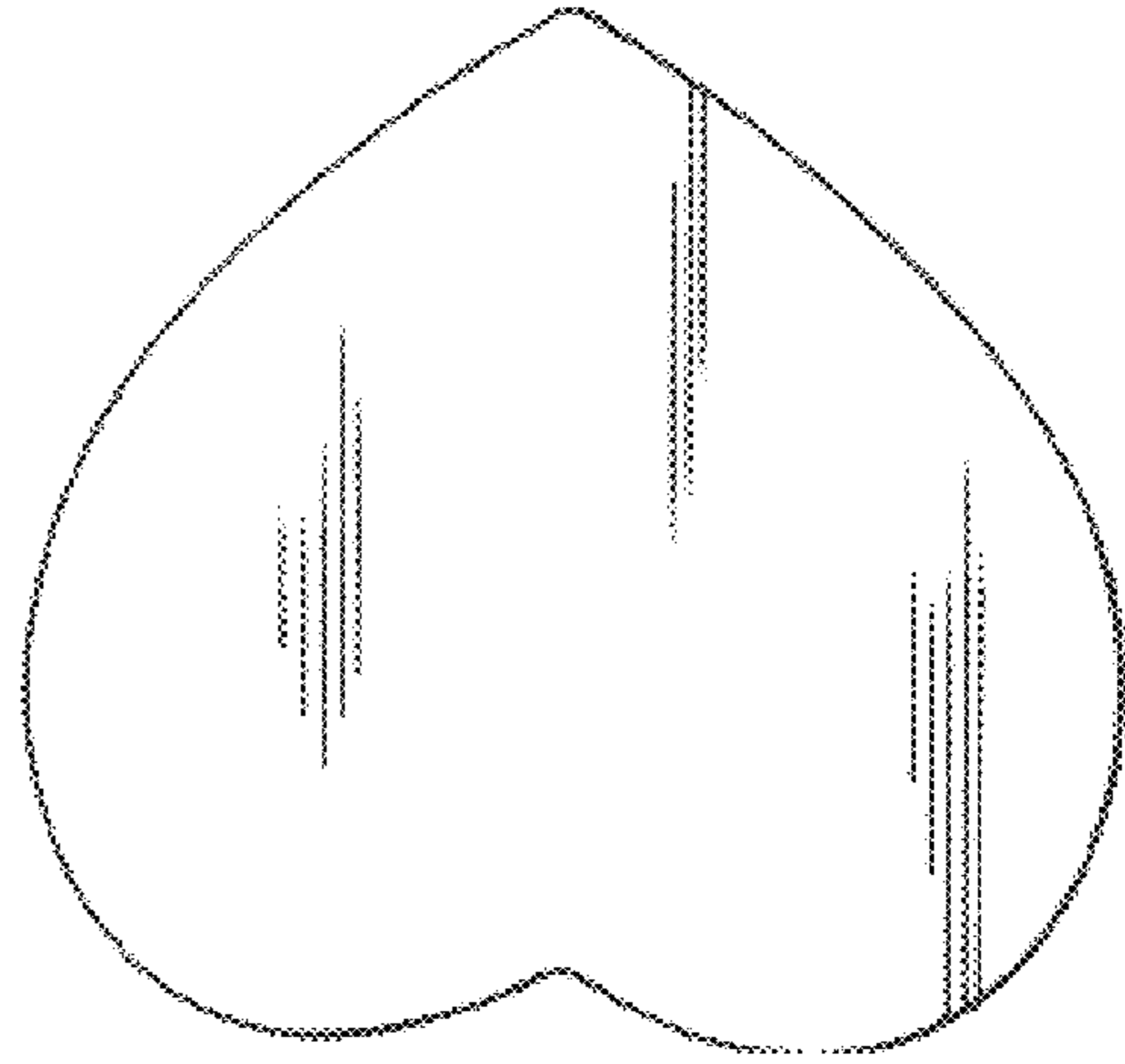


FIG-2

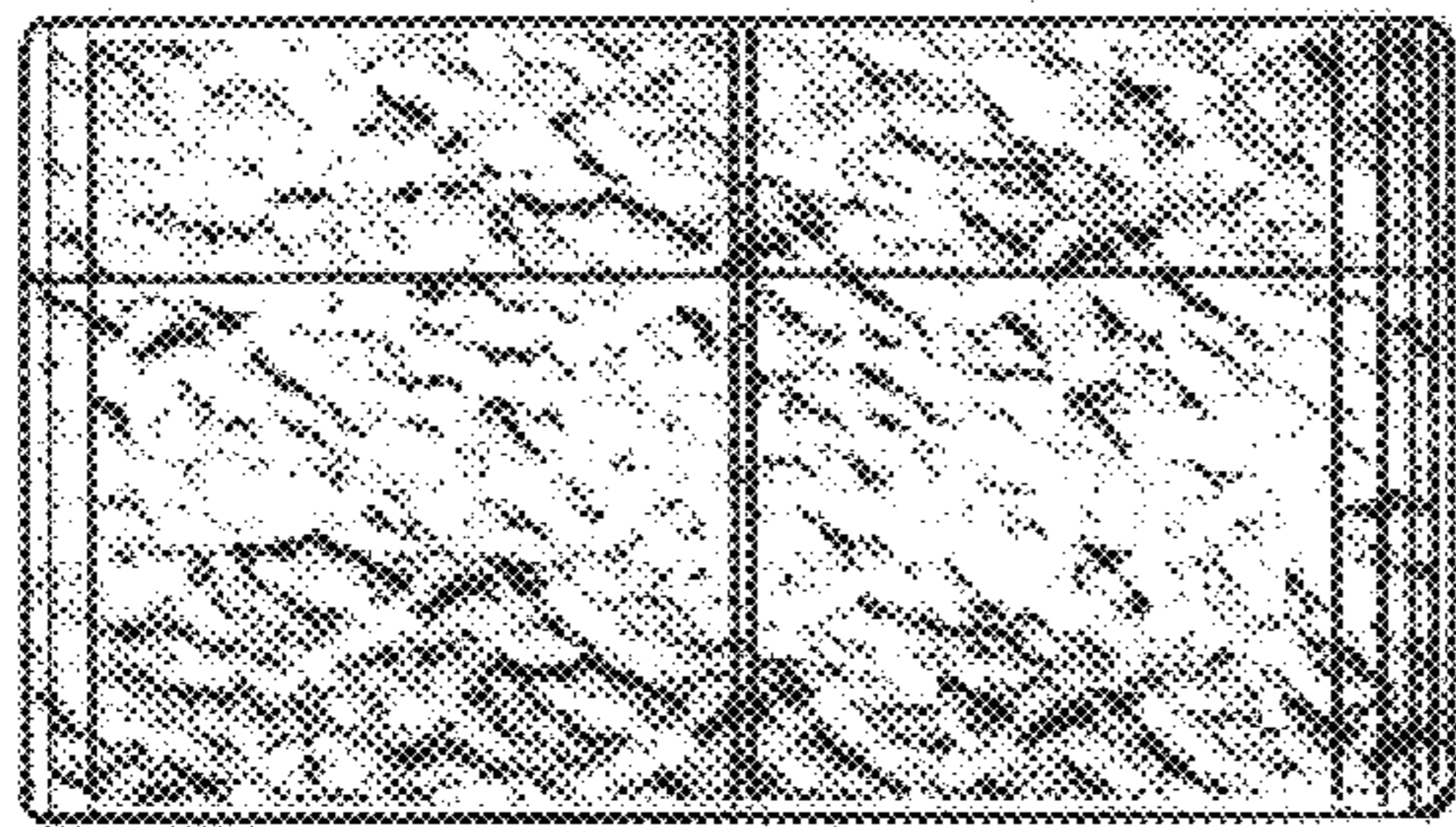


FIG-3




FIG-4

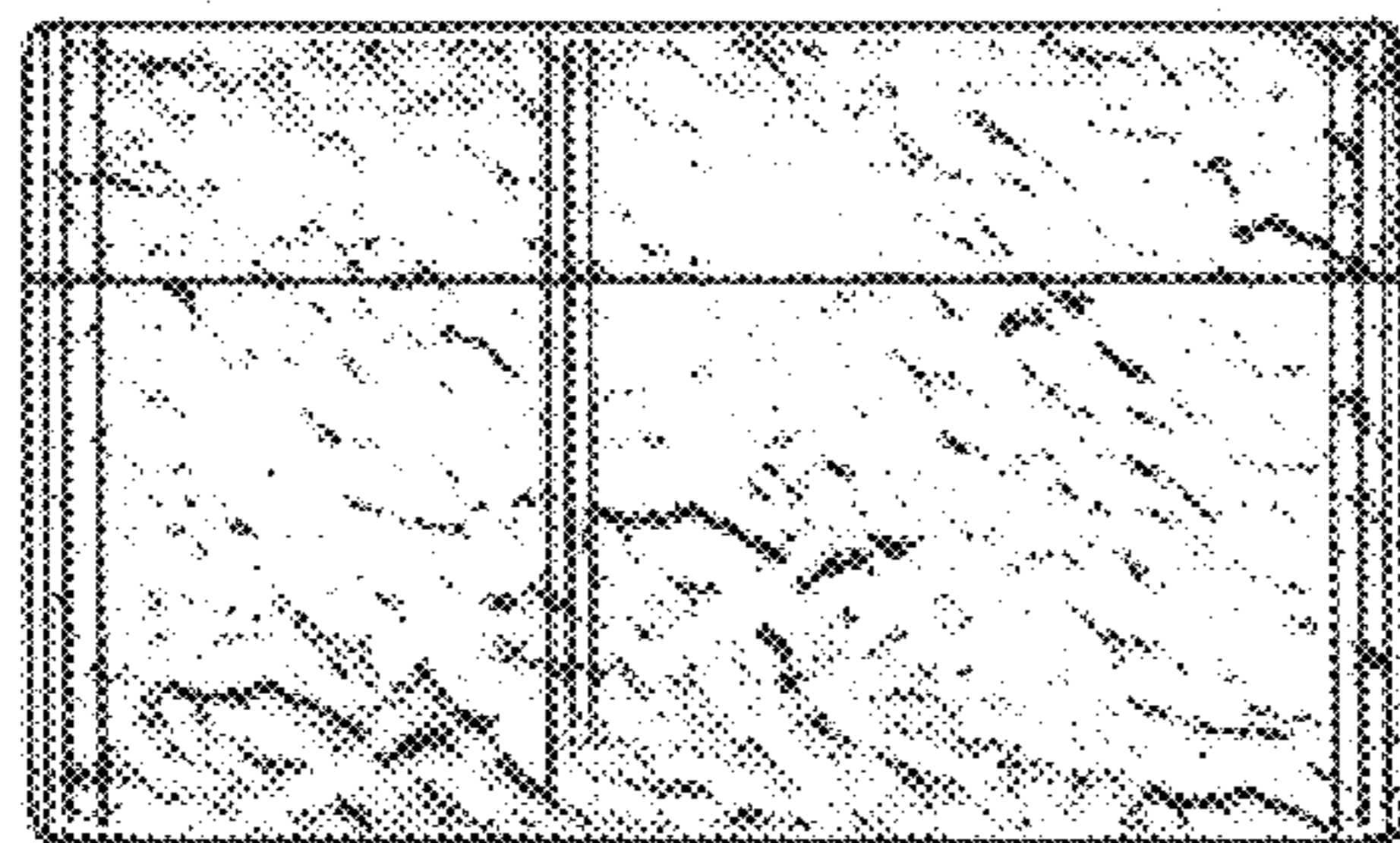


FIG-5