



US00D437665S

(12) **United States Design Patent**
Sartena

(10) **Patent No.:** **US D437,665 S**

(45) **Date of Patent:** **** Feb. 13, 2001**

(54) **HAIR ADORNMENT**

(76) Inventor: **Stacey Eve Sartena**, 25 Old Pond Rd.,
Great Neck, NY (US) 11023

(**) Term: **14 Years**

(21) Appl. No.: **29/114,278**

(22) Filed: **Nov. 23, 1999**

(51) **LOC (7) Cl.** **28-04**

(52) **U.S. Cl.** **D28/92; D28/40**

(58) **Field of Search** **D28/25, 29, 39,**
D28/40, 92, 41, 43, 42; 132/273, 274, 275,
276, 277, 278, 279, 53, 54, 55

(56) **References Cited**

U.S. PATENT DOCUMENTS

D. 143,734	*	2/1946	Huppert	D28/40
250,967		12/1881	Presser	.	
D. 261,181		10/1981	Sands	.	
D. 335,390		5/1993	Yim	.	
D. 356,398		3/1995	Hafid	.	
D. 381,119		7/1997	Chang	.	
D. 381,767		7/1997	Chang	.	
D. 384,786		10/1997	LaFauci	.	
D. 403,109	*	12/1998	Potut	D28/40
D. 410,302	*	5/1999	Yasuda	D28/40
D. 414,583	*	9/1999	Yasuda	D28/40
794,479		7/1905	Austin	.	
1,346,718		7/1920	Muller	.	
1,526,440		2/1925	Skaruda	.	
1,594,741		8/1926	Lewis	.	
1,714,358		5/1929	Finkelstein	.	
2,620,809		12/1952	Rosen	.	
2,651,310		9/1953	Selson	.	
2,849,007		8/1958	Behr	.	
4,254,783		3/1981	Kim	.	
4,998,186		3/1991	Cocca	.	
5,441,061		8/1995	Jordan et al.	.	
5,501,239	*	3/1996	Walker	132/275

5,549,127	8/1996	Chang	.
5,803,096	9/1998	Lee	.
5,873,377	2/1999	Yang	.
5,890,498	4/1999	Kawaguchi	.

FOREIGN PATENT DOCUMENTS

126305	6/1921	(CH)	.
135892	12/1924	(CH)	.
362668	8/1962	(CH)	.
6823	7/1904	(DE)	.
421964	10/1910	(FR)	.
460804	10/1912	(FR)	.
540368	1/1921	(FR)	.
23134	10/1897	(GB)	.

OTHER PUBLICATIONS

Hong Kong Enterprise p. 1139 #271, Oct. 1997.*
 Hong Kong Enterprise p. 1121 #B454M, Oct. 1997.*
 Henry Margu, front page, left wig with braids, Feb. 1980.*
 Hong Kong Enterprise p. 1534 #C310, Oct. 1997.*

* cited by examiner

Primary Examiner—Paula A. Mortimer

(57) **CLAIM**

The ornamental design for a hair adornment, as shown and described.

DESCRIPTION

FIG. 1 is a front perspective view of the hair adornment of the invention;
 FIG. 2 is an enlarged partial top and front perspective view thereof;
 FIG. 3 is an enlarged partial back perspective view thereof; and,
 FIG. 4 is enlarged partial end perspective view thereof, the opposite end being a mirror image.

1 Claim, 4 Drawing Sheets






FIG. 1




FIG. 2




FIG. 3



FIG. 4