



US00D437664S

(12) **United States Design Patent**
Thorpe et al.

(10) **Patent No.:** **US D437,664 S**

(45) **Date of Patent:** **** Feb. 13, 2001**

(54) **PENDANT HAVING COSMETIC
RECEPTACLE WITH PIVOTING COVER**

D. 419,289 * 1/2000 Edwards D3/208
5,769,234 * 6/1998 Gueret 206/581

(75) Inventors: **James Thorpe**, Beckenham; **Rebecca
Louise Goswell**, Richmond, both of
(GB)

* cited by examiner

Primary Examiner—Catherine Tuttle

(74) *Attorney, Agent, or Firm*—Norris, McLaughlin &
Marcus

(73) Assignee: **HCT Limited**, Hong Kong (CN)

(**) Term: **14 Years**

(57) **CLAIM**

(21) Appl. No.: **29/119,099**

I claim the ornamental design for a pendant having cosmetic
receptacle with pivoting cover, as shown and described.

(22) Filed: **Feb. 24, 2000**

DESCRIPTION

Related U.S. Application Data

(63) Continuation of application No. 29/117,050, filed on Jan. 14,
2000.

FIG. 1 is a perspective view showing my new design with
its cover in the closed position;

FIG. 2 is a perspective view showing the cover in an open
position;

(51) **LOC (7) Cl.** **28-03**

(52) **U.S. Cl.** **D28/77; D28/83; D11/43**

FIG. 3 is a perspective view of a second embodiment of my
new design with its cover in the open position the modifi-
cation herein residing in the number of interior sections
shown;

(58) **Field of Search** D28/76-83; D3/208,
D3/212, 215, 274, 276, 293, 298, 901;
D11/2, 43, 79, 80; D9/337, 418, 420, 422,
423; 132/293-295, 300, 314, 315; 206/235,
581, 823, 37, 38; 220/DIG. 26

FIG. 4 is a front elevational view showing the cover in its
closed position;

FIG. 5 is a rear elevational view showing the cover in its
closed position;

(56) **References Cited**

U.S. PATENT DOCUMENTS

- D. 167,387 * 8/1952 Blecher D11/80
- D. 216,351 * 12/1969 Mitchell D28/77
- D. 249,339 * 9/1978 Coulthurst D11/79
- D. 268,618 * 4/1983 Napolitane D28/78
- D. 277,037 * 1/1985 Nadel D28/83
- D. 280,244 * 8/1985 Buchet D28/78
- D. 280,353 * 8/1985 Buchet D28/78
- D. 281,915 * 12/1985 Sussman D28/83
- D. 293,837 * 1/1988 Simonetti D28/83
- D. 303,583 * 9/1989 Bakic D28/83
- D. 364,734 * 12/1995 Ben-zeev D3/208

FIG. 6 is a right side elevational view showing the cover in
its closed position;

FIG. 7 is a left side elevational view showing the cover in
its closed position;

FIG. 8 is a top plan view showing the cover in its closed
position;

FIG. 9 is a bottom plan view showing the cover in its closed
position; and,

FIG. 10 is a rear elevational view showing the cover in its
open position.

The portion shown in broken lines is for illustrative purposes
only and forms no part of the claimed design.

1 Claim, 2 Drawing Sheets

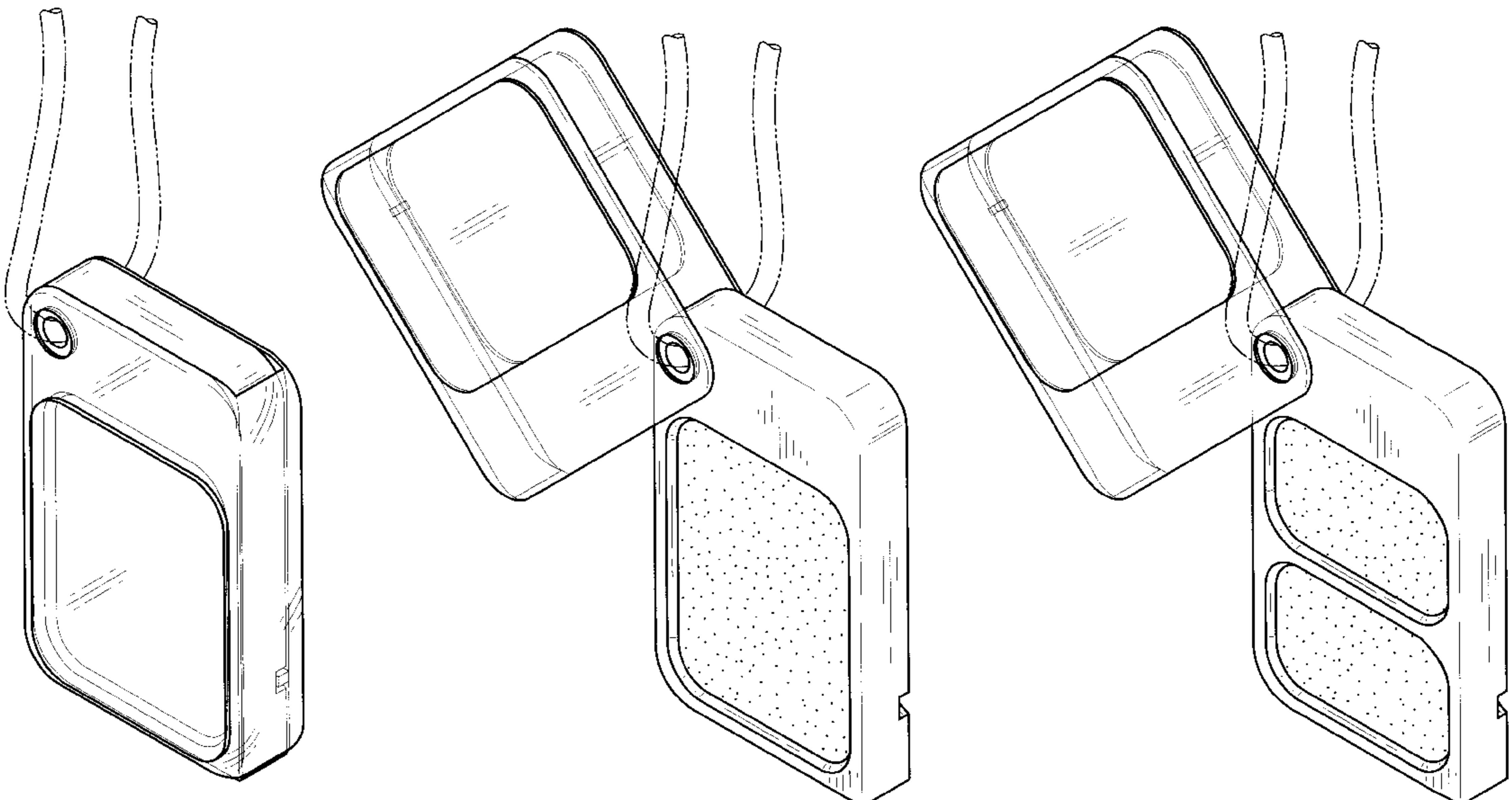


FIG. 3

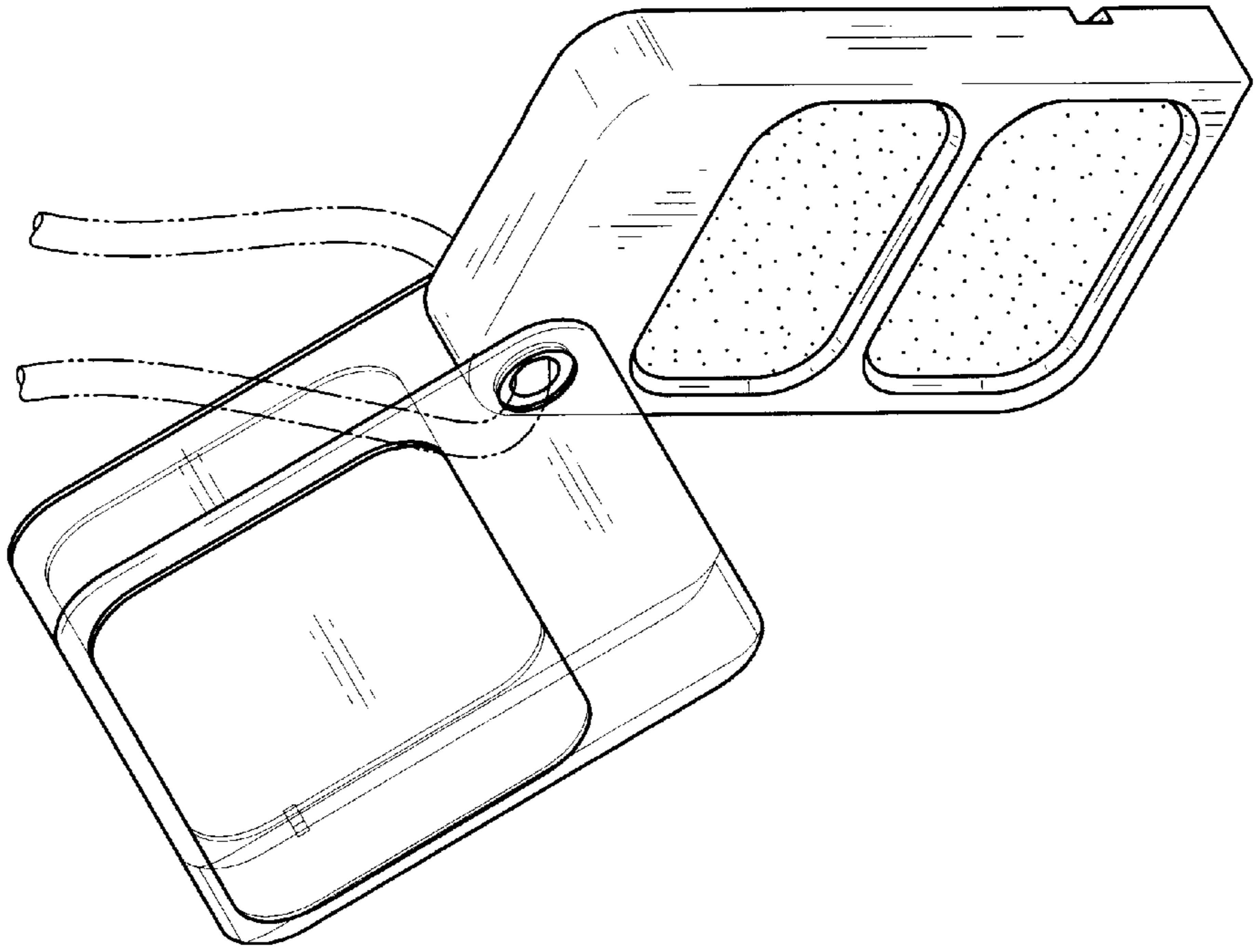


FIG. 2

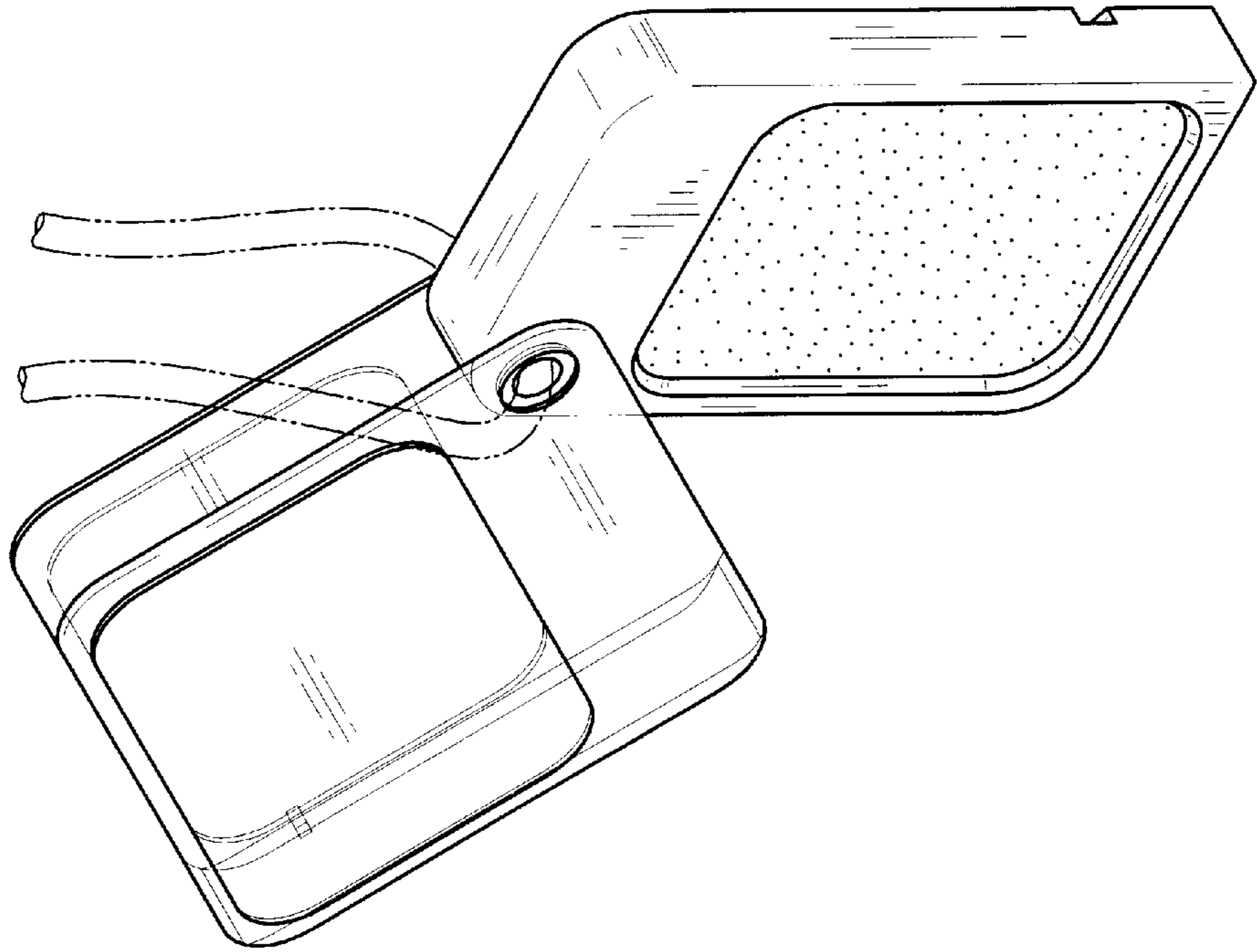


FIG. 1

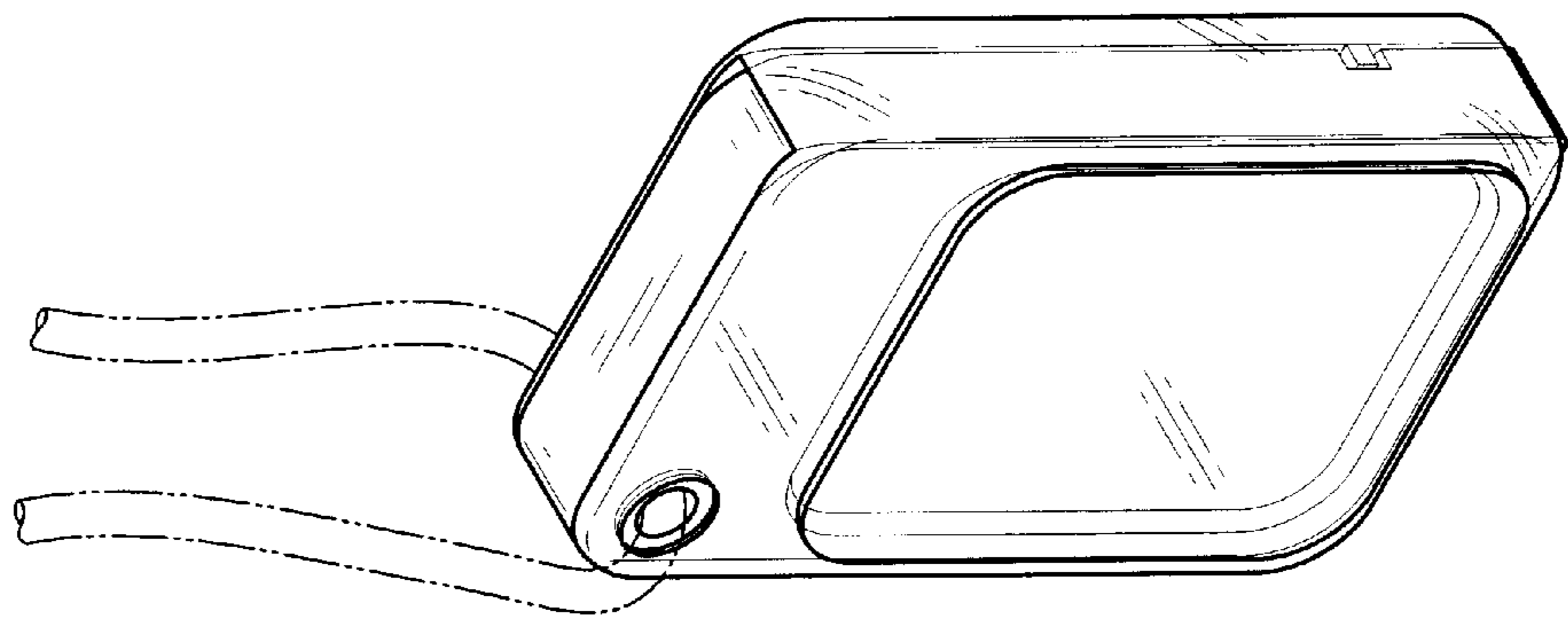


FIG. 4




FIG. 5

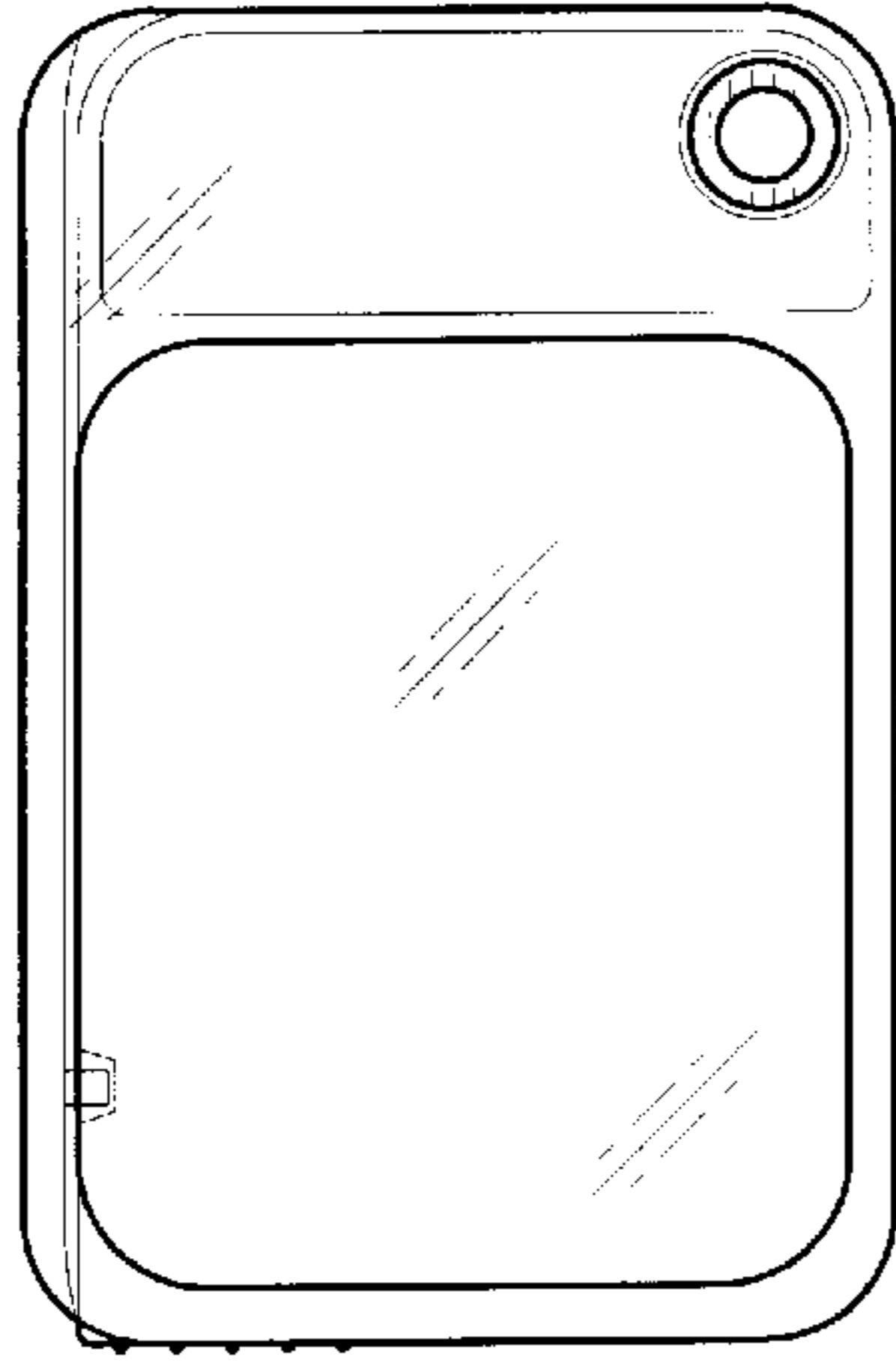


FIG. 6




FIG. 7




FIG. 8




FIG. 10

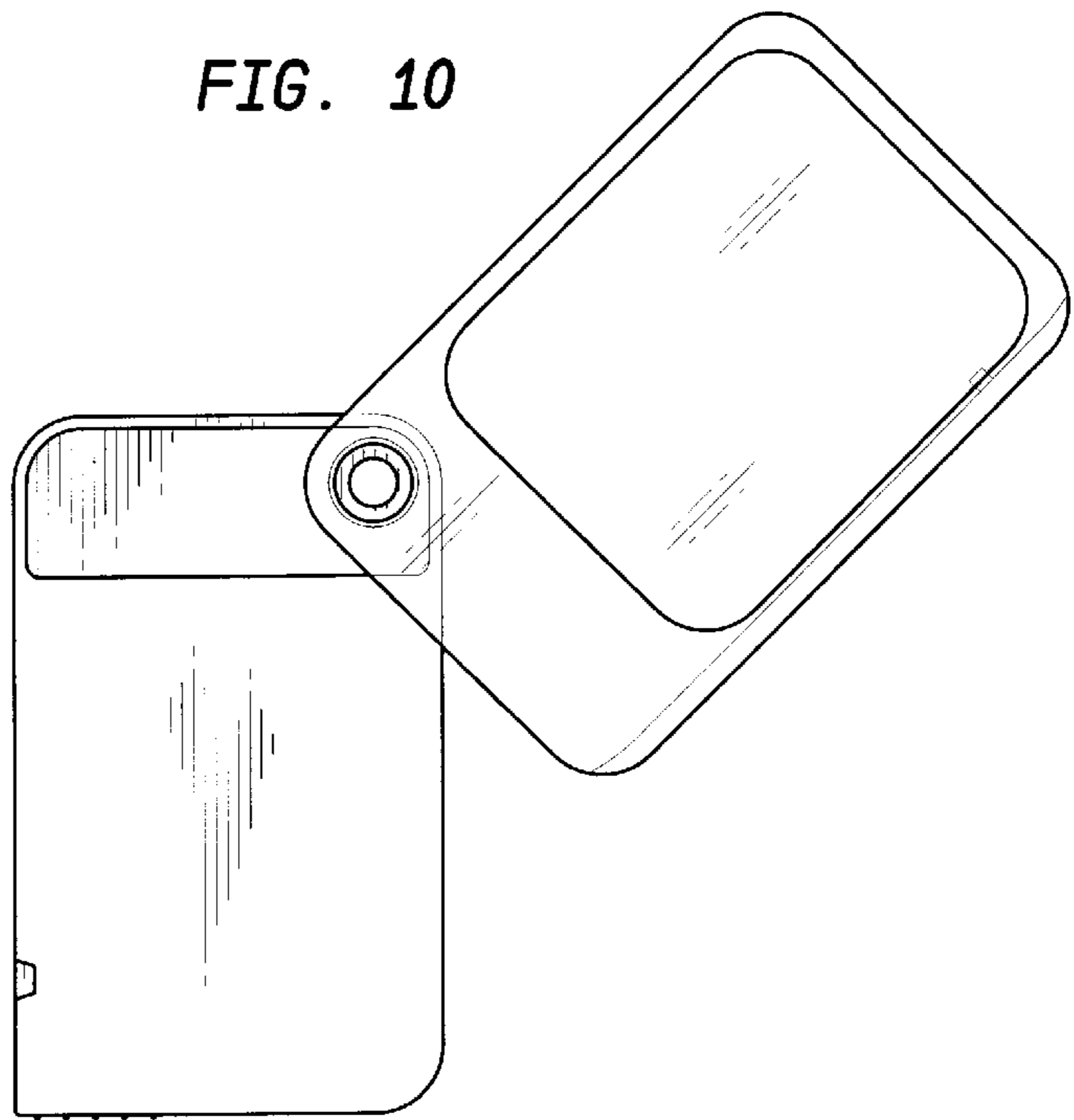


FIG. 9

