



US00D437657S

(12) **United States Design Patent**
De'Armond et al.

(10) **Patent No.:** **US D437,657 S**

(45) **Date of Patent:** **** Feb. 13, 2001**

(54) **LIGHTING FIXTURE BACKPLATE**

(75) Inventors: **Robert De'Armond**, Temecula; **Jan Jaspers Fayer**, Idyllwild, both of CA (US)

(73) Assignee: **Minka Lighting, Inc.**, Corona, CA (US)

(**) Term: **14 Years**

(21) Appl. No.: **29/115,932**

(22) Filed: **Dec. 22, 1999**

(51) **LOC (7) Cl.** **26-99**

(52) **U.S. Cl.** **26/142**

(58) **Field of Search** D26/72, 80-92, D26/142, 145, 152-155; 362/404-409, 431, 432, 147, 362, 363; D8/350-353

(56) **References Cited**

U.S. PATENT DOCUMENTS

- D. 36,975 6/1904 Humphrey .
- D. 51,326 10/1917 Adam .
- D. 63,615 6/1923 Crowell .
- D. 64,986 6/1924 Klein .
- D. 65,207 7/1924 Wolter .
- D. 65,532 9/1924 Klein .
- D. 66,189 12/1924 Jaeger .
- D. 66,430 1/1925 Snow .
- D. 67,423 5/1925 Walker .
- D. 70,108 5/1926 Gottlicher .
- D. 74,689 3/1928 Ludwig .
- D. 84,097 5/1931 McFadden .
- D. 159,423 7/1950 Kushner .
- D. 213,879 4/1969 Algoren .
- D. 277,933 3/1985 Valli .
- D. 314,834 2/1991 Rottner .
- D. 333,531 2/1993 Rottner .
- D. 353,906 12/1994 Hsu .
- D. 388,215 12/1997 Hsu .
- D. 388,217 12/1997 Hsu .
- D. 394,519 5/1998 Hsu .
- D. 403,464 12/1998 Fraile .
- D. 406,919 3/1999 Leon .
- D. 411,331 6/1999 Miranda .
- D. 417,926 12/1999 Meck et al. .

- D. 417,927 12/1999 Meck et al. .
- D. 419,717 1/2000 Dolan .
- D. 420,162 2/2000 Meck et al. .
- D. 420,459 2/2000 Meck et al. .
- D. 420,460 2/2000 Meck et al. .
- D. 420,760 2/2000 Meck et al. .
- D. 422,106 3/2000 Meck et al. .
- D. 427,355 6/2000 Miranda .
- D. 427,714 7/2000 Cohen .
- D. 427,715 7/2000 Miranda .
- D. 427,721 7/2000 De'Armond .
- D. 428,187 7/2000 De'Armond .
- 1,494,208 5/1924 Bailey .
- 5,442,532 8/1995 Boulos et al. .

OTHER PUBLICATIONS

Robert De'Armond, et al., U.S. Patent Application Ser. No. 29/115,888.

Robert De'Armond, et al., U.S. Patent Application Ser. No. 29/115,935.

Primary Examiner—Alan P. Douglas

Assistant Examiner—Linda Brooks

(74) *Attorney, Agent, or Firm*—Jenkins & Gilchrist, P.C.

(57)

CLAIM

The ornamental design for a lighting fixture backplate, as shown and described.

DESCRIPTION

FIG. 1 is a side elevational view of the lighting fixture backplate in accordance with the design, illustrated in an environment of a lamp;

FIG. 2 is a rear side elevational view of the lighting fixture backplate in accordance with the design;

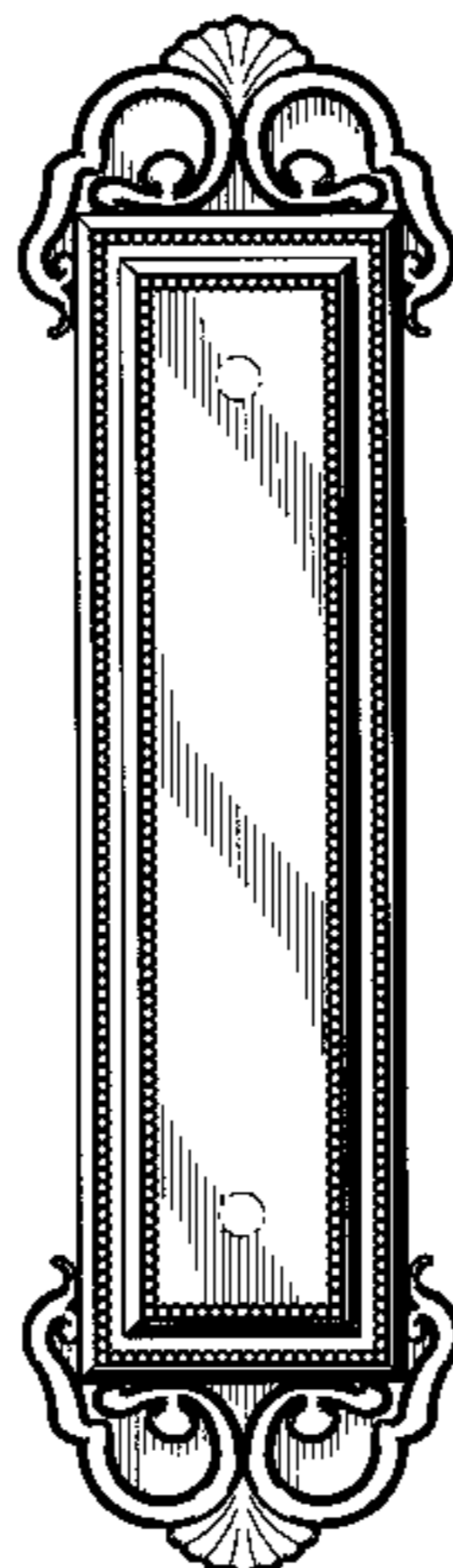
FIG. 3 is a right side elevational view of the lighting fixture backplate in accordance with the design, the left side being a mirror image thereof;

FIG. 4 is a front side elevational view of the lighting fixture backplate in accordance with my design; and,

FIG. 5 is a bottom plan view of the lighting fixture backplate in accordance with the design, the top side being a mirror image thereof.

The broken lines show the environment in which the article is used and are not considered part of the design claimed.

1 Claim, 2 Drawing Sheets






Fig.1

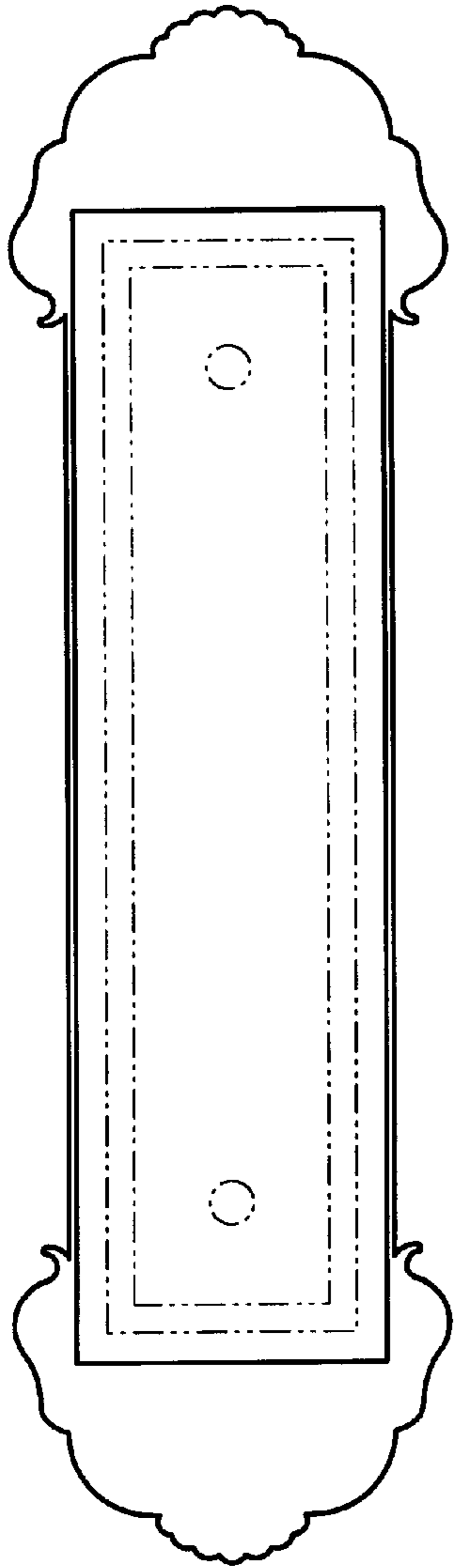


Fig. 2

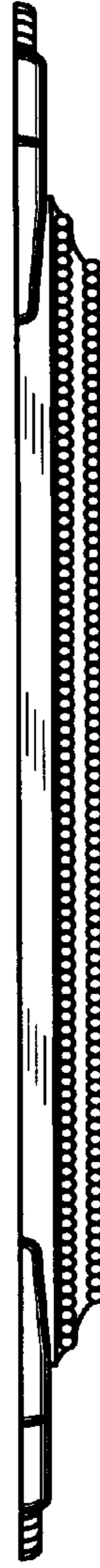


Fig. 3




Fig. 4




Fig. 5