



US00D437648S

(12) **United States Design Patent**
Pappas

(10) **Patent No.:** **US D437,648 S**

(45) **Date of Patent:** **** Feb. 13, 2001**

(54) **CANDLE**

(75) **Inventor:** **George G. Pappas**, Norwich, OH (US)

(73) **Assignee:** **Lumi-Lite Candle Company, Inc.**,
Norwich, OH (US)

(**) **Term:** **14 Years**

(21) **Appl. No.:** **29/127,058**

(22) **Filed:** **Jul. 28, 2000**

(51) **LOC (7) Cl.** **26-04**

(52) **U.S. Cl.** **D26/6**

(58) **Field of Search** D26/6, 7, 9-11;
431/125-6, 288, 291

(56) **References Cited**

U.S. PATENT DOCUMENTS

D. 111,775	*	10/1938	Seaver	D26/6
D. 346,038	*	4/1994	Buterman	D26/6
D. 397,459	*	8/1998	Hsu	D26/6
D. 409,316	*	5/1999	Majerowski	D26/6
D. 426,326		6/2000	Dearth	.	

OTHER PUBLICATIONS

Will and Baumer Candle Co., Inc.; Vigil Lights; p. 10, Feb. 1943.*

* cited by examiner

Primary Examiner—Robin V. Taylor
(74) *Attorney, Agent, or Firm*—Frank H. Foster; Kremblas, Foster, Millard & Pollick

(57) **CLAIM**

The ornamental design for a candle, as shown.

DESCRIPTION

The design has an upwardly facing, generally spiral surface bordered by spiral ridges, and ascending on its top surface toward the center. The design also has a generally cylindrical, peripheral sidewall which has a textured surface of irregular, randomly positioned mounds or bumps.

FIG. 1 is a front perspective view of a candle showing my new design.

FIG. 2 is a side elevation view thereof.

FIG. 3 is a top plan view thereof.

FIG. 4 is a front perspective view of an alternative embodiment of a candle showing my new design.

FIG. 5 is a side elevation view of the embodiment of FIG. 4.

FIG. 6 is a top plan view of the embodiment of FIG. 4.

FIG. 7 is a front perspective view of yet another alternative embodiment of a candle showing my new design.

FIG. 8 is a side elevation view of the embodiment of FIG. 7; and,

FIG. 9 is a top plan view of the embodiment of FIG. 7.

1 Claim, 3 Drawing Sheets




Fig. 1




Fig. 2




Fig. 3

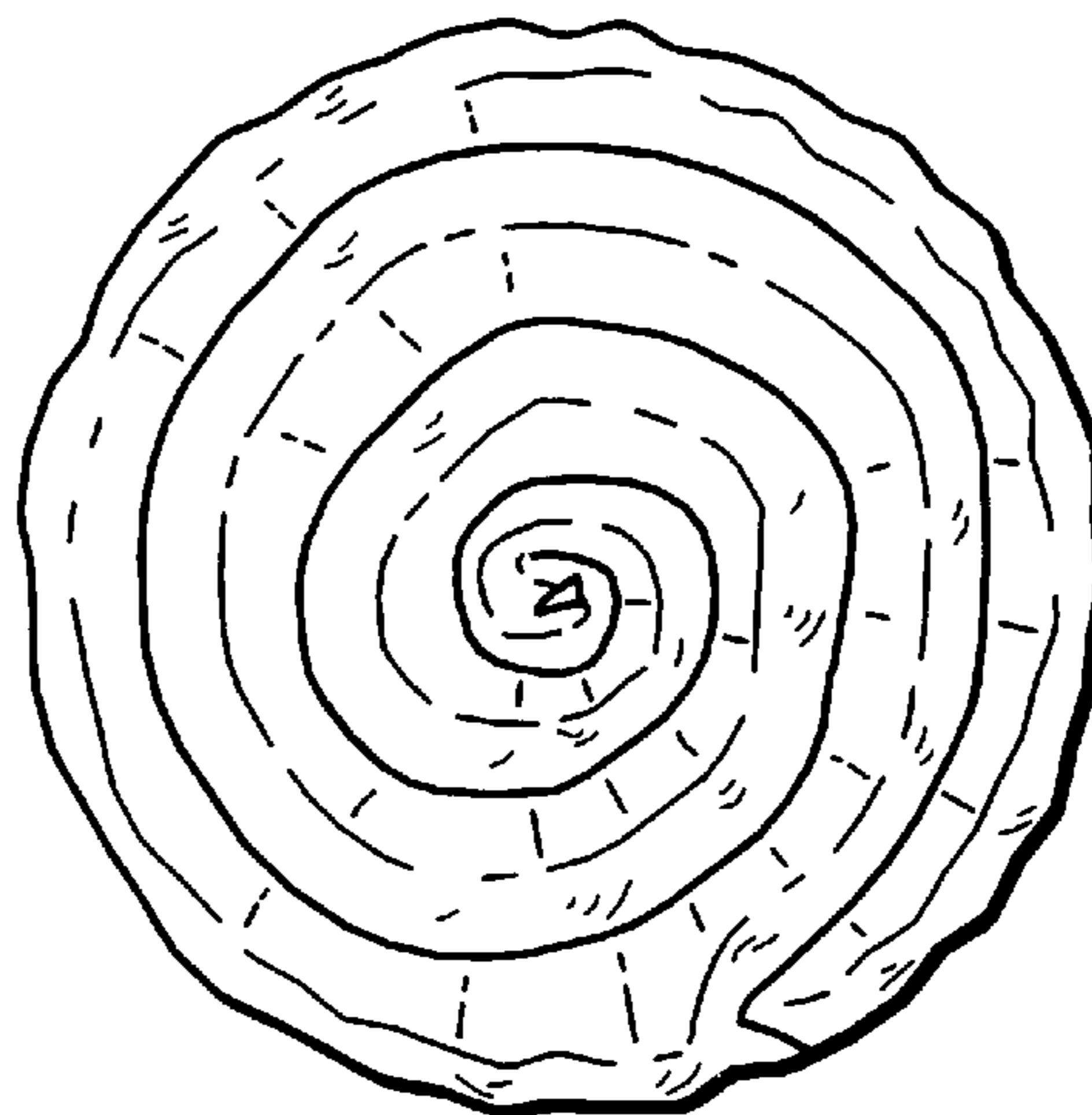


Fig. 4




Fig. 5




Fig. 6

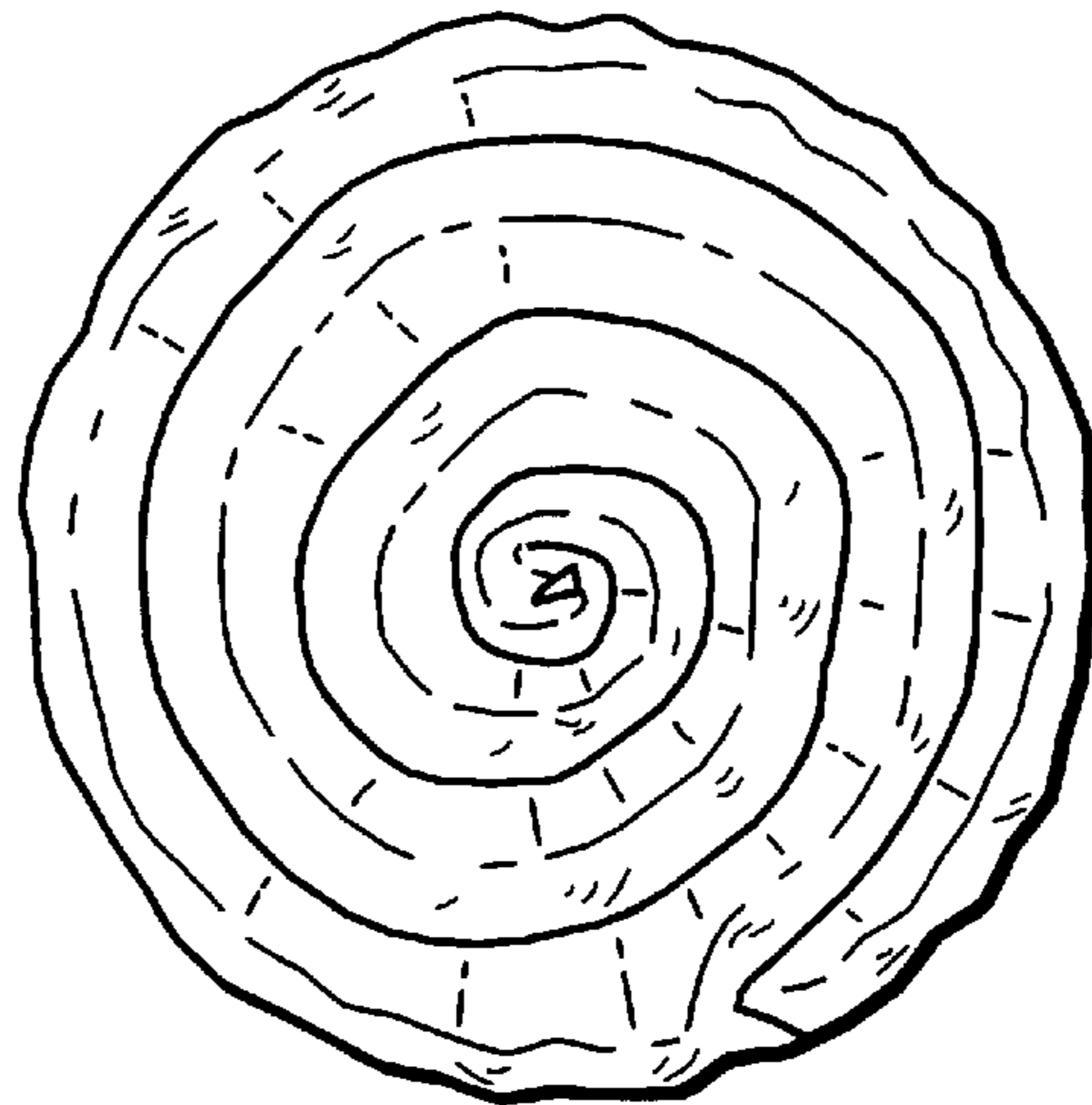


Fig. 7




Fig. 8




Fig. 9

