



US00D437647S

(12) **United States Design Patent** (10) **Patent No.:** **US D437,647 S**
Boss (45) **Date of Patent:** **** Feb. 13, 2001**

(54) **SWIRL TAPER OIL CANDLE**

(74) *Attorney, Agent, or Firm*—Townsend and Townsend and Crew LLP

(75) Inventor: **Karen Boss**, Novato, CA (US)

(73) Assignee: **Firelight Glass**, San Leandro, CA (US)

(57) **CLAIM**

(**) Term: **14 Years**

The ornamental design for the swirl taper oil candle, as shown and described.

(21) Appl. No.: **29/114,471**

DESCRIPTION

(22) Filed: **Nov. 23, 1999**

(51) **LOC (7) Cl.** **26-04**

The present invention relates to the design for the design for an oil candle in the form of a swirl taper.

(52) **U.S. Cl.** **D26/6; D26/11**

(58) **Field of Search** D26/9, 6, 10, 11; 431/320, 311, 298

FIG. 1 is a perspective view of a swirl taper oil candle showing my new design;

(56) **References Cited**

U.S. PATENT DOCUMENTS

D. 260,186	*	8/1981	Busse	D26/11
D. 290,514	*	6/1987	Boss et al.	D26/11
D. 305,801	*	1/1990	Herb	D26/11
D. 316,152	*	4/1991	Barbuto	D26/11
D. 411,633	*	6/1999	Boss	D26/6

FIG. 2 is a front elevational view, the rear and side elevational views being mere images thereof;

FIG. 3 is a top plan view thereof; and,

FIG. 4 is a bottom plan view thereof.

OTHER PUBLICATIONS

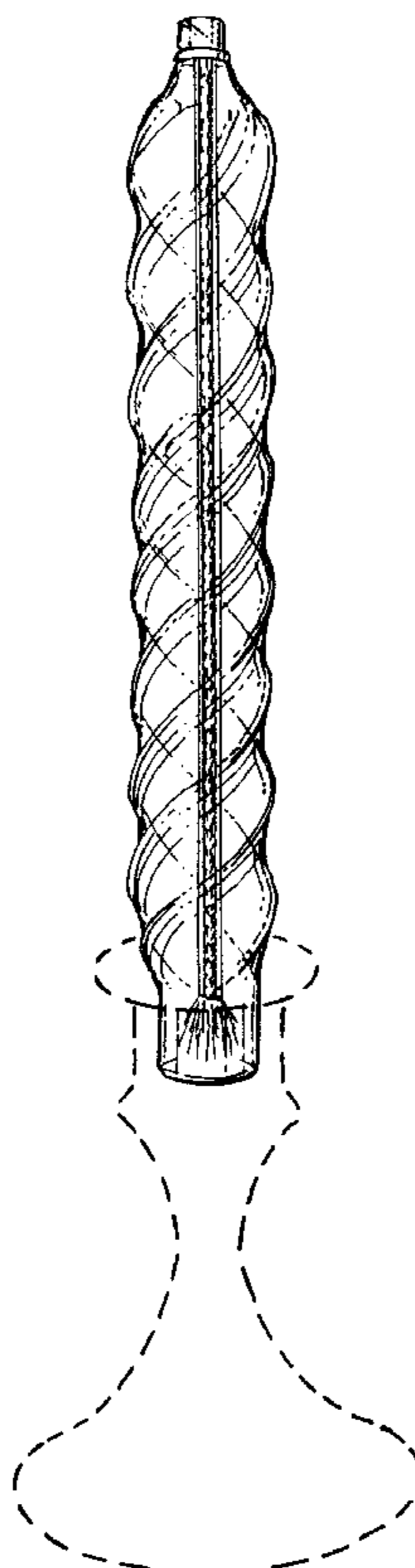
Firelight Glass; item S Star Tapers; 1997.*

The broken line showing of a candle holder of FIG. 1 is for illustrative purposes only and forms no part of the claimed design.

* cited by examiner

Primary Examiner—Robin V. Taylor

1 Claim, 1 Drawing Sheet



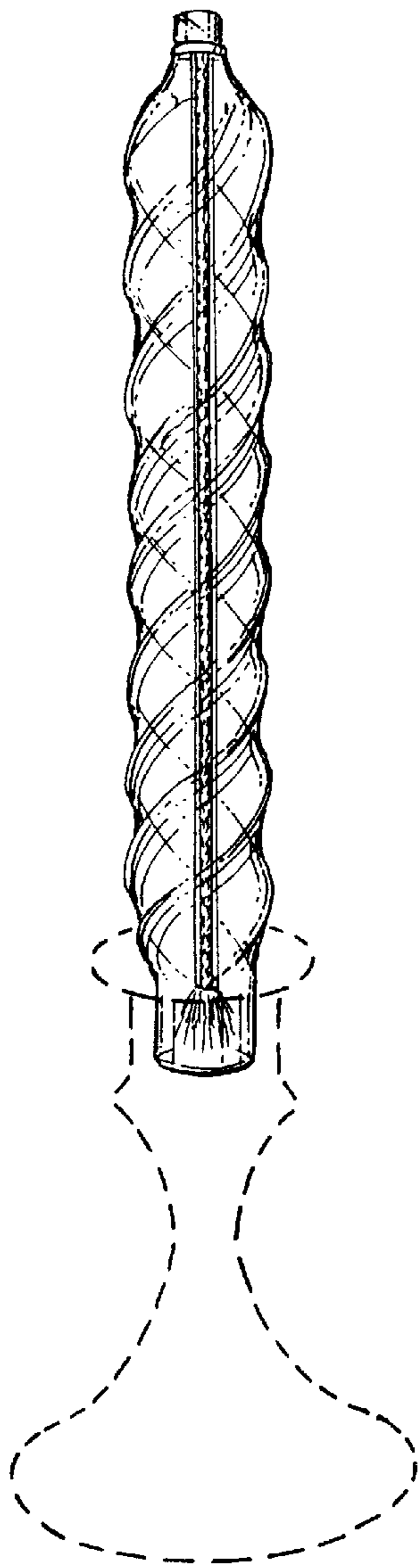


FIG. 1.

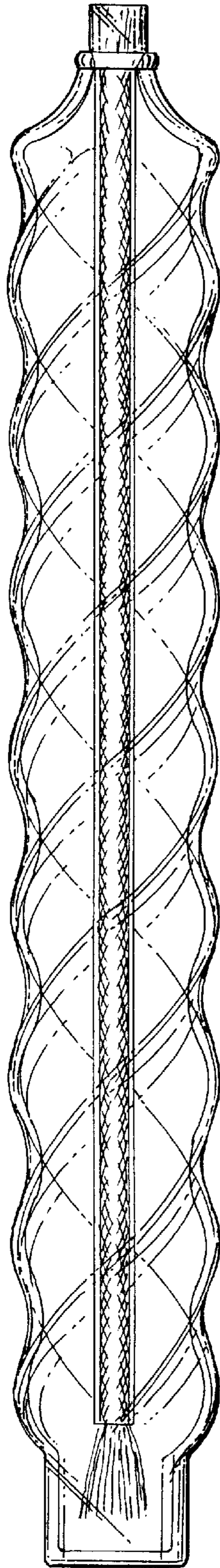


FIG. 2.

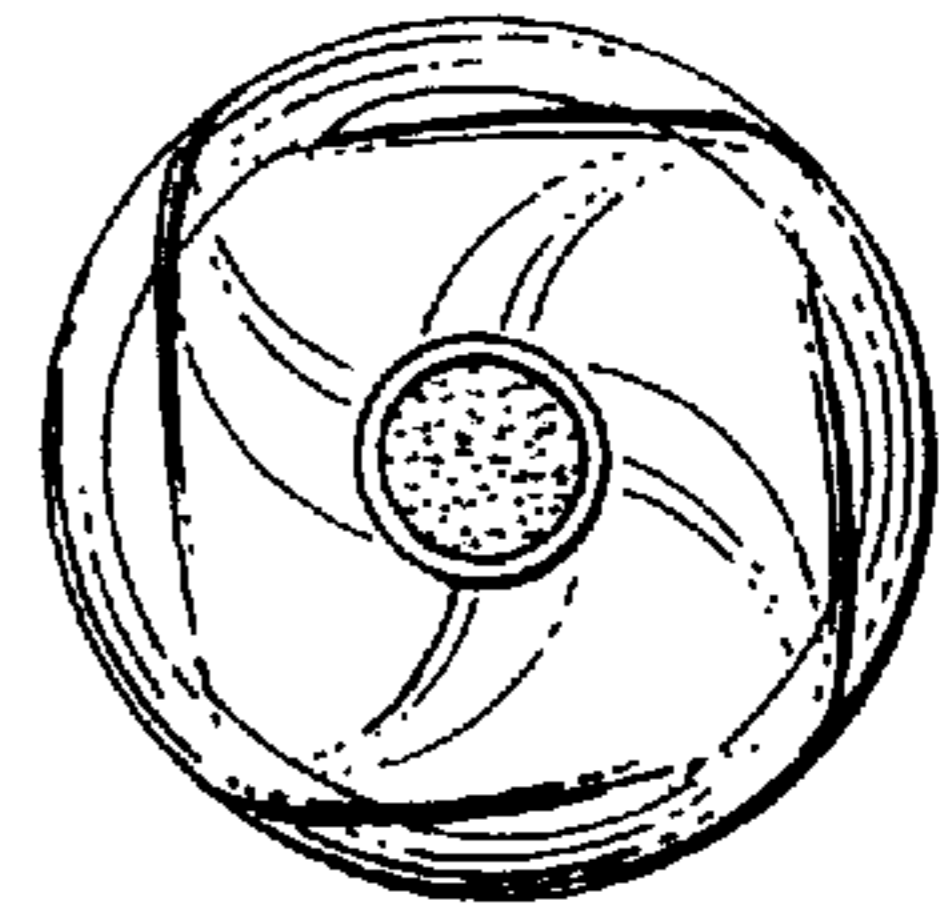


FIG. 3.

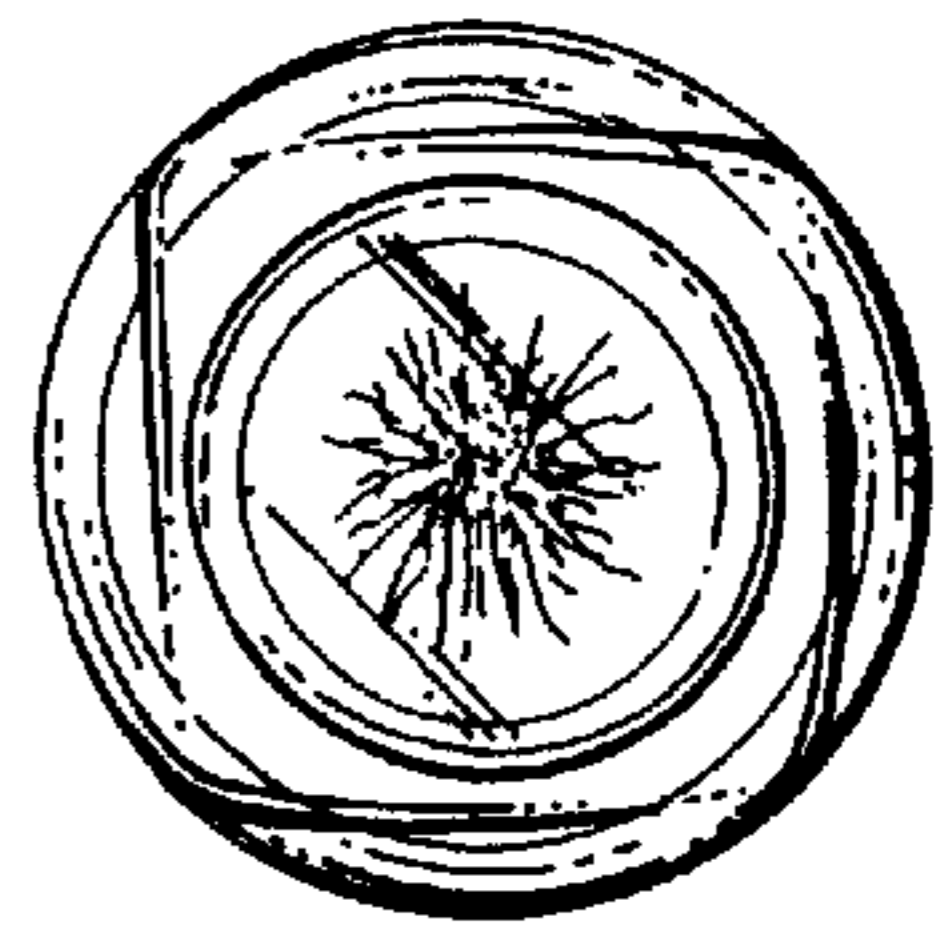


FIG. 4.