



US00D437645S

(12) **United States Design Patent**
Sung et al.

(10) **Patent No.:** **US D437,645 S**

(45) **Date of Patent:** **** Feb. 13, 2001**

(54) **COMPACT FLUORESCENT LAMP**

D. 412,038 * 7/1999 Tancrede et al. D26/2
D. 412,212 * 7/1999 Kato et al. D26/3

(75) Inventors: **Yon W. Sung**, Franklin Lakes, NJ (US);
Fumin Guan, Shanghai (CN)

* cited by examiner

(73) Assignee: **MaxLite-SK America, Inc.**, Totowa,
NJ (US)

Primary Examiner—Marcus A. Jackson
(74) *Attorney, Agent, or Firm*—Harris Beach & Wilcox,
LLP

(**) Term: **14 Years**

(57) **CLAIM**

(21) Appl. No.: **29/118,860**

The ornamental design for a compact fluorescent lamp, as shown.

(22) Filed: **Feb. 17, 2000**

(51) **LOC (7) Cl.** **26-04**

(52) **U.S. Cl.** **D26/2**

(58) **Field of Search** D26/1, 2, 3, 26;
313/313, 315, 317, 318, 493; 315/52, 53,
56, 57; 362/216

DESCRIPTION

FIG. 1 is an elevational view of a compact fluorescent lamp showing our new design, the front, rear, and side elevational views being identical;

FIG. 2 is a top plan view thereof; and,

FIG. 3 is a bottom plan view thereof.

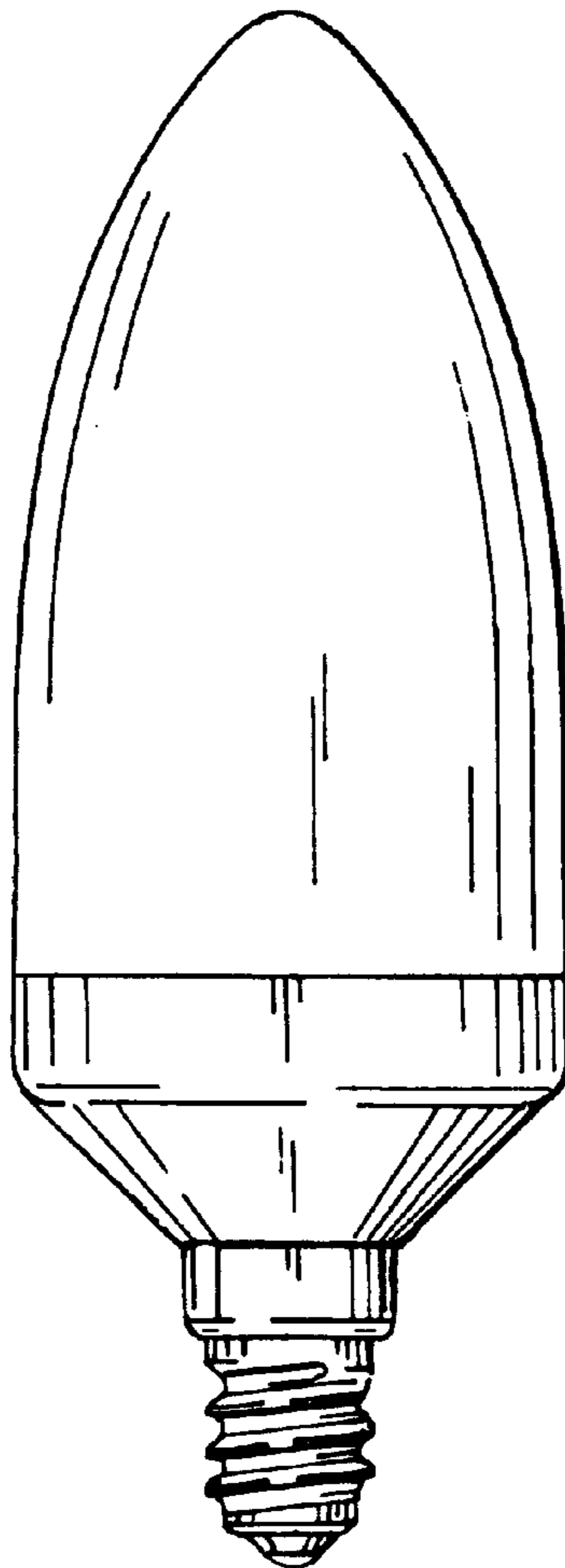
The disclosed lamp is formed in an ornamental shape which makes a compact fluorescent light bulb attractive for use in sconces and chandeliers.

(56) **References Cited**

U.S. PATENT DOCUMENTS

D. 321,404 * 11/1991 Falini D26/2
D. 372,992 * 8/1996 Martich et al. D26/3

1 Claim, 1 Drawing Sheet



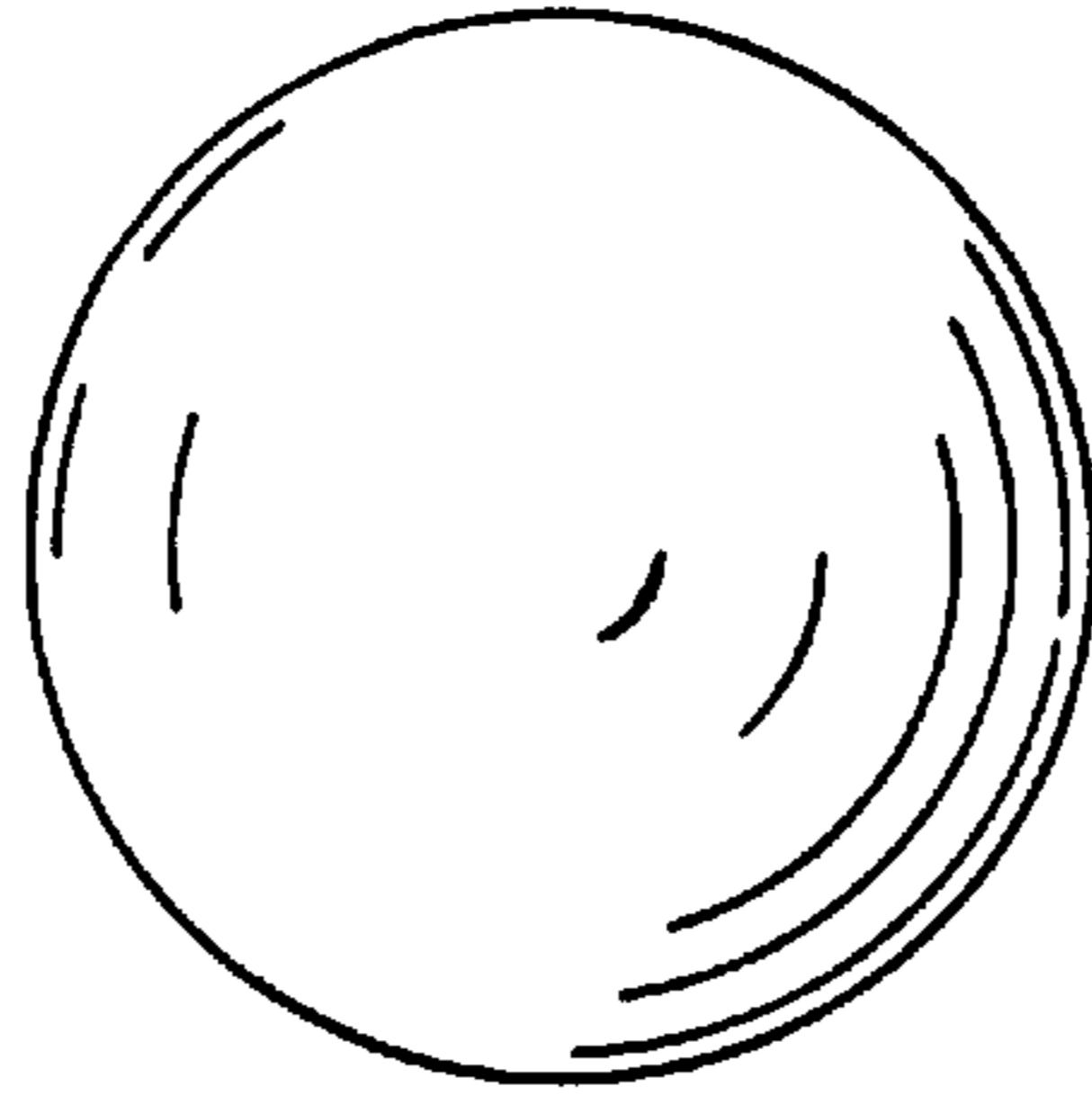


FIG. 2

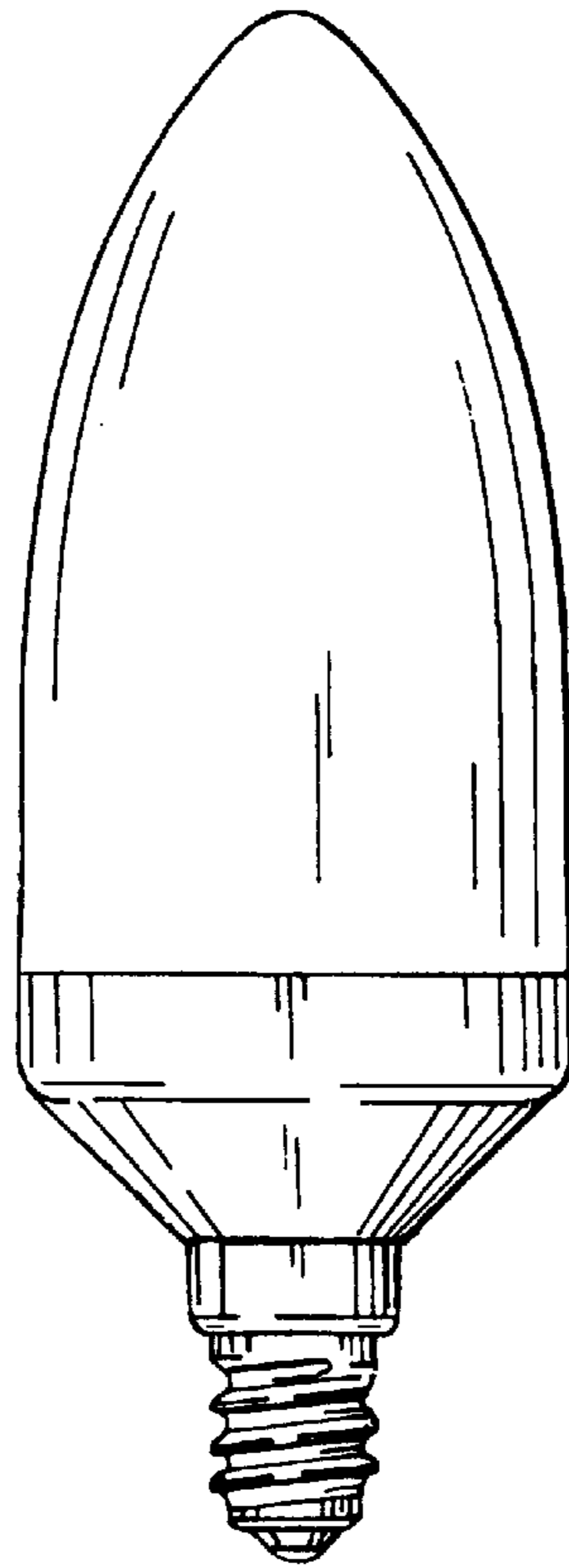


FIG. 1

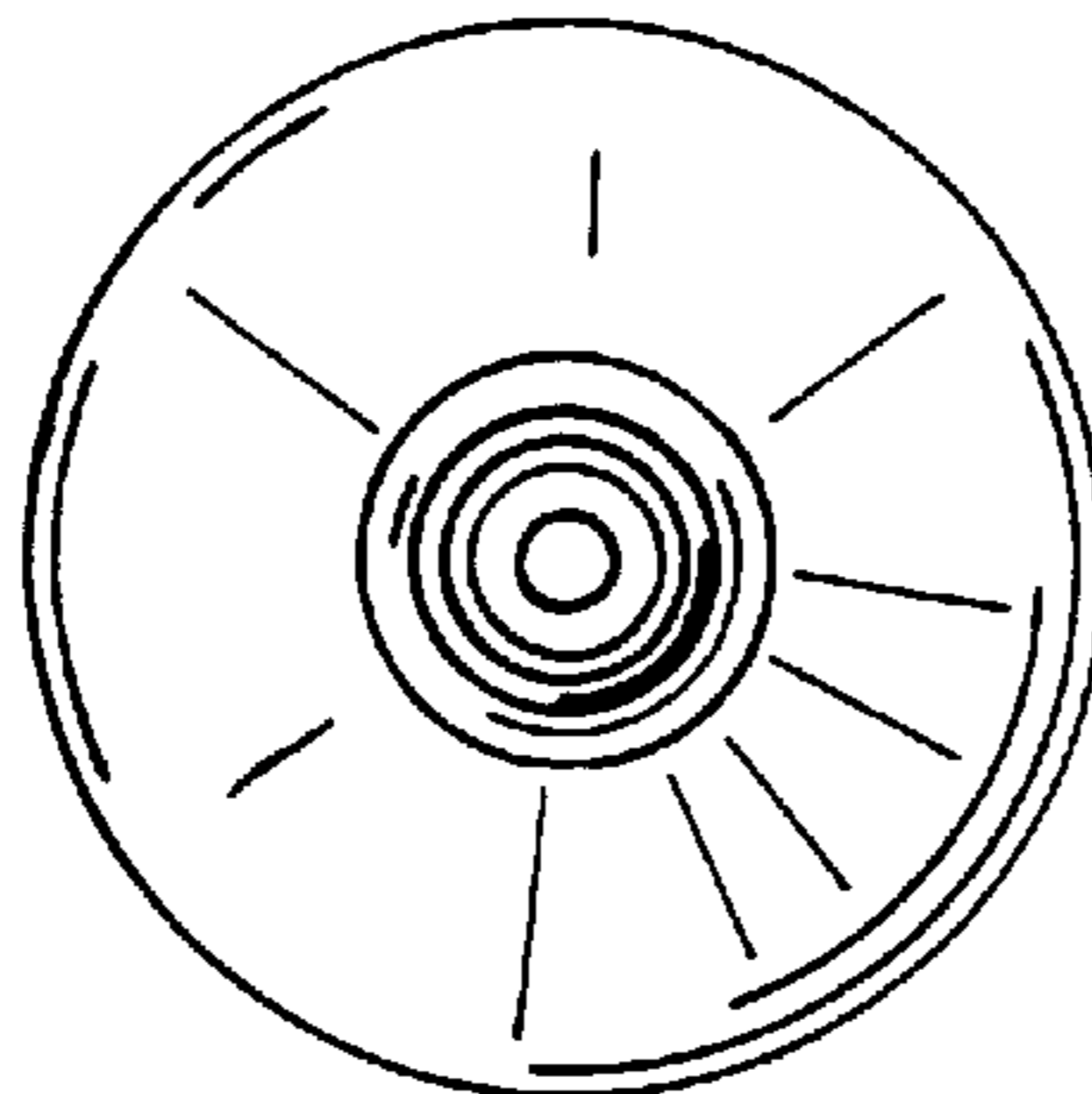


FIG. 3