



US00D437632S

(12) **United States Design Patent**  
**Fleischmann**

(10) **Patent No.:** **US D437,632 S**

(45) **Date of Patent:** **\*\* Feb. 13, 2001**

(54) **COMBINED HANDLE AND ESCUTCHEON**

(75) **Inventor:** **Klaus Fleischmann, Krefeld (DE)**

(73) **Assignee:** **Hansa Metallwerke AG (DE)**

(\*\*) **Term:** **14 Years**

(21) **Appl. No.:** **29/118,901**

(22) **Filed:** **Feb. 17, 2000**

(51) **LOC (7) Cl.** ..... **23-01**

(52) **U.S. Cl.** ..... **D23/254**

(58) **Field of Search** ..... **D23/238-257;**  
**D8/300-310; 4/675-678; 137/801**

(56) **References Cited**

**U.S. PATENT DOCUMENTS**

- D. 321,397 \* 11/1991 Dannenberg ..... D23/238
- D. 413,655 \* 9/1999 Gottwald ..... D23/254
- D. 416,221 \* 1/2000 Lobermeier ..... D23/254

- D. 425,604 \* 5/2000 Fleischmann ..... D23/254
- D. 428,119 \* 7/2000 Fiegl et al. .... D23/254

\* cited by examiner

*Primary Examiner*—Louis S. Zarfes

*Assistant Examiner*—Gregory Andoll

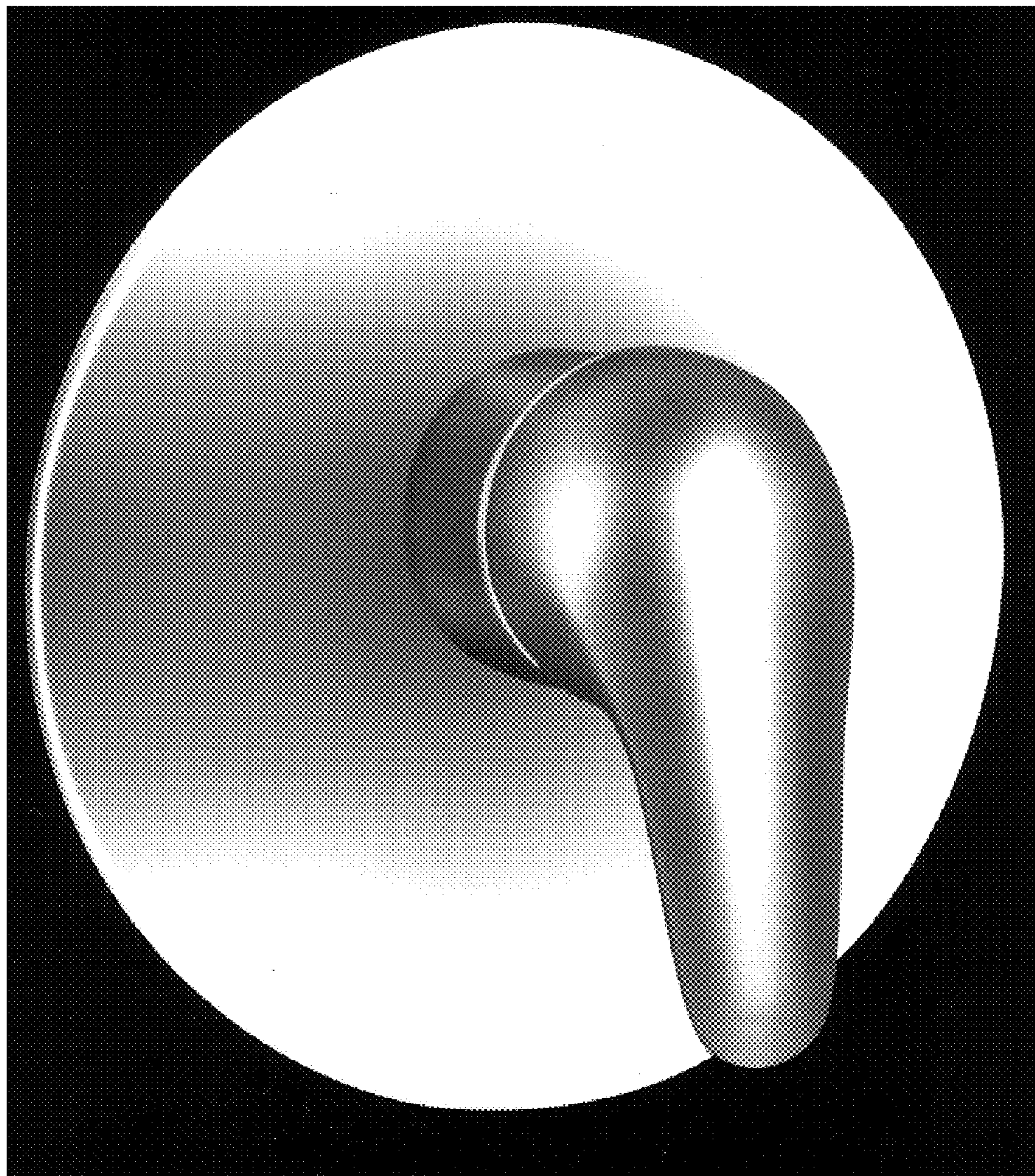
(57) **CLAIM**

I claim the ornamental design for a combined handle and escutcheon, as shown and described.

**DESCRIPTION**

FIG. 1 is a left side elevation of a sanitary faucet, which is a mirror-image of the right side, showing of my new design; FIG. 2 is a front view thereof; FIG. 3 is a rear view thereof; FIG. 4 is a top view thereof; FIG. 5 is a bottom view thereof; and, FIG. 6 is a perspective view thereof.

**1 Claim, 6 Drawing Sheets**




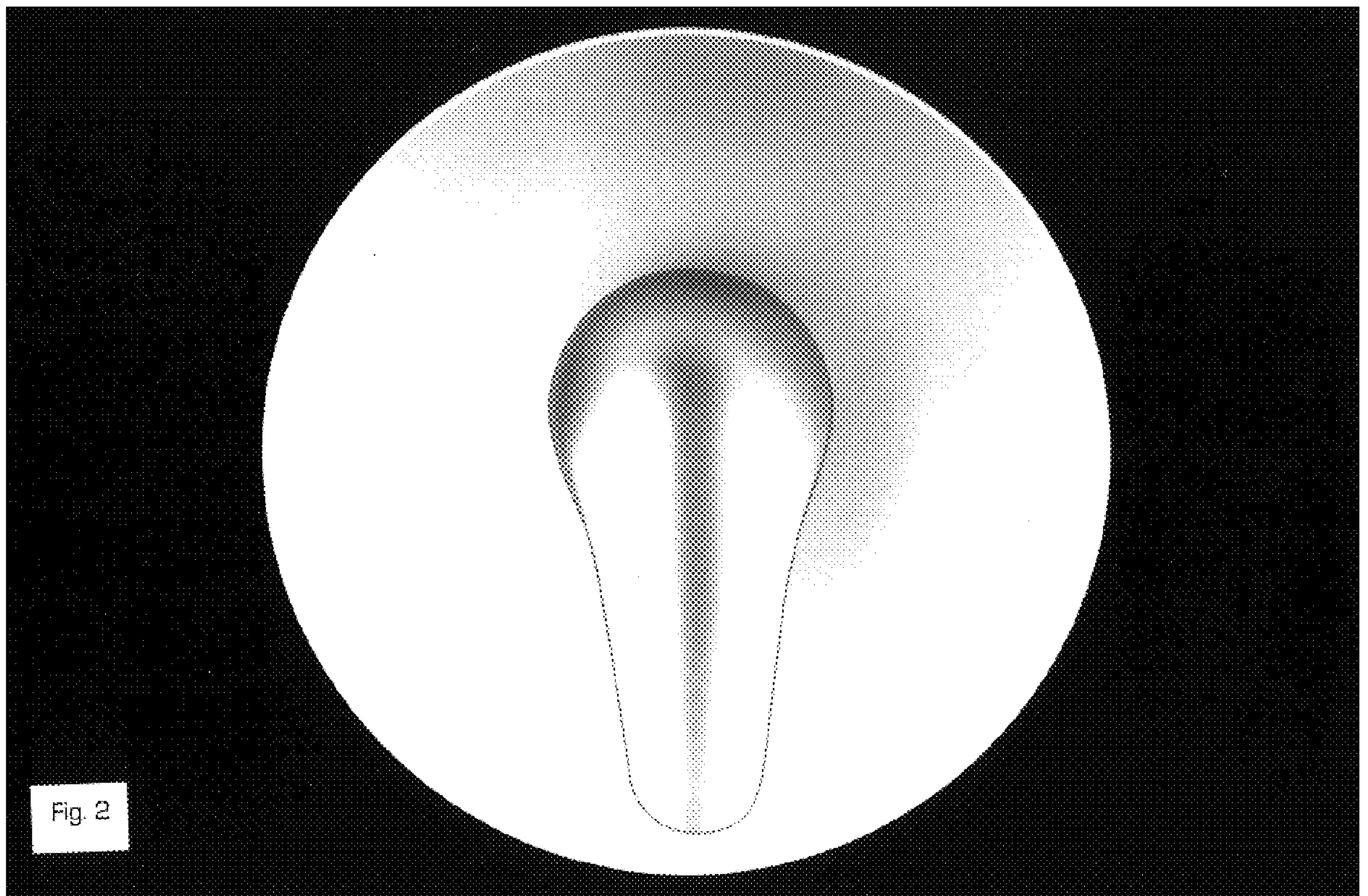


Fig. 1







Fig. 3








Fig. 6