



US00D437618S

(12) **United States Design Patent**
Faulkner

(10) **Patent No.:** **US D437,618 S**

(45) **Date of Patent:** **** Feb. 13, 2001**

(54) **PLANT TAG**

(75) Inventor: **Willard M. Faulkner**, Montgomery,
AL (US)

(73) Assignee: **The John Henry Company**, Lansing,
MI (US)

(**) Term: **14 Years**

(21) Appl. No.: **29/124,961**

(22) Filed: **Jun. 14, 2000**

(51) **LOC (7) Cl.** **19-08**

(52) **U.S. Cl.** **D20/26**

(58) **Field of Search** D20/22, 23, 26,
D20/27, 28; D8/1; 47/44, 46, 47; 273/32 A,
32 B; 40/584, 594, 645

(56) **References Cited**

U.S. PATENT DOCUMENTS

D. 243,509	3/1977	Wheeler .	
D. 253,389	11/1979	South, Jr. .	
D. 314,493	2/1991	Keane .	
D. 375,979	* 11/1996	Adams	D20/26
D. 402,863	12/1998	Hickmott .	
4,027,410	6/1977	Wheeler .	
4,972,616	11/1990	Doll .	
5,575,107	11/1996	Doerr .	

FOREIGN PATENT DOCUMENTS

521038	1/1953	(FR) .
502281	6/1991	(FR) .
2656944	7/1991	(FR) .
12908	6/1893	(GB) .
24078	3/1910	(GB) .
9317412	9/1993	(WO) .

OTHER PUBLICATIONS

U.S. application No. 09/268,809 filed Mar. 16, 1999 entitled
Plant Tag.

U.S. application No. 29/101,998 filed Mar. 16, 1999 entitled
Plant Tag.

U.S. application No. 29/101,997 filed Mar. 16, 1999 entitled
Plant Tag.

U.S. application No. 29/102,043 filed Mar. 16, 1999 entitled
Plant Tag.

* cited by examiner

Primary Examiner—Marcus A. Jackson

(74) *Attorney, Agent, or Firm*—Price, Heneveld, Cooper,
DeWitt & Litton

(57) **CLAIM**

The ornamental design for a plant tag, as shown and
described.

DESCRIPTION

FIG. 1 is a perspective view of the plant tag embodying the
present invention, with the broken line showing for illustra-
tive purposes only and forming no part of the claimed
design;

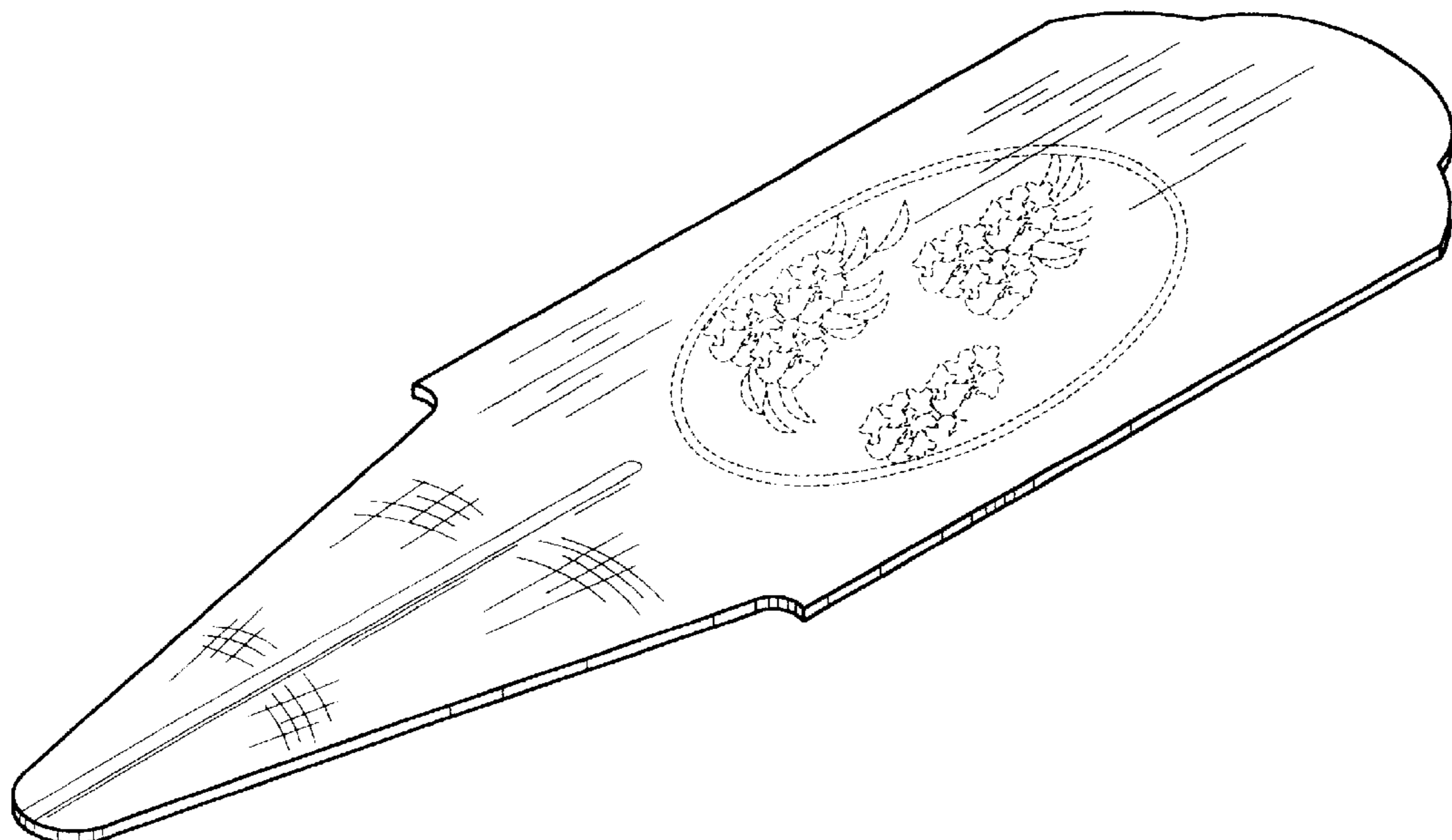
FIG. 2 is a front elevational view of the tag shown in FIG.
1;

FIG. 3 is a rear elevational view of the tag shown in FIG. 1;
FIG. 4 is an enlarged top plan view of the tag shown in
FIGS. 1-3;

FIG. 5 is an enlarged bottom plan view of the tag shown in
FIGS. 1-3; and,

FIG. 6 is an enlarged right-side elevational view of the tag
shown in FIGS. 1-5, the left side elevational view is a mirror
image.

1 Claim, 2 Drawing Sheets



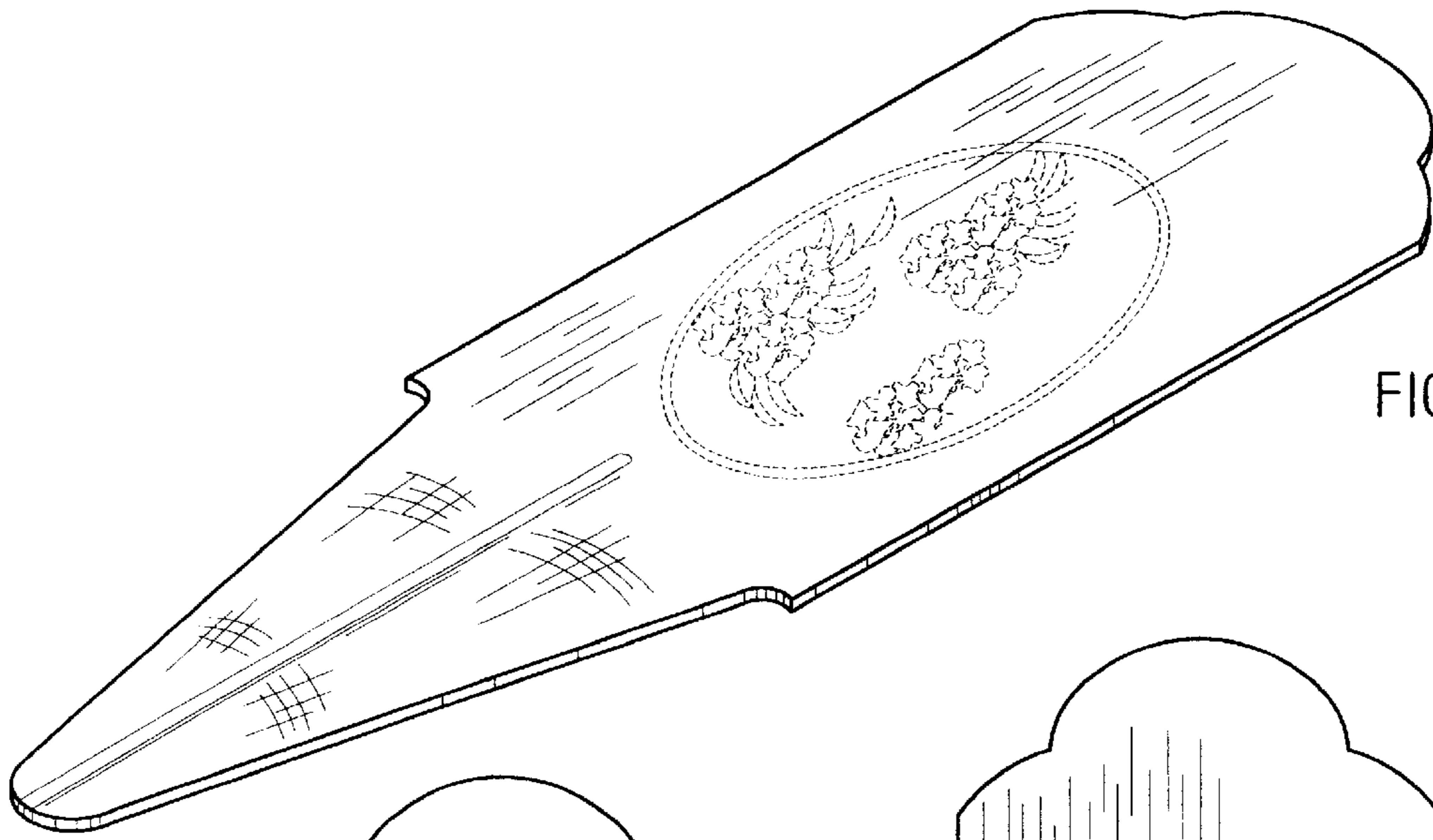


FIG. 1

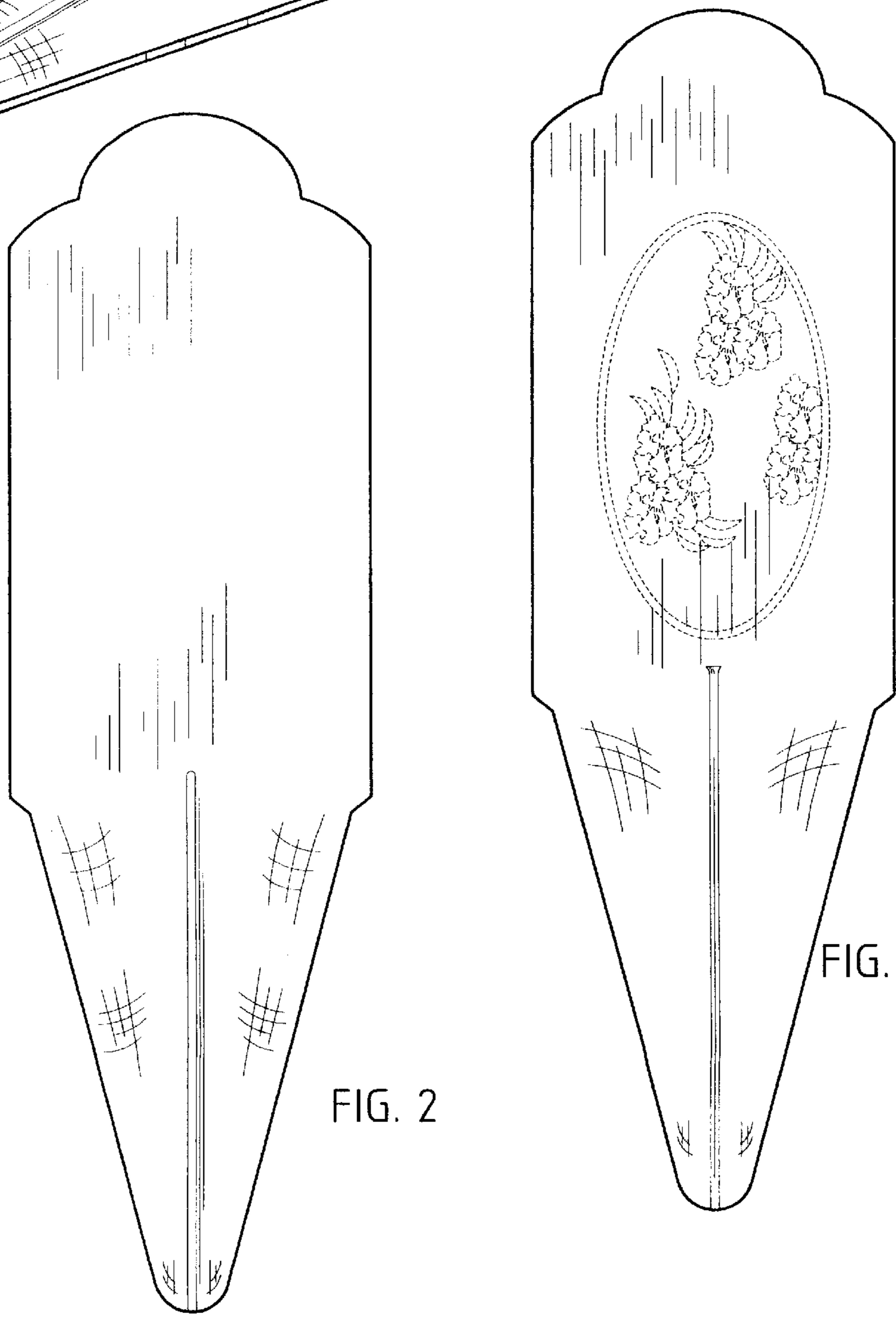


FIG. 2

FIG. 3



FIG. 4



FIG. 5



FIG. 6