



US00D437617S

(12) **United States Design Patent**  
**Rosenthal**

(10) **Patent No.:** **US D437,617 S**

(45) **Date of Patent:** **\*\* Feb. 13, 2001**

(54) **TAG**

(75) **Inventor:** **Gunter Rosenthal, St-Benoit (CA)**

(73) **Assignee:** **G. Rosenthal Import Ltd., St-Laurent (CA)**

(\*\*) **Term:** **14 Years**

(21) **Appl. No.:** **29/098,739**

(22) **Filed:** **Jan. 5, 1999**

(30) **Foreign Application Priority Data**

Jul. 29, 1998 (CA) ..... 1998-1801

(51) **LOC (7) Cl.** ..... **19-08**

(52) **U.S. Cl.** ..... **D20/22; D20/27; D8/1**

(58) **Field of Search** ..... **D20/10, 22, 26, D20/27, 40, 41; D8/1; 40/299.01, 584, 606, 607, 645**

(56) **References Cited**

**U.S. PATENT DOCUMENTS**

- D. 253,389 \* 11/1979 South, Jr. .... D8/1
- D. 313,631 \* 1/1991 White ..... D20/41
- 3,057,093 \* 10/1962 Gallo ..... 40/645

- 4,079,530 \* 3/1978 Atherton et al. .... 40/645
- 4,196,533 \* 4/1980 Kamphausen ..... 40/645
- 5,579,599 \* 12/1996 Haeseler ..... 40/645 X

\* cited by examiner

*Primary Examiner*—Susan J. Lucas

*Assistant Examiner*—Jennifer Rivard

(74) *Attorney, Agent, or Firm*—Sterne, Kessler, Goldstein & Fox PLLC

(57) **CLAIM**

The ornamental design for a tag, as shown and described.

**DESCRIPTION**

FIG. 1 is a front view of the display tag of the present design; FIG. 2 is a side elevation thereof, the other side being identical;

FIG. 3 is an end view thereof;

FIG. 4 is an end view taken from the other end thereof;

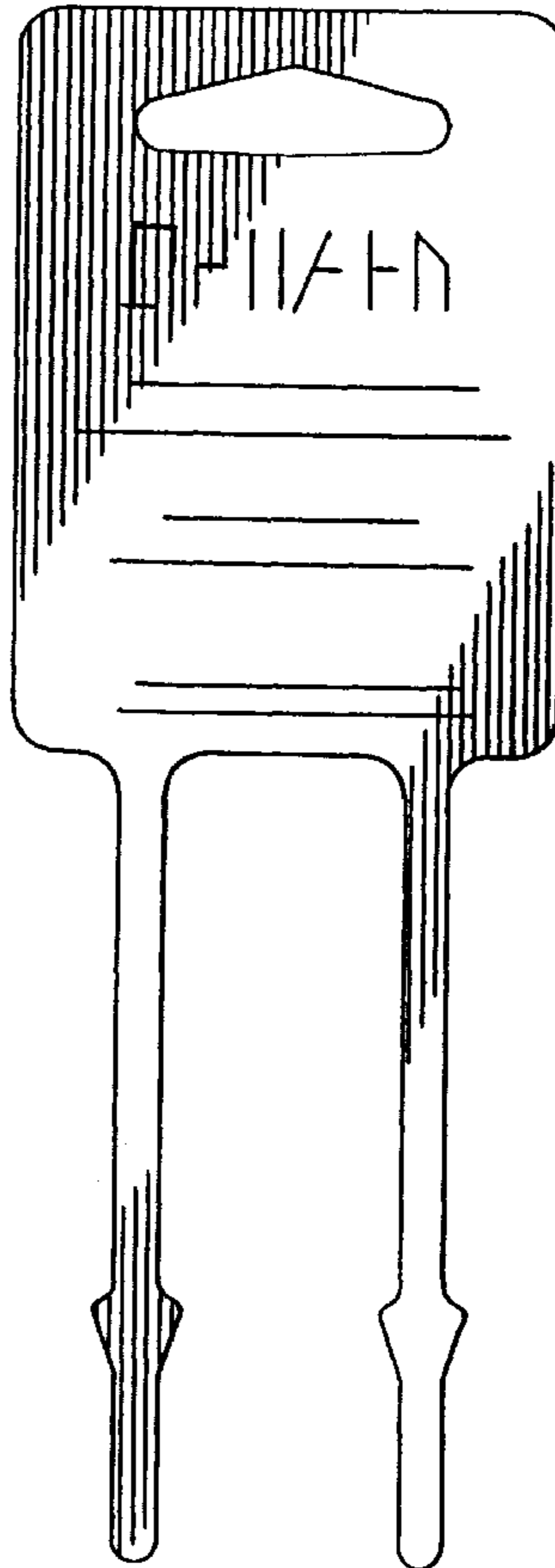
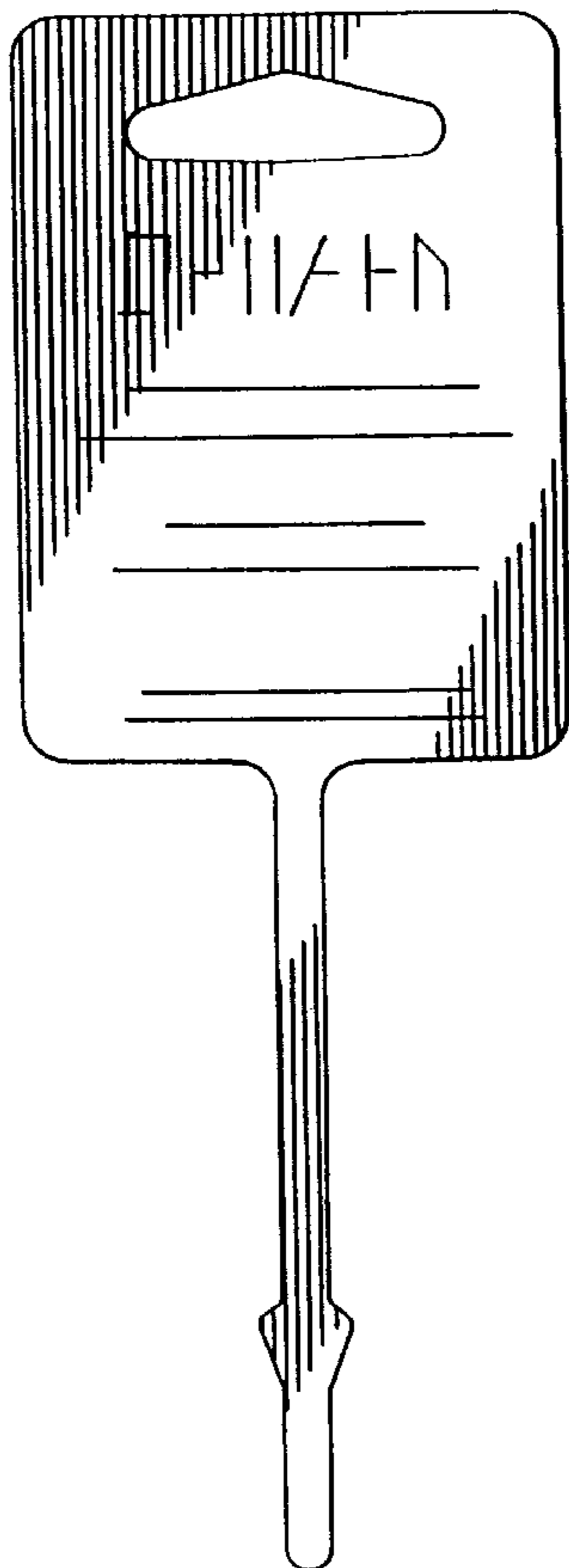
FIG. 5 is a front view of a variant of the present design;

FIG. 6 is a side elevation thereof, the other side being identical;

FIG. 7 is an end view thereof; and,

FIG. 8 is an end view taken from the other end thereof.

**1 Claim, 2 Drawing Sheets**



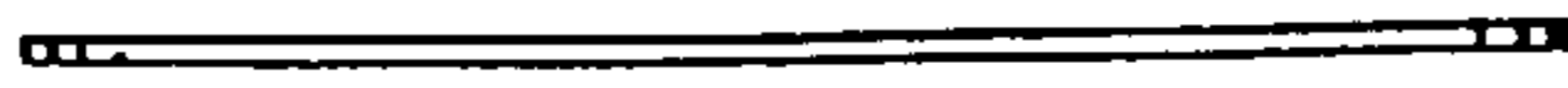


FIG. 4



FIG. 2

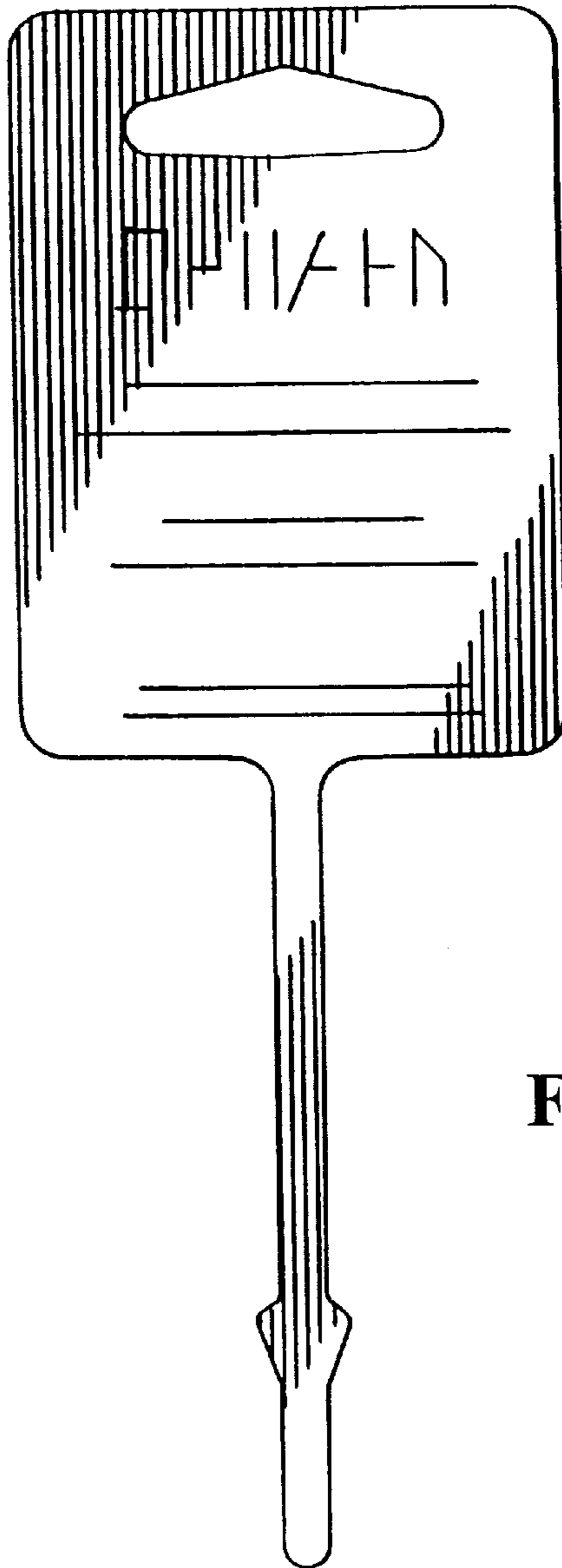



FIG. 1

FIG. 3

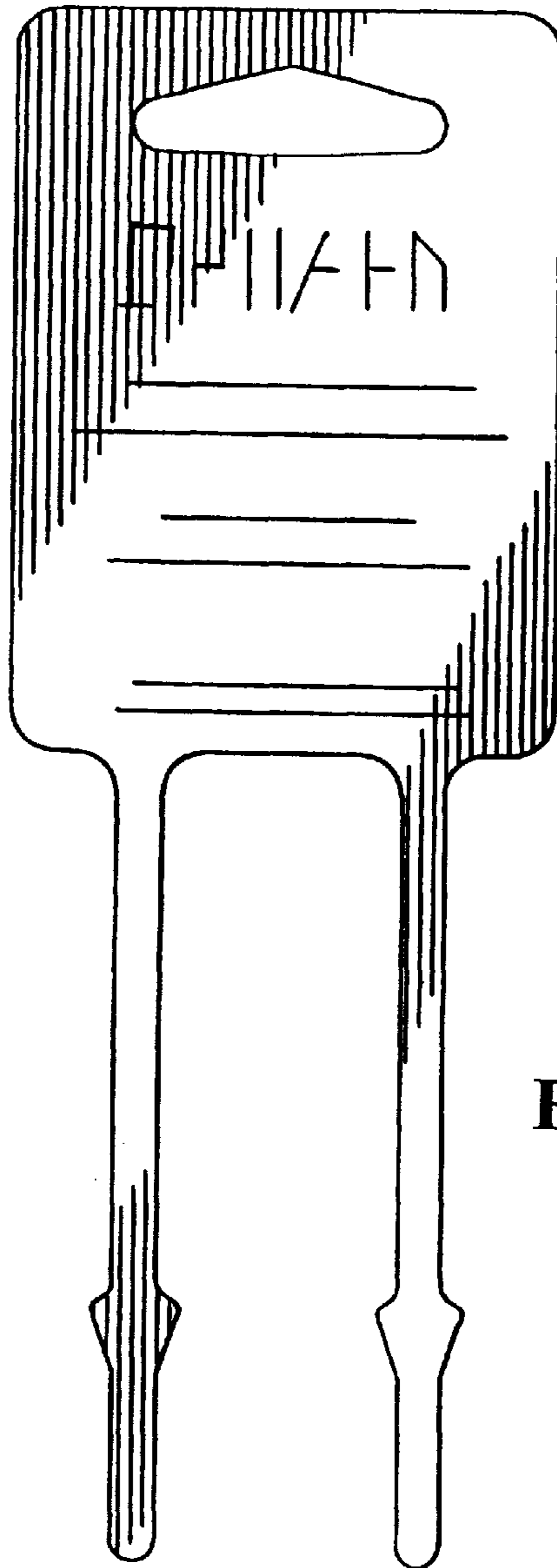




**FIG. 8**



**FIG. 6**



**FIG. 5**

**FIG. 7**

