



US00D437616S

(12) **United States Design Patent**
Arns

(10) **Patent No.:** **US D437,616 S**

(45) **Date of Patent:** **** Feb. 13, 2001**

(54) **SECTION FOR MAKING A PUNCH**

(75) **Inventor:** **Stefan Arns, Stenkullen (SE)**

(73) **Assignee:** **Isaberg Rapid AB, Hestra (SE)**

(**) **Term:** **14 Years**

(21) **Appl. No.:** **29/108,236**

(22) **Filed:** **Jul. 26, 1999**

(30) **Foreign Application Priority Data**

Jan. 27, 1999 (DE) 4 99 00 594

(51) **LOC (7) Cl.** **19-02**

(52) **U.S. Cl.** **D19/72**

(58) **Field of Search** D19/65, 72, 95,
D19/99, 100; D8/49, 50, 98; 30/358, 360,
361, 363, 366, 278, 229; 83/167, 582, 588,
618, 620, 627, 633; 227/96

(56) **References Cited**

U.S. PATENT DOCUMENTS

D. 279,798 * 7/1985 Mori D19/72

D. 305,203	*	12/1989	Loesche	D8/98
2,244,660	*	6/1941	Carpenter	83/618
2,558,567	*	6/1951	Kaerer	83/167
4,757,733	*	7/1988	Barlow	83/588
4,905,555	*	3/1990	Hsu	83/618
6,109,155	*	8/2000	Huang	83/628

* cited by examiner

Primary Examiner—Martie K. Holtje

(74) *Attorney, Agent, or Firm*—Vorys, Sater, Seymour and Pease LLP

(57) **CLAIM**



The ornamental design for a section for making a punch, as shown.

DESCRIPTION

FIG. 1 is a perspective view showing the underside, the right side and the front of a section for making a punch according to the invention; and,

FIG. 2 is a perspective view showing the top side, the left side and the rear side of a section for making a punch.

1 Claim, 1 Drawing Sheet






Figure 2




Figure 1