



US00D437612S

(12) **United States Design Patent**
Verdicchio

(10) **Patent No.:** **US D437,612 S**

(45) **Date of Patent:** **** Feb. 13, 2001**

(54) **COMPUTERIZED BOOK**

5,631,883 * 5/1997 Li 434/317 X

(76) Inventor: **Richard E. Verdicchio**, 18 Beck
Avenue, Toronto, Ontario (CA), M4C
4L5

* cited by examiner

Primary Examiner—Martie K. Holtje
(74) *Attorney, Agent, or Firm*—Jane Parsons

(**) Term: **14 Years**

(57) **CLAIM**

(21) Appl. No.: **29/093,348**

The ornamental design for a computerized book, as shown and described.

(22) Filed: **Sep. 9, 1998**

DESCRIPTION

(51) **LOC (7) Cl.** **19-04**

(52) **U.S. Cl.** **D19/26; D19/52; D14/106**

(58) **Field of Search** D19/26, 27, 32,
D19/52, 65, 99, 100; D14/100, 106, 113,
115; 235/145 A, 145 R; 345/418, 112, 133,
507, 901, 905; 364/708.1, 709.01, 709.02;
395/500; 400/486, 489; 434/309, 317

FIG. 1 is a perspective view of the design from above showing an end and one side;

FIG. 2 is a perspective view of the design of FIG. 1 from above showing the same end and the other side (the bottom of the book being a mirror image of the top of the book and the second end of the book being a mirror image of the first end);

FIG. 3 is a perspective view of the design in an open position;

FIG. 4 is a perspective view of the design in an open position with the operating disk detached; and,


FIG. 5 is a perspective view of the design in the open position as seen from the rear with the operating disk detached.

(56) **References Cited**

U.S. PATENT DOCUMENTS

D. 339,139	*	9/1993	Jones et al.	D14/106
D. 375,727	*	11/1996	Kohara et al.	D14/106
D. 391,927	*	3/1998	Faranda et al.	D14/106
D. 402,310	*	12/1998	Hendricks	D19/26
5,466,158	*	11/1995	Smith, III	434/317

1 Claim, 5 Drawing Sheets






FIGURE 1




FIGURE 2




FIGURE 3

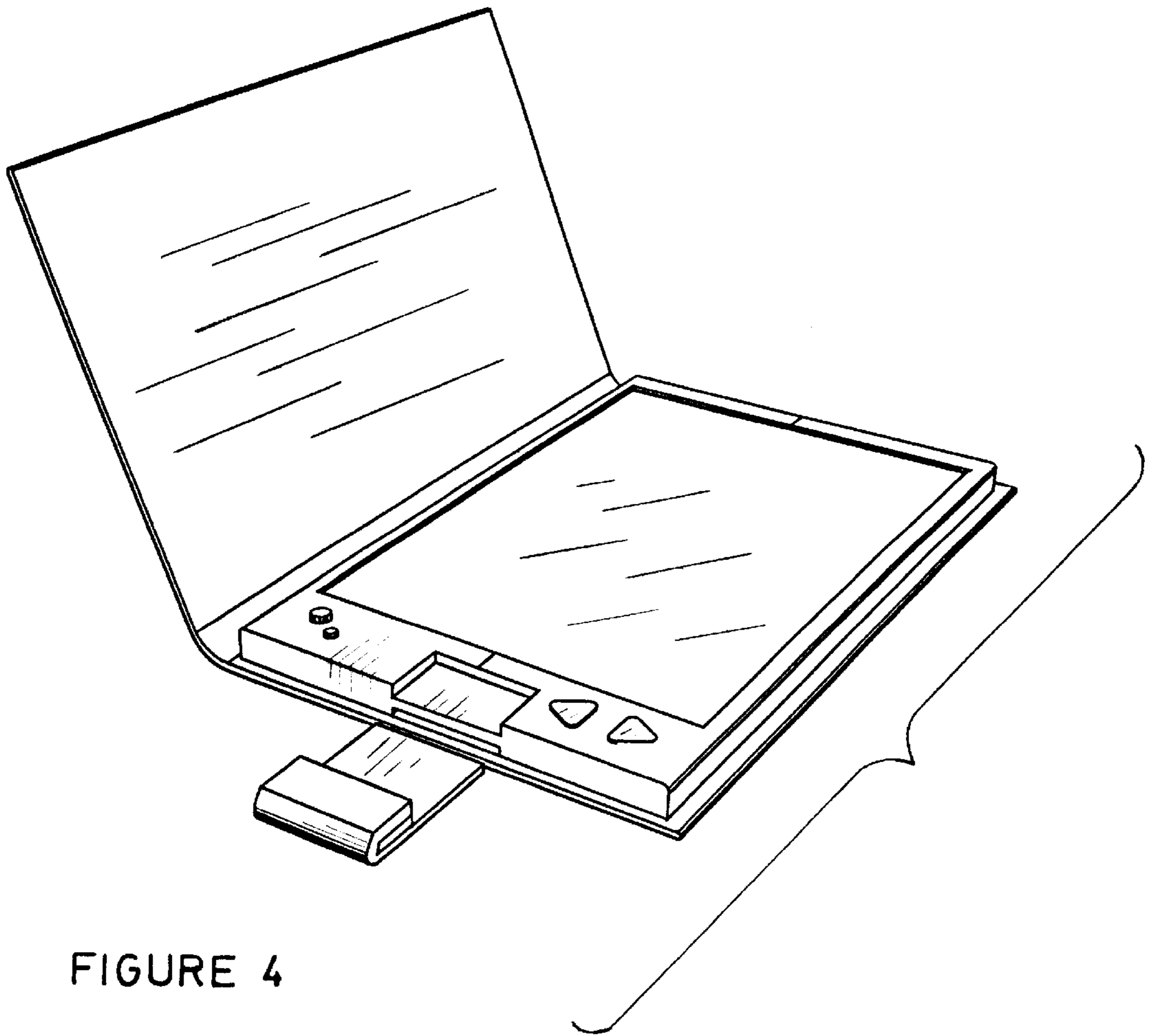


FIGURE 4

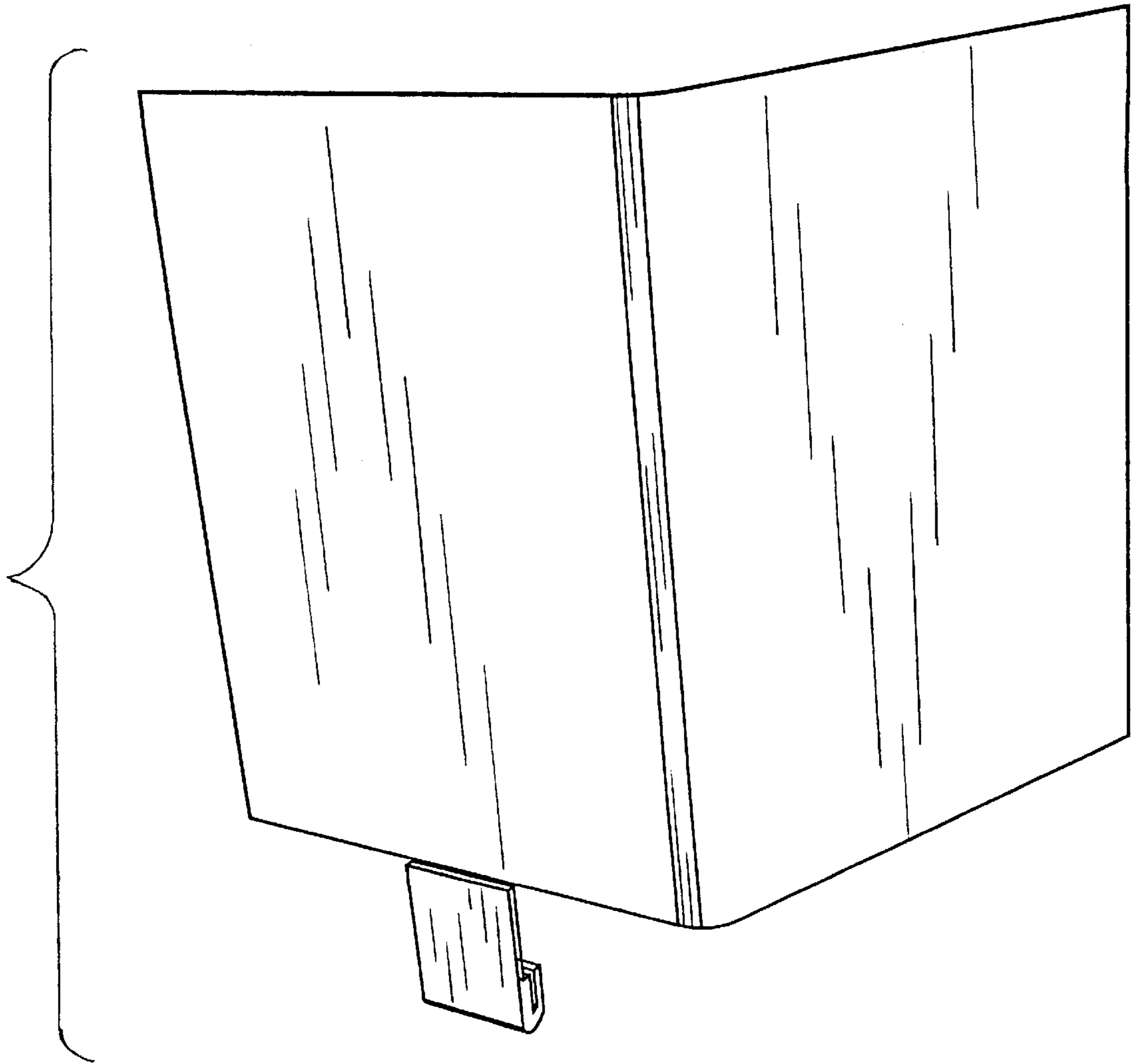


FIGURE 5