



US00D437609S

(12) **United States Design Patent**
Riley

(10) **Patent No.:** **US D437,609 S**

(45) **Date of Patent:** **** Feb. 13, 2001**

(54) **FLEXIBLE BREAKAWAY EYEWEAR
RETAINER**

D. 371,154 * 6/1996 Kalbach D16/339
5,917,576 * 6/1999 Falco 351/157

(76) **Inventor:** **Phil Riley**, 15577 Village Park Ct.,
Lake Oswego, OR (US) 97034

* cited by examiner

Primary Examiner—Raphael Barkai

(**) **Term:** **14 Years**

(57) **CLAIM**

(21) **Appl. No.:** **29/117,931**

The ornamental design for a flexible breakaway eyewear
retainer, as shown and described.

(22) **Filed:** **Feb. 2, 2000**

DESCRIPTION

(51) **LOC (7) Cl.** **16-06**

FIG. 1 is a perspective view.

(52) **U.S. Cl.** **D16/339**

FIG. 2 is a top view. The bottom view is a mirror image of
the top view.

(58) **Field of Search** D16/300, 306,
D16/310, 311, 313, 314, 319-330, 339,
340; 2/236, 247, 248, 249, 253; 351/41,
44, 51, 52, 111, 157, 158; D29/109, 110

FIG. 3 is a right side view. The left side view is a mirror
image of the right side view.

FIG. 4 is a front view.

FIG. 5 is a back view; and,

FIG. 6 is a cross sectional view of the design shown in FIG.
2.

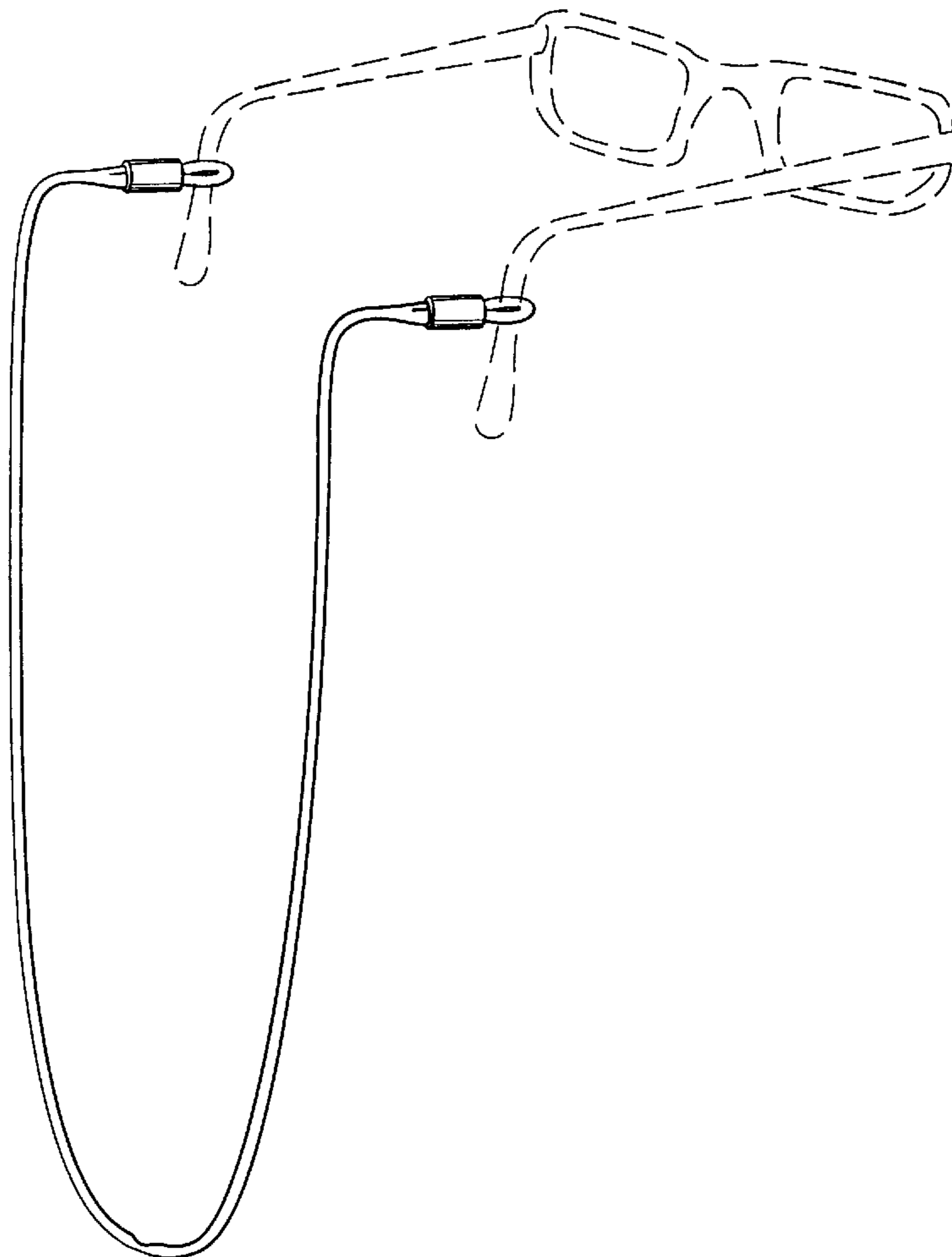
(56) **References Cited**

U.S. PATENT DOCUMENTS

D. 185,852 * 8/1959 McFadyen 351/157
D. 354,759 * 1/1995 Wolff D16/339
D. 368,272 * 3/1996 Starr et al. D16/339

The broken lines shown in FIG. 1 is for illustrative purposes
only and form no part of the claimed design.

1 Claim, 1 Drawing Sheet



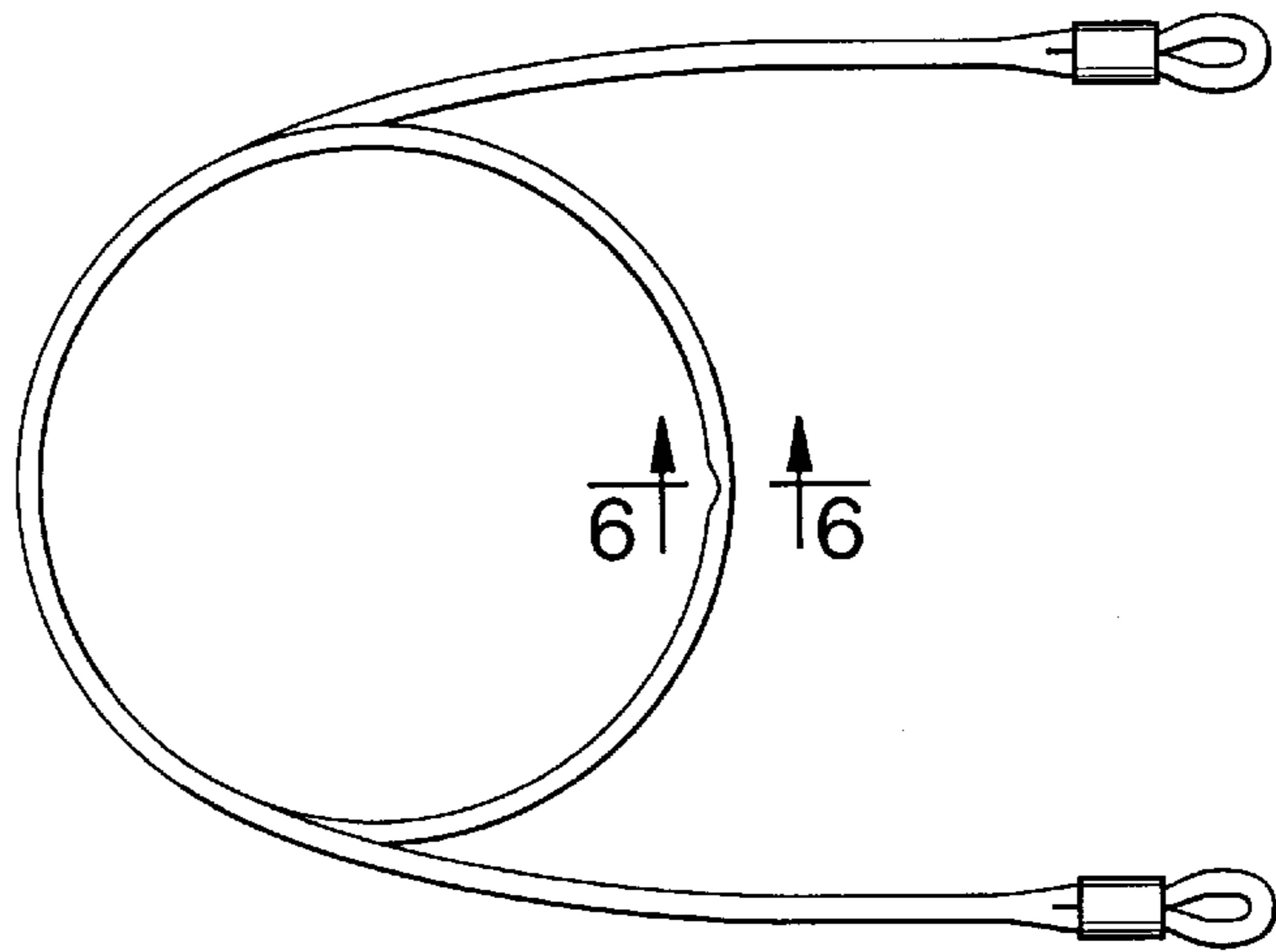
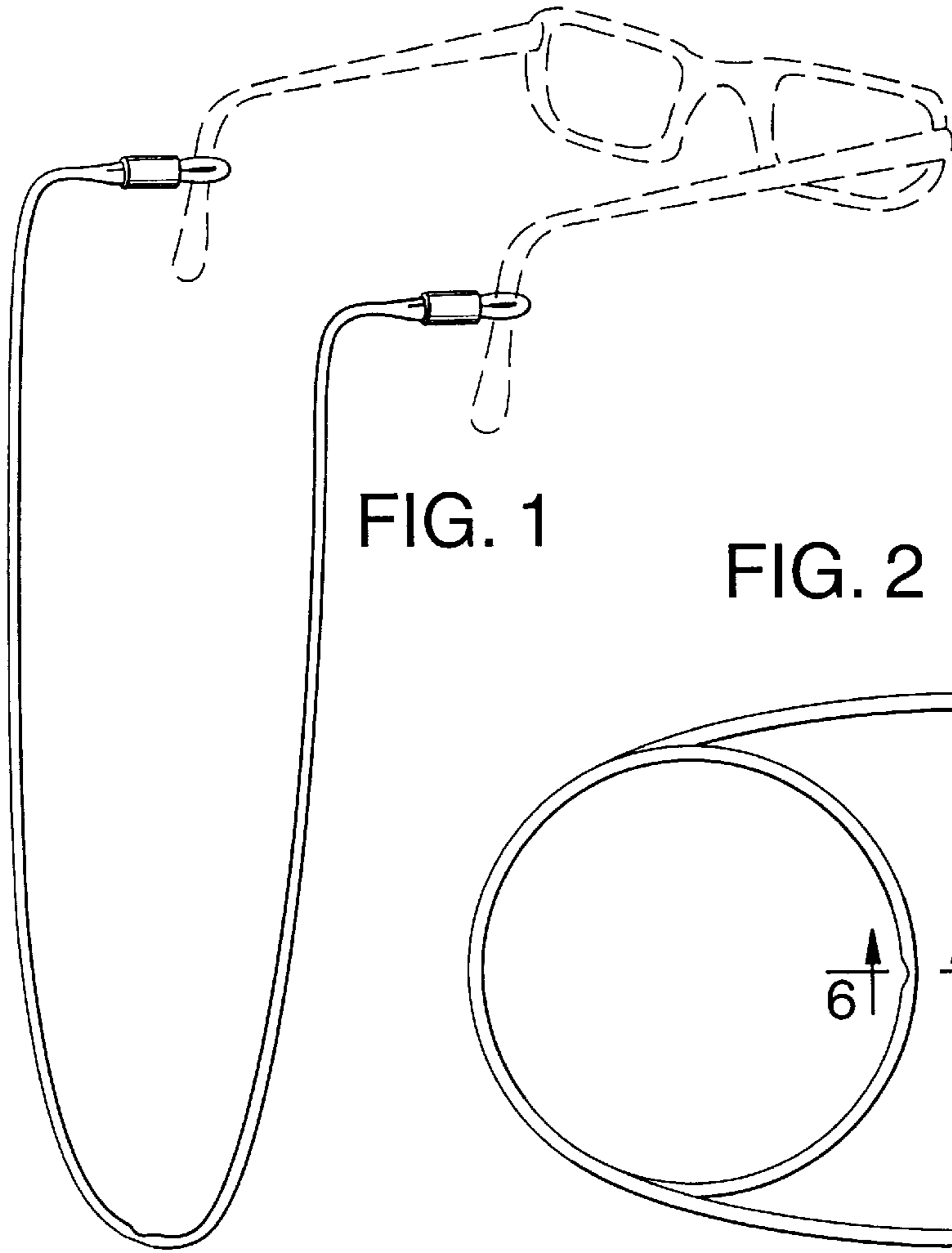


FIG. 3

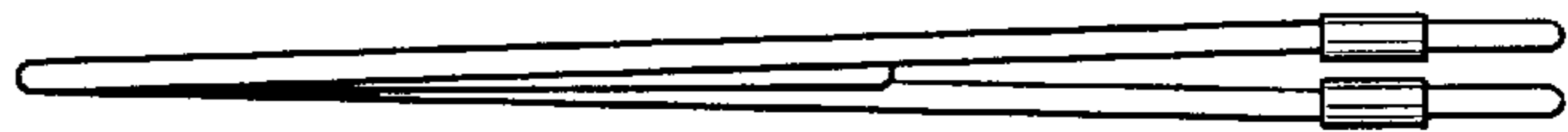


FIG. 4

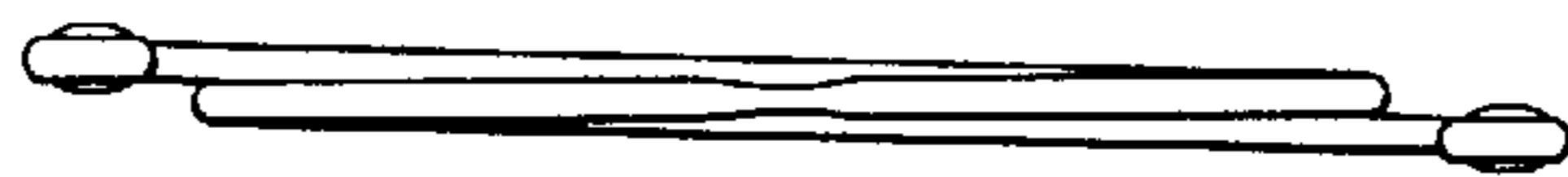


FIG. 5

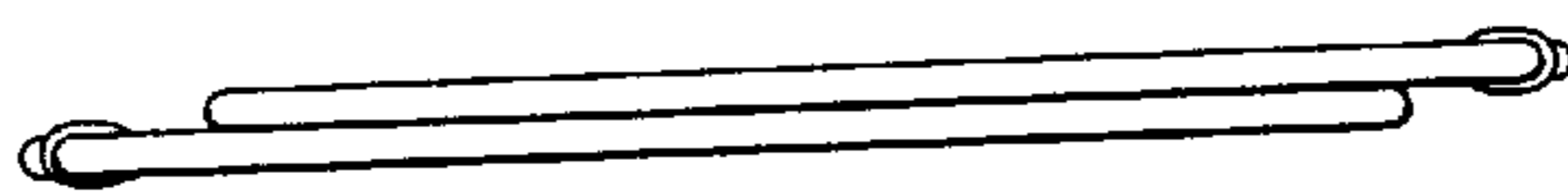


FIG. 6