



US00D437608S

(12) **United States Design Patent**
Shiota et al.

(10) **Patent No.:** **US D437,608 S**

(45) **Date of Patent:** **** Feb. 13, 2001**

(54) **LIQUID CRYSTAL PROJECTOR**

(75) Inventors: **Yoshihiro Shiota; Yoichi Yamazaki,**
both of Kawasaki (JP)

(73) Assignee: **Fujitsu General Limited,**
Kanagawa-ken (JP)

(**) Term: **14 Years**

(21) Appl. No.: **29/125,572**

(22) Filed: **Jun. 26, 2000**

Related U.S. Application Data

(62) Division of application No. 29/106,072, filed on Jun. 7,
1999.

(30) **Foreign Application Priority Data**

Dec. 7, 1998 (JP) 10-35114
Dec. 7, 1998 (JP) 10-35115

(51) **LOC (7) Cl.** **16-02**

(52) **U.S. Cl.** **D16/231**

(58) **Field of Search** D14/128; D16/200-205,
D16/221, 225, 230, 231, 234; 349/5, 7,
8, 9, 58; 353/115, 119, 122

(56) **References Cited**

U.S. PATENT DOCUMENTS

D. 371,148 6/1996 Kobayashi D16/221
D. 400,902 11/1998 Yamazaki et al. D16/225
D. 401,261 * 11/1998 Yamazaki et al. D16/225
D. 412,926 8/1999 Saeki et al. D16/231

D. 419,581 3/2000 Ishibashi et al. D16/231
D. 422,003 * 3/2000 Takizawa D16/231
5,868,485 2/1999 Fujimori et al. 353/119

FOREIGN PATENT DOCUMENTS

1011488 5/1998 (JP) .
1022816 10/1998 (JP) .

OTHER PUBLICATIONS

Sanyo Catalog, Aug. 1997 (LP-XG70 (H)).
Sharp Catalog, Apr. 1998 (XV-N1100).

* cited by examiner

Primary Examiner—Adir Aronovich

(74) *Attorney, Agent, or Firm*—Sughrue, Mion, Zinn,
Macpeak & Seas, PLLC

(57) **CLAIM**

The ornamental design for a liquid crystal projector, as
shown and described.

DESCRIPTION

FIG. 1 is a perspective view of the top, front and right side
of a liquid crystal projector showing our new design;
FIG. 2 is a front elevational view thereof;
FIG. 3 is a rear elevational view thereof;
FIG. 4 is a right side elevational view thereof;
FIG. 5 is a left side elevational view thereof;
FIG. 6 is a top plan view thereof;
FIG. 7 is a bottom plan view thereof; and,
FIG. 8 is a perspective view similar to FIG. 1 with the lens
extended.

1 Claim, 4 Drawing Sheets



FIG. 1




FIG. 2



FIG. 3




FIG. 4

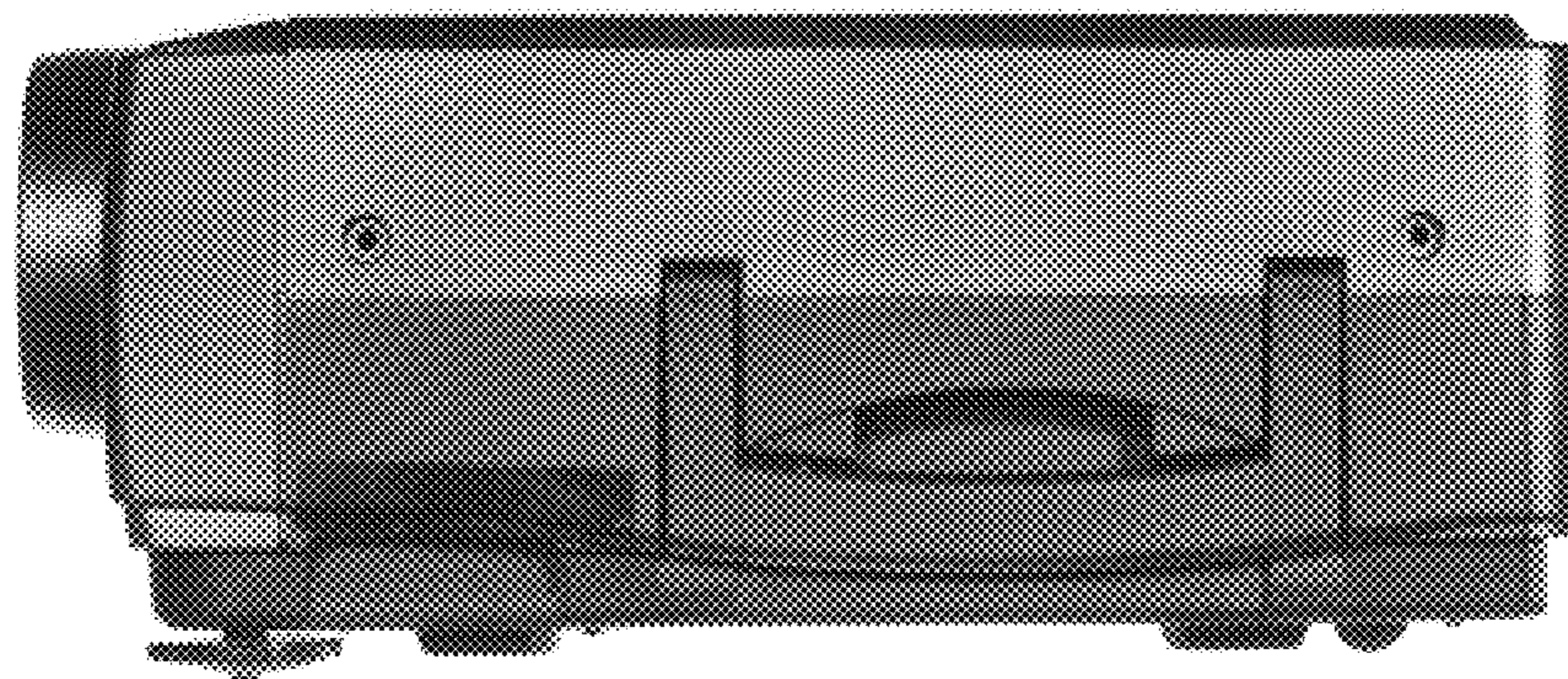


FIG. 5




FIG. 6




FIG. 7




FIG. 8

