



US00D437601S

(12) **United States Design Patent**
Utsuki et al.

(10) **Patent No.:** **US D437,601 S**
(45) **Date of Patent:** **** Feb. 13, 2001**

(54) **COMPUTER GENERATED ICON FOR A DISPLAY SCREEN**

D. 405,439 * 2/1999 Mullin .
D. 420,995 * 2/2000 Imamura et al. .

(75) Inventors: **Shingo Utsuki; Takashi Yoshimaru,**
both of Kokubunji (JP)

* cited by examiner

(73) Assignee: **Hitachi, Ltd.,** Tokyo (JP)

Primary Examiner—M. H. Tung
(74) *Attorney, Agent, or Firm*—Antonelli, Terry, Stout & Kraus, LLP

(**) Term: **14 Years**

(57) **CLAIM**

(21) Appl. No.: **29/109,196**

The ornamental design for a computer generated icon for a display screen, as shown and described.

(22) Filed: **Aug. 12, 1999**

DESCRIPTION

(51) **LOC (7) Cl.** **14-02**

(52) **U.S. Cl.** **D14/486**

(58) **Field of Search** D14/485-95; D18/24-33;
D21/324-33; D20/11; D19/6; 345/326,
339-58

FIG. 1 is a front, top and right side perspective view of a computer generated icon for a display screen showing our new design, the broken line drawing of a display screen is for illustrative purposes only and forms no part of the claimed design;

(56) **References Cited**

U.S. PATENT DOCUMENTS

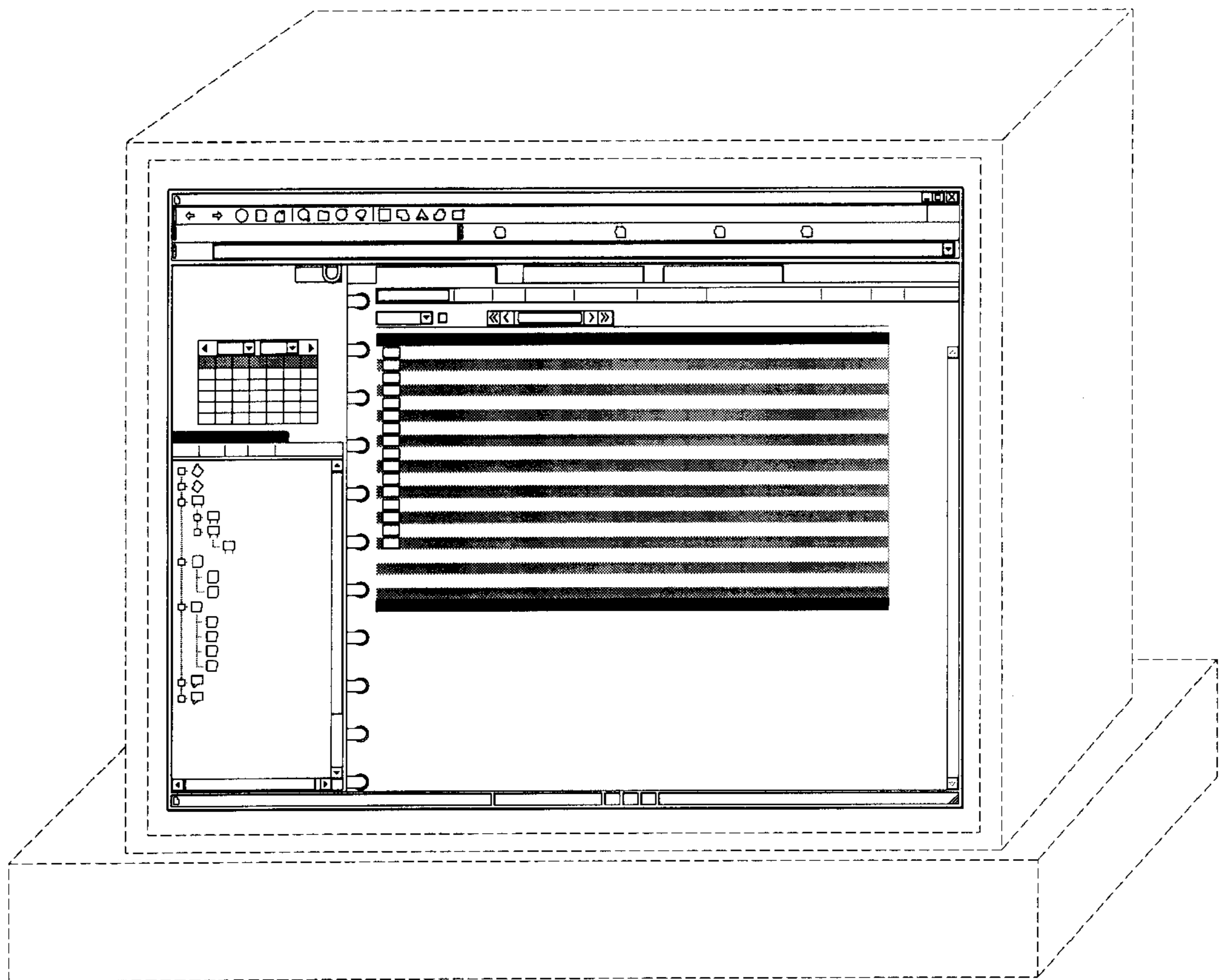
- D. 388,776 * 1/1998 Zhang et al. .
- D. 392,266 * 3/1998 Snyder et al. .
- D. 397,999 * 9/1998 Kovanen et al. .
- D. 399,836 * 10/1998 Wu et al. .
- D. 402,283 * 12/1998 Anderson et al. .
- D. 403,313 * 12/1998 Peppel .

FIG. 2 is a front view, the icon is shown separately for clarity of illustration, on an enlarged scale;

FIG. 3 is a front view of a second embodiment thereof, the icon is shown separately for clarity of illustration, on an enlarged scale; and,

FIG. 4 is a front view of a third embodiment thereof, on an enlarged scale.

1 Claim, 4 Drawing Sheets



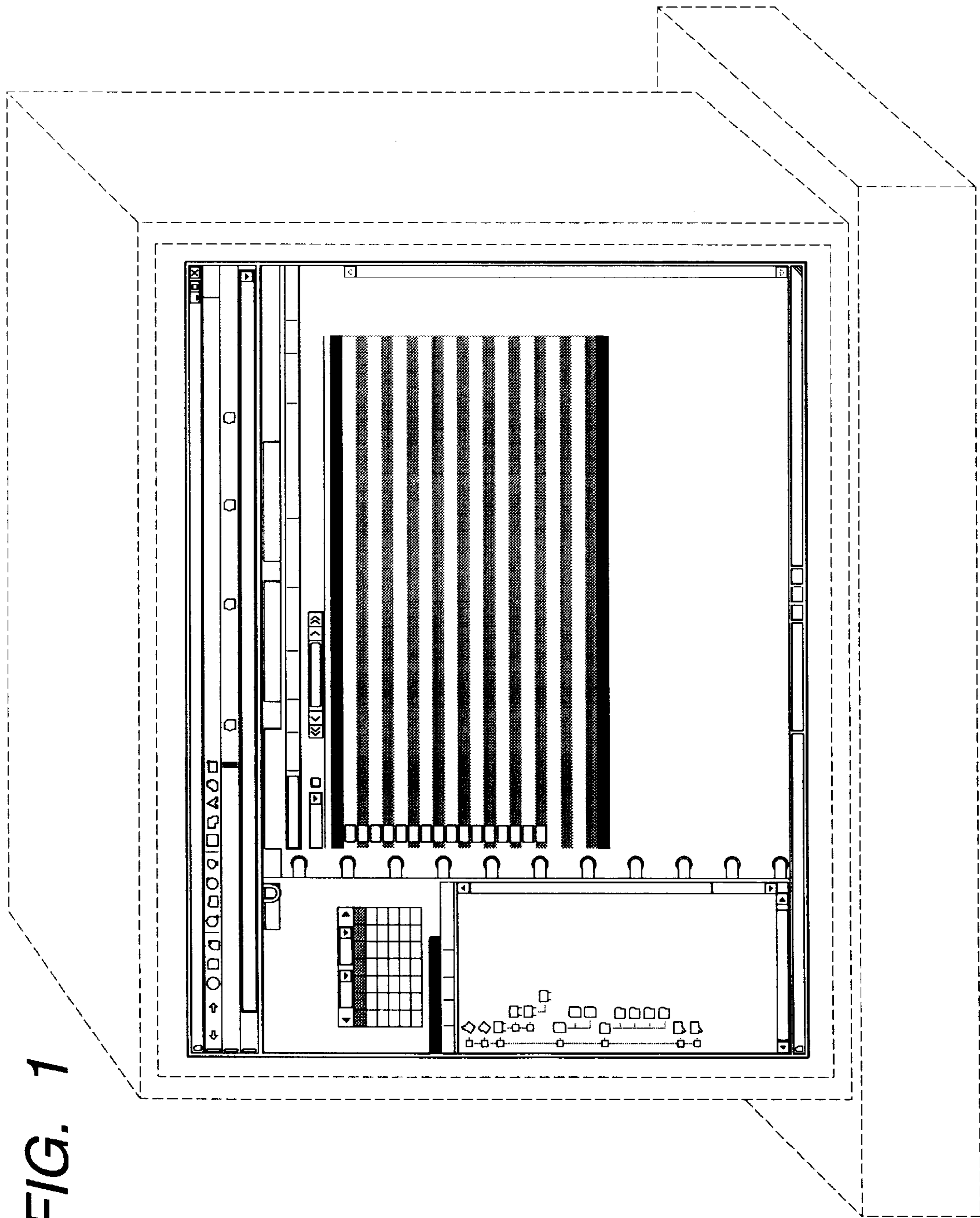


FIG. 1

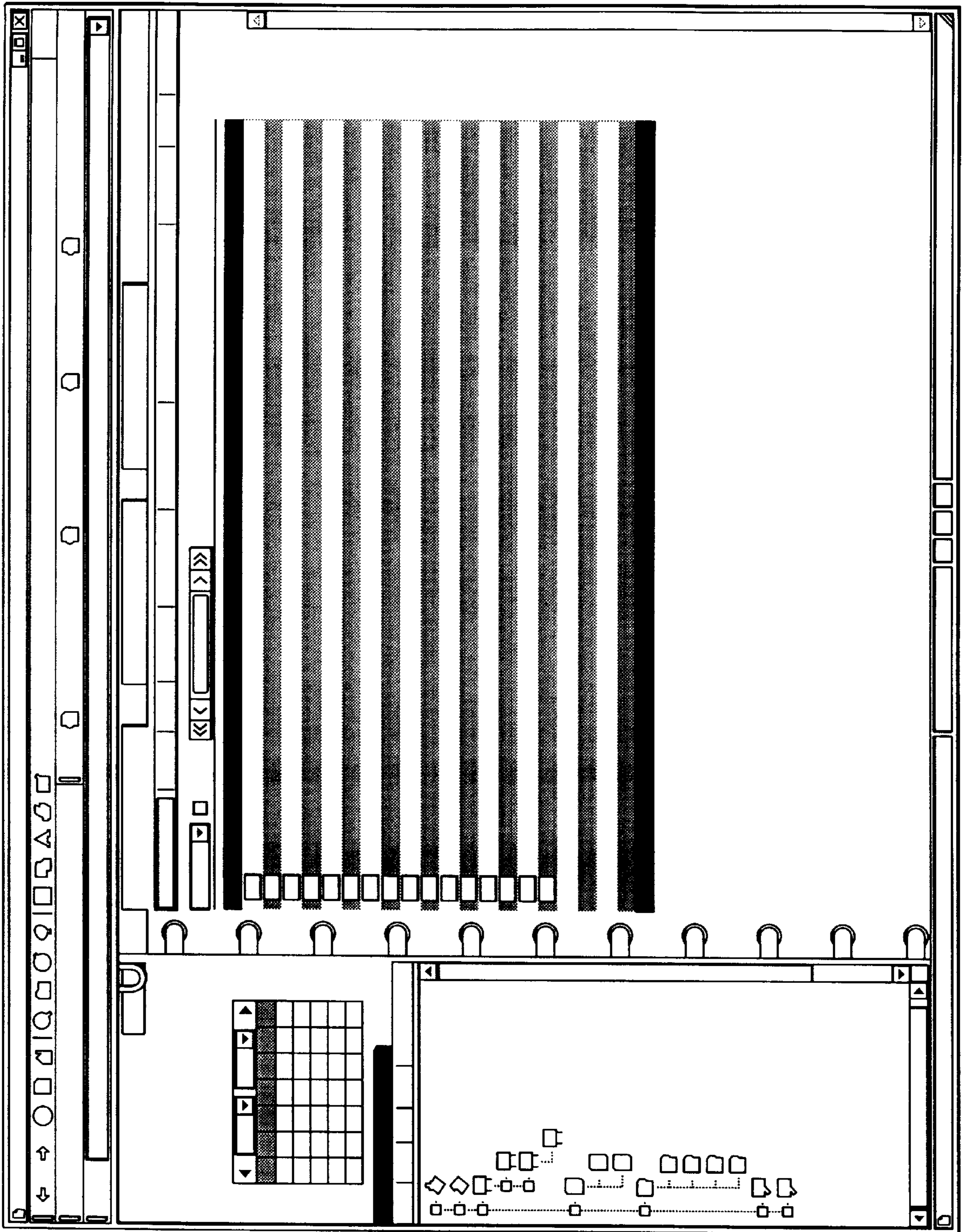


FIG. 2

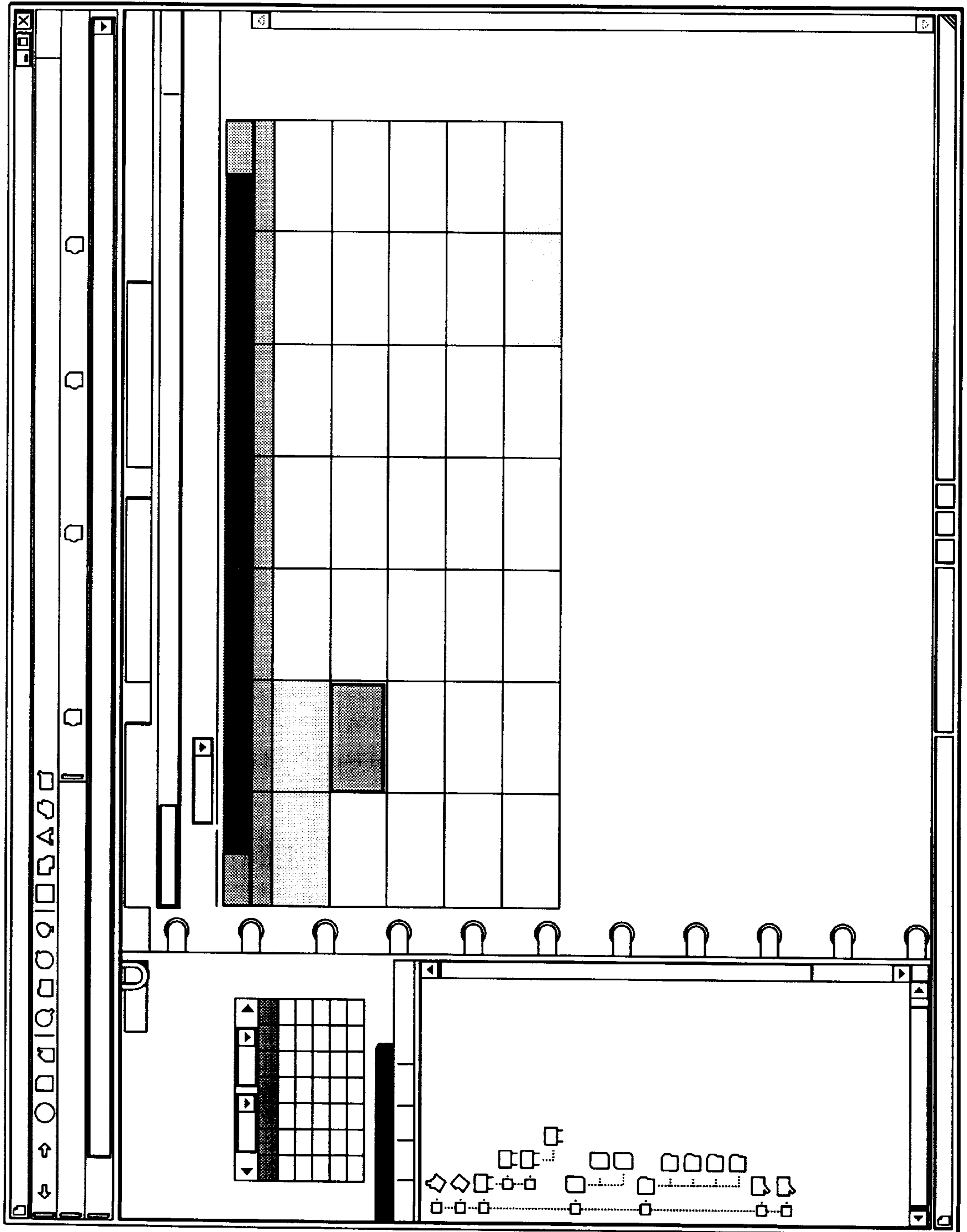


FIG. 4