



US00D437594S

(12) **United States Design Patent**  
**Goldberg et al.**

(10) **Patent No.:** **US D437,594 S**

(45) **Date of Patent:** **\*\* Feb. 13, 2001**

(54) **COMPUTER PRODUCT**

D. 386,155 \* 11/1997 Coster ..... D14/349

(75) Inventors: **Mark Goldberg**, Lido Beach, NY  
(US); **Michael Sheppard**, Dayton, OH  
(US); **Anthony Orchard**, Wantagh, NY  
(US)

\* cited by examiner

*Primary Examiner*—Freda Nunn  
(74) *Attorney, Agent, or Firm*—Cobrin & Gittes

(73) Assignee: **Systemax Inc.**, Port Washington, NY  
(US)

(57) **CLAIM**

The ornamental design for a computer product, as shown and described.

(\*\*) Term: **14 Years**

**DESCRIPTION**

(21) Appl. No.: **29/121,777**

The computer product includes a face plate for a computer case. The computer case also includes a body secured to the face plate.

(22) Filed: **Apr. 13, 2000**

(51) **LOC (7) Cl.** ..... **14-02**

FIG. 1 is a top, front and right side perspective view of a computer product in accordance with a first embodiment of the invention;

(52) **U.S. Cl.** ..... **D14/349**

FIG. 2 is a front view thereof;

(58) **Field of Search** ..... D14/348-352;  
D13/162, 184, 199; 312/223.1, 223.2; 360/99.12;  
369/34, 36; 361/690-696

FIG. 3 is a right side view thereof;

FIG. 4 is a top plan view thereof;

(56) **References Cited**

**U.S. PATENT DOCUMENTS**

D. 337,758 \* 7/1993 Barbera et al. .... D14/352

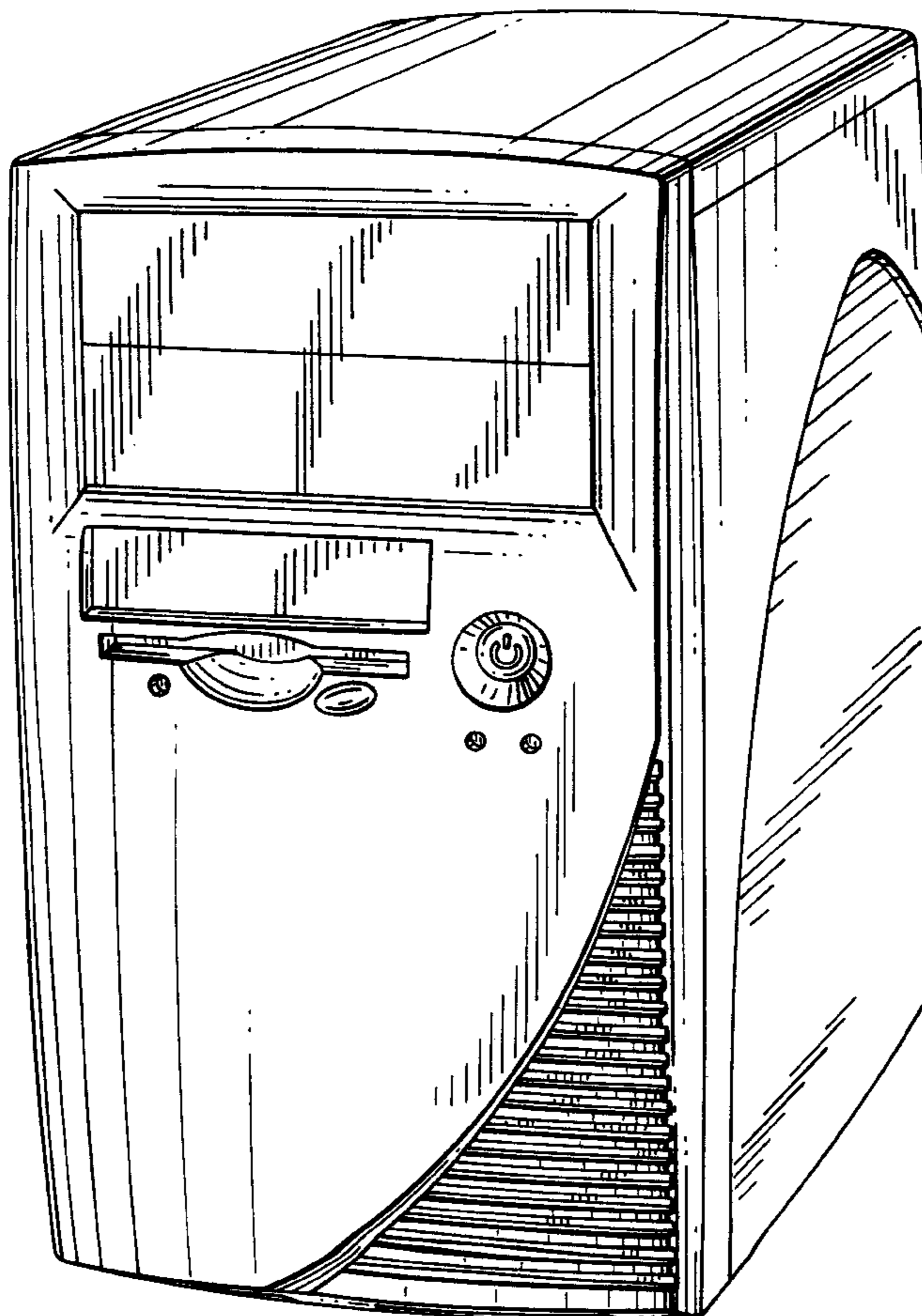
D. 385,259 \* 10/1997 Steinbugler ..... D14/351

FIG. 5 is a left side perspective view thereof;

FIG. 6 is a rear plan view thereof; and,

FIG. 7 is a bottom plan view thereof.

**1 Claim, 4 Drawing Sheets**



*FIG. 1*

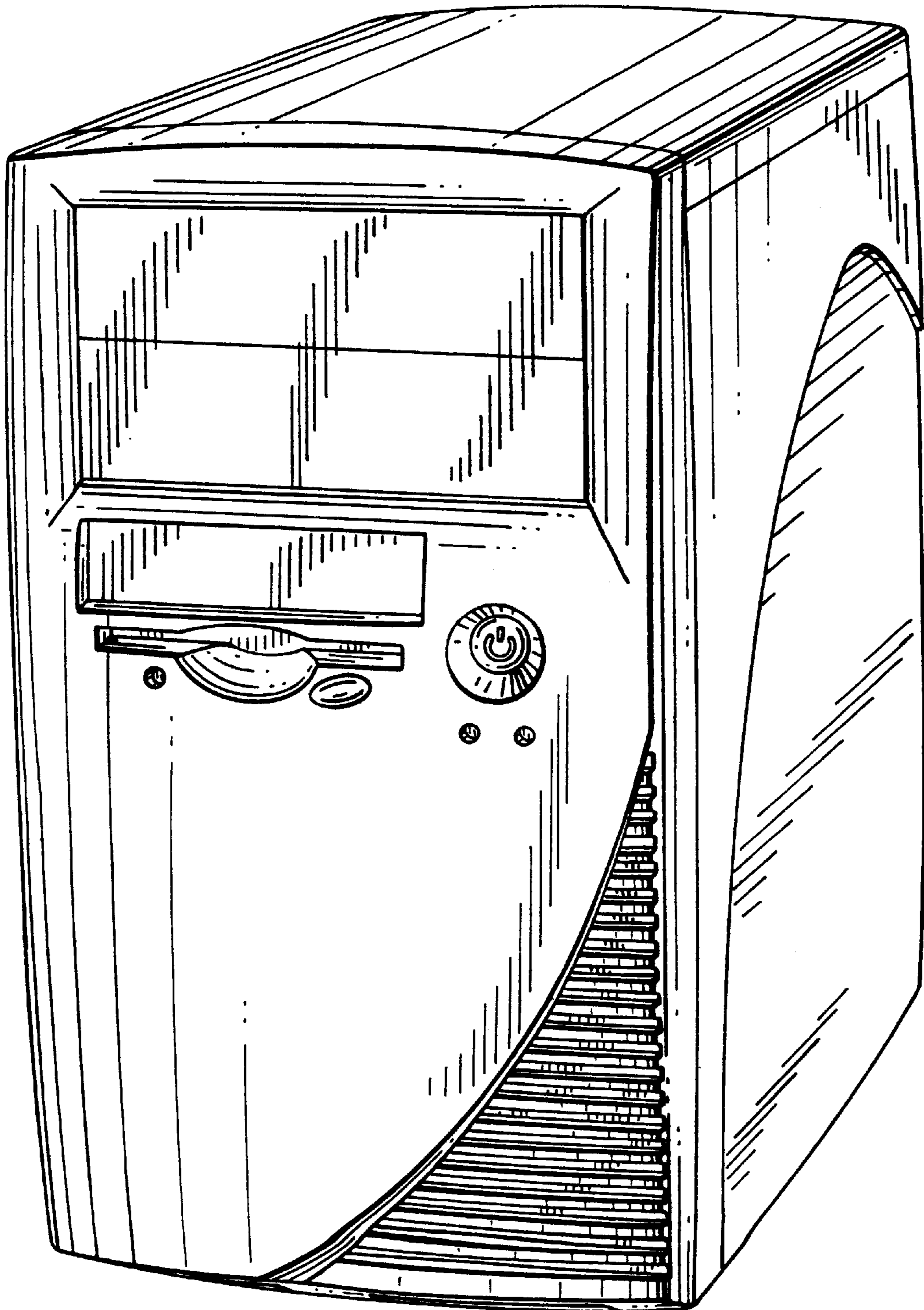


FIG. 3

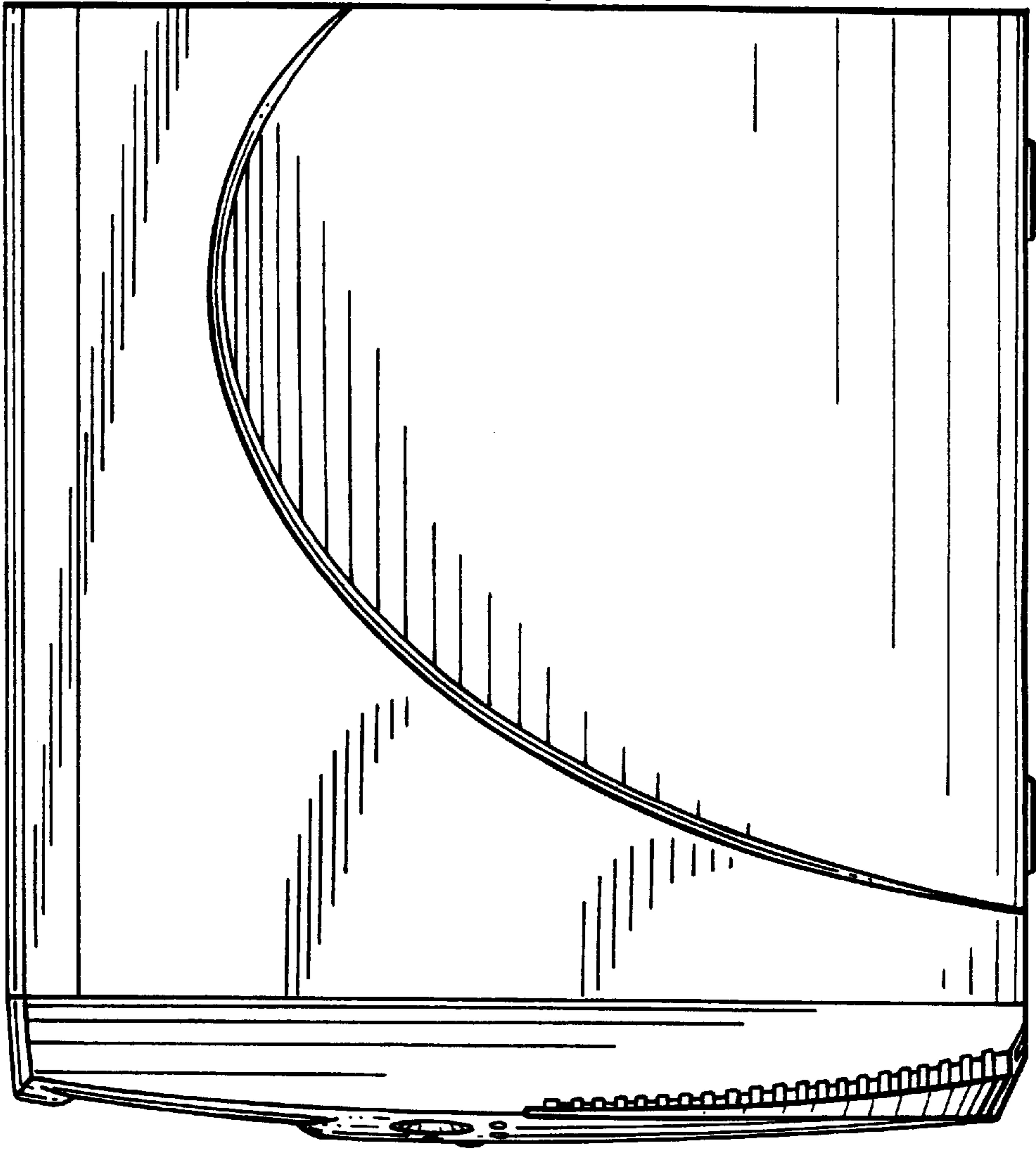


FIG. 2




FIG. 5





FIG. 4



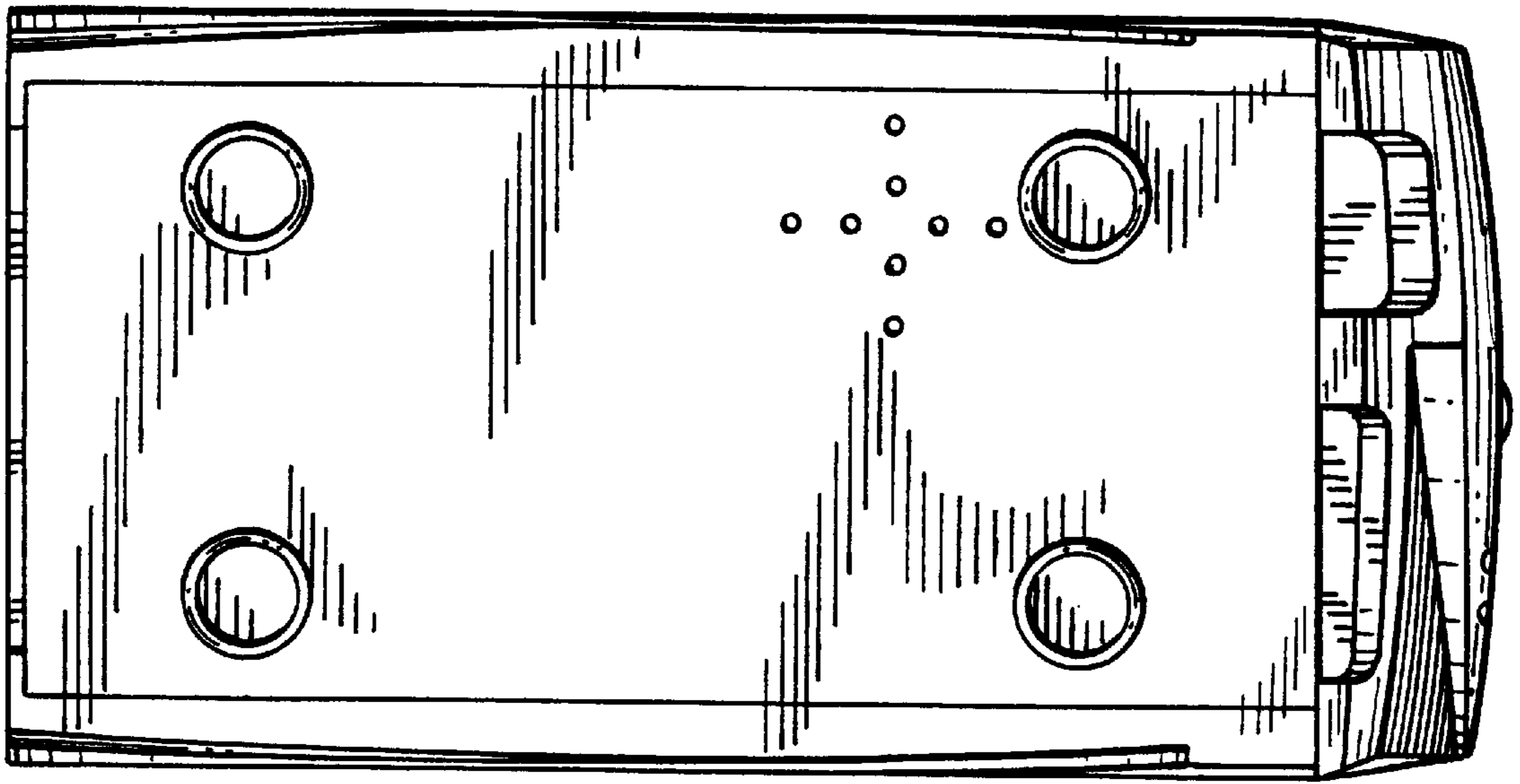


FIG. 7

FIG. 6

