



US00D437579S

(12) **United States Design Patent**  
**Toops et al.**

(10) **Patent No.:** **US D437,579 S**

(45) **Date of Patent:** **\*\* Feb. 13, 2001**

(54) **BATTERY PACK CASING**

5,259,786 11/1993 Huang .  
5,341,171 8/1994 Mori et al. .

(75) Inventors: **Kenneth E. Toops**, Gainesville, FL  
(US); **Leonardo Aldana**, Chih. (MX)

(List continued on next page.)

(73) Assignee: **Eveready Battery Company, Inc.**, St.  
Louis, MO (US)

**FOREIGN PATENT DOCUMENTS**

(\*\*) Term: **14 Years**

9112374 2/1992 (DE) .  
0480706 4/1992 (EP) .  
0559573 9/1993 (EP) .  
0572327 12/1993 (EP) .  
1487604 10/1977 (GB) .  
59-167098 9/1984 (JP) .  
63-259961 10/1988 (JP) .  
1243370 9/1989 (JP) .  
4127075 4/1992 (JP) .  
402095 10/1973 (SU) .  
9211679 7/1992 (WO) .

(21) Appl. No.: **29/101,847**

(22) Filed: **Mar. 12, 1999**

(51) **LOC (7) Cl.** ..... **13-02**

(52) **U.S. Cl.** ..... **D13/103**

(58) **Field of Search** ..... D13/103, 119;  
429/96-100, 159, 163, 174

*Primary Examiner*—Joel Sincavage

(74) *Attorney, Agent, or Firm*—Linda Gebauer

(56) **References Cited**

(57) **CLAIM**

**U.S. PATENT DOCUMENTS**

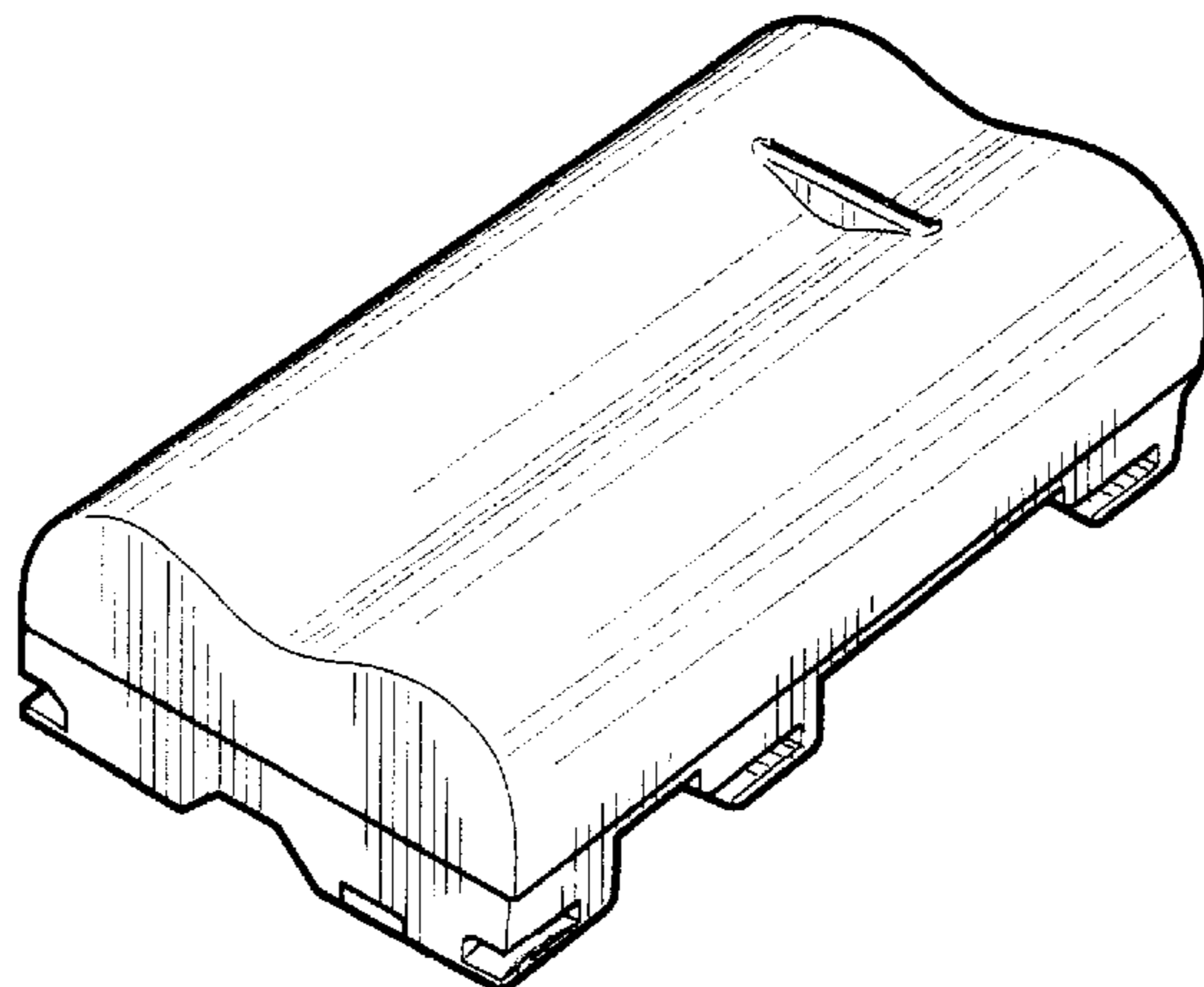
The ornamental design for a battery pack casing, as shown and described.

D. 225,109	*	11/1972	Flidor	.....	D13/119
D. 305,639		1/1990	Miki et al.	.	
D. 356,776		3/1995	Yoshii	.	
D. 362,424	*	9/1995	Sumita et al.	.....	D13/103
D. 390,187	*	2/1998	Urvoy	.....	D13/103
D. 400,494	*	11/1998	Blase	.....	D13/103
D. 417,860	*	12/1999	Lau	.....	D13/103
2,225,460		12/1940	Porth	.	
2,266,686		12/1941	Emanuel	.	
4,123,598		10/1978	Hammel	.	
4,315,364		2/1982	Leffingwell	.	
4,455,523		6/1984	Koenck	.	
4,530,034		7/1985	Kawarada	.	
4,576,880		3/1986	Verdier et al.	.	
4,737,420		4/1988	Ikeda et al.	.	
4,943,498		7/1990	Cooper et al.	.	
4,965,148	*	10/1990	Daio et al.	.....	429/159
4,969,206		11/1990	Desrochers	.	
4,997,731		3/1991	Machida et al.	.	
5,132,800		7/1992	Wada et al.	.	
5,151,727		9/1992	Sasaki	.	
5,183,714		2/1993	Mitsui et al.	.	
5,208,116		5/1993	Joh	.	
5,227,262		7/1993	Ozer	.	
5,248,927		9/1993	Takei et al.	.	

**DESCRIPTION**

FIG. 1 is a perspective view showing the front, top, and a first side of the battery pack of the present invention;  
FIG. 2 is a perspective view showing the bottom, front, and a second side of the battery pack casing of the present invention;  
FIG. 3 is a view of the front of the battery pack casing of the present invention;  
FIG. 4 is a view of the rear of the battery pack casing of the present invention;  
FIG. 5 is a view of the top of the battery pack casing according to the present invention;  
FIG. 6 is a view of the bottom of the battery pack casing according to the present invention;  
FIG. 7 is a view showing the first side of the battery pack casing of the present invention; and,  
FIG. 8 is a view showing the second side of the battery pack casing according to the present invention.

**1 Claim, 2 Drawing Sheets**



# US D437,579 S

Page 2

---

## U.S. PATENT DOCUMENTS

5,399,446	3/1995	Takahashi .	5,602,454	2/1997	Arakawa et al. .
5,415,947	5/1995	Mitsui et al. .	5,672,441	9/1997	Akoi et al. .
5,437,938	8/1995	Mitsui et al. .	5,680,027	10/1997	Hiratsuka et al. .
5,506,749	4/1996	Matsuda .	5,805,069	9/1998	Mitsui et al. .

\* cited by examiner

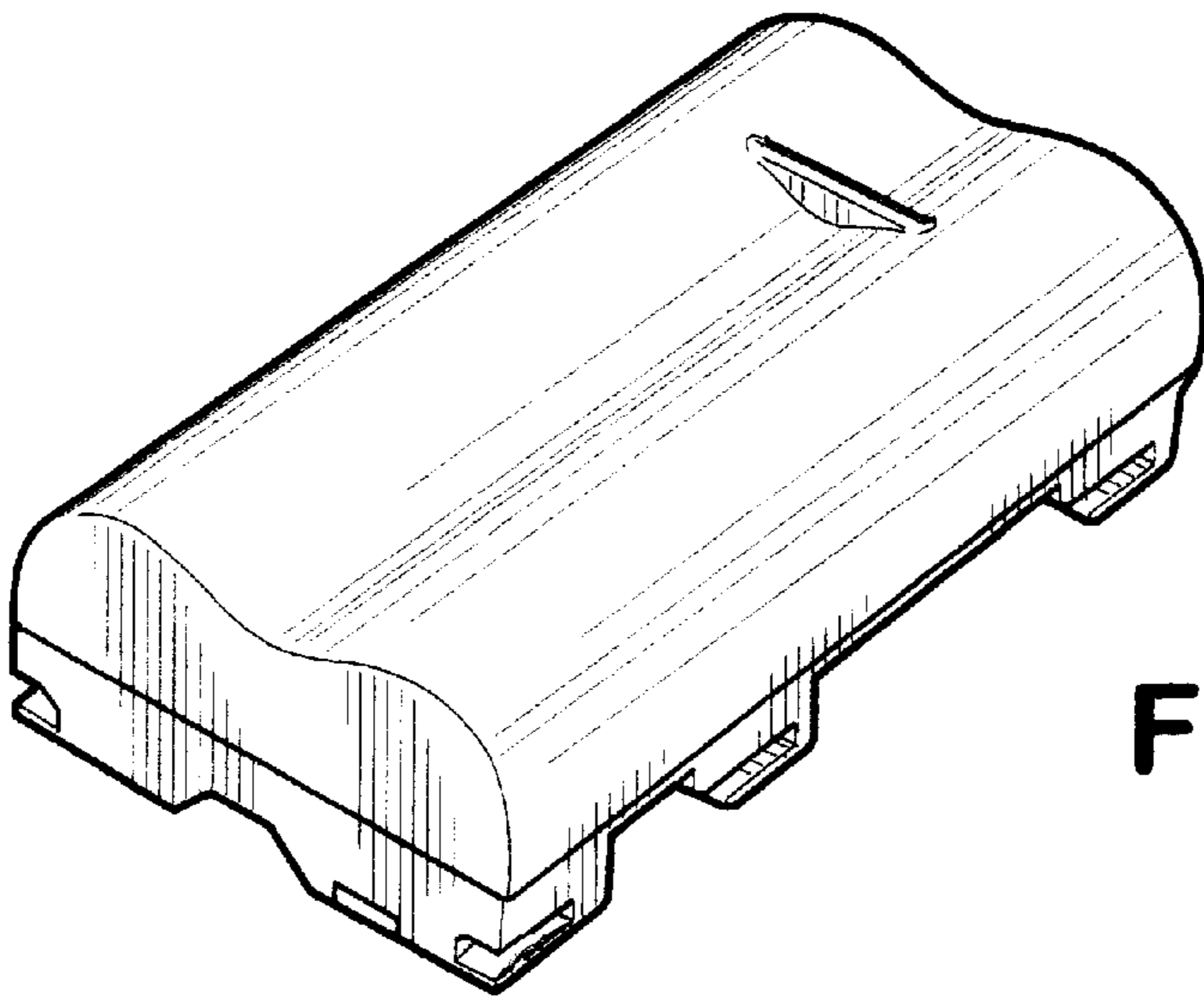


Fig. 1

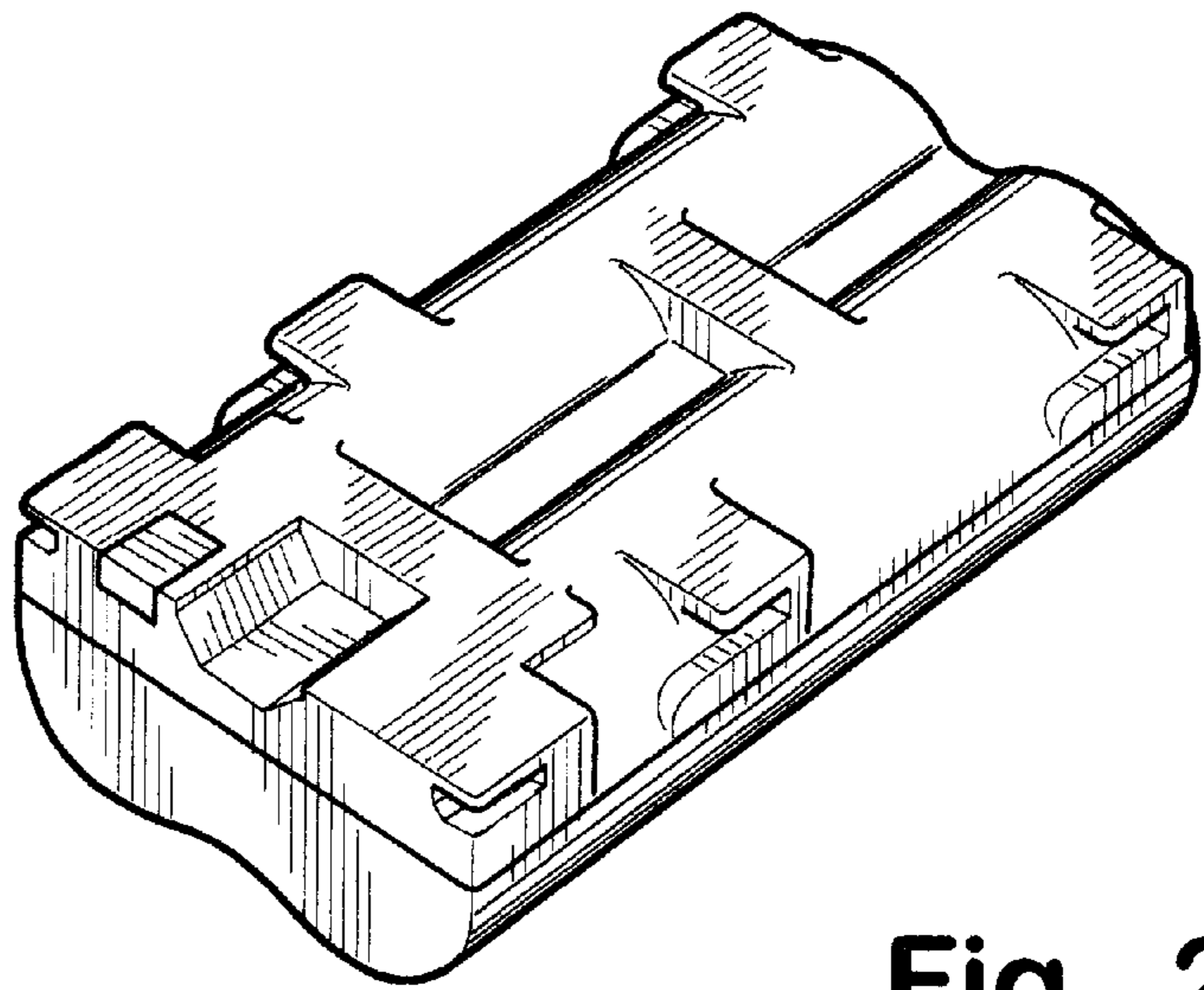


Fig. 2

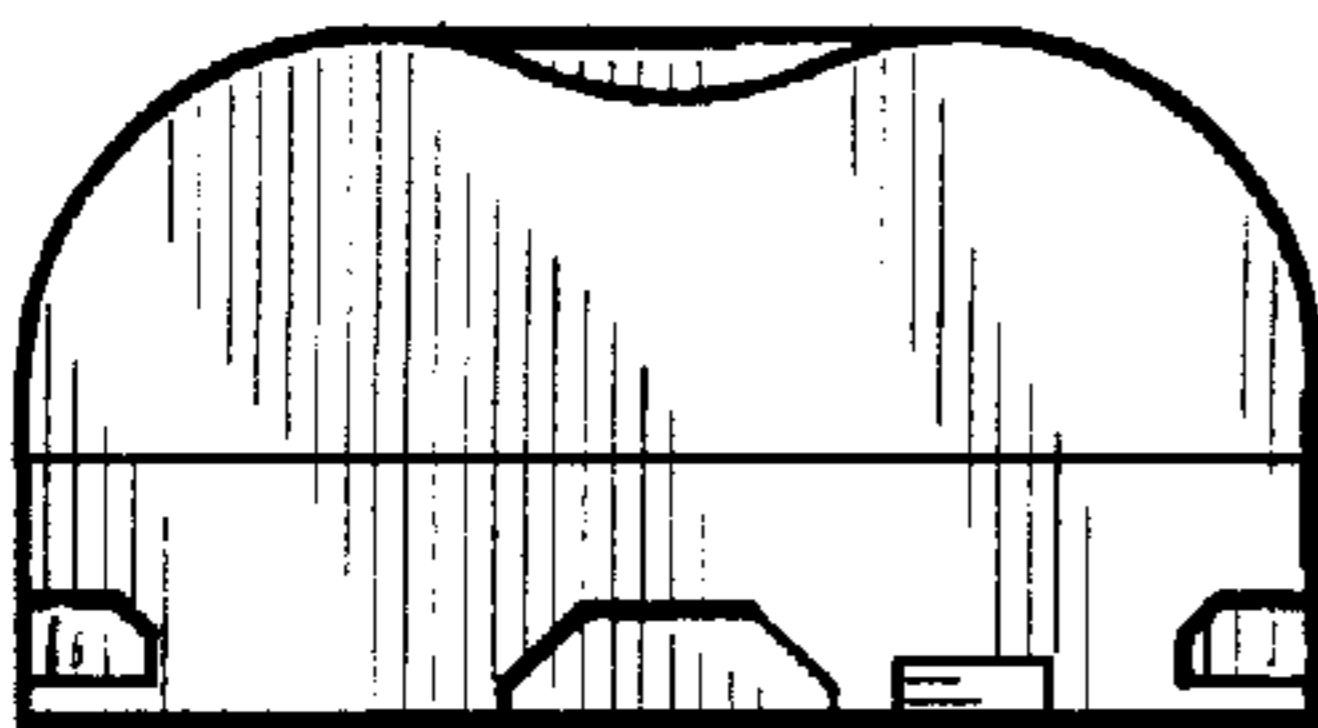


Fig. 3

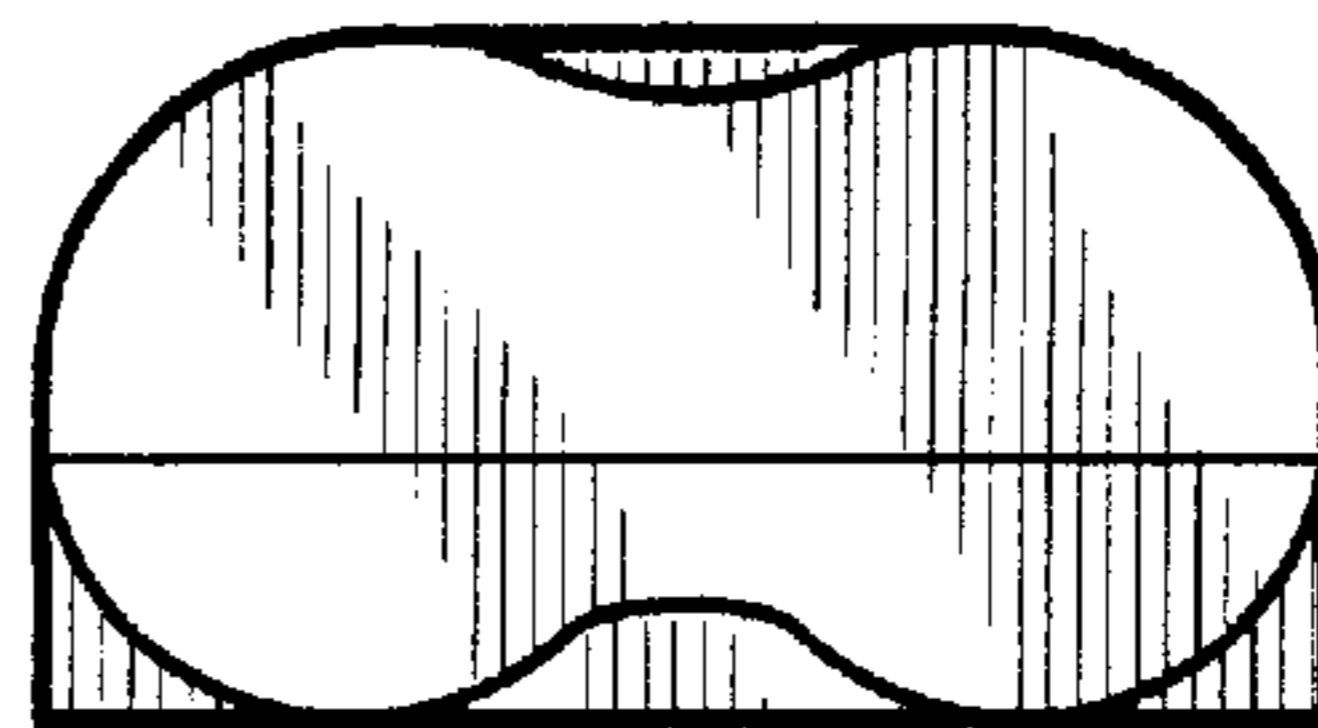


Fig. 4

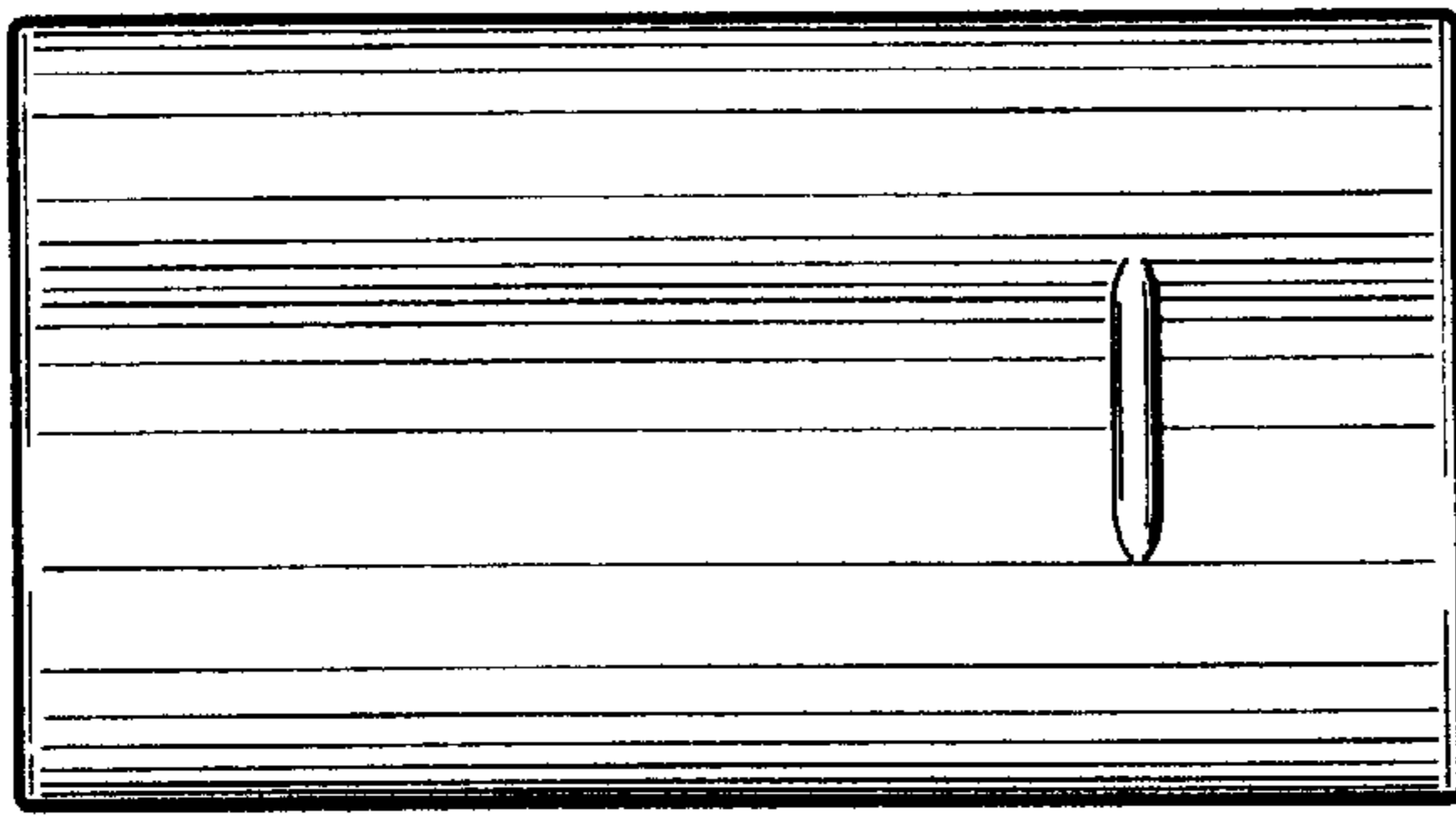


Fig. 5

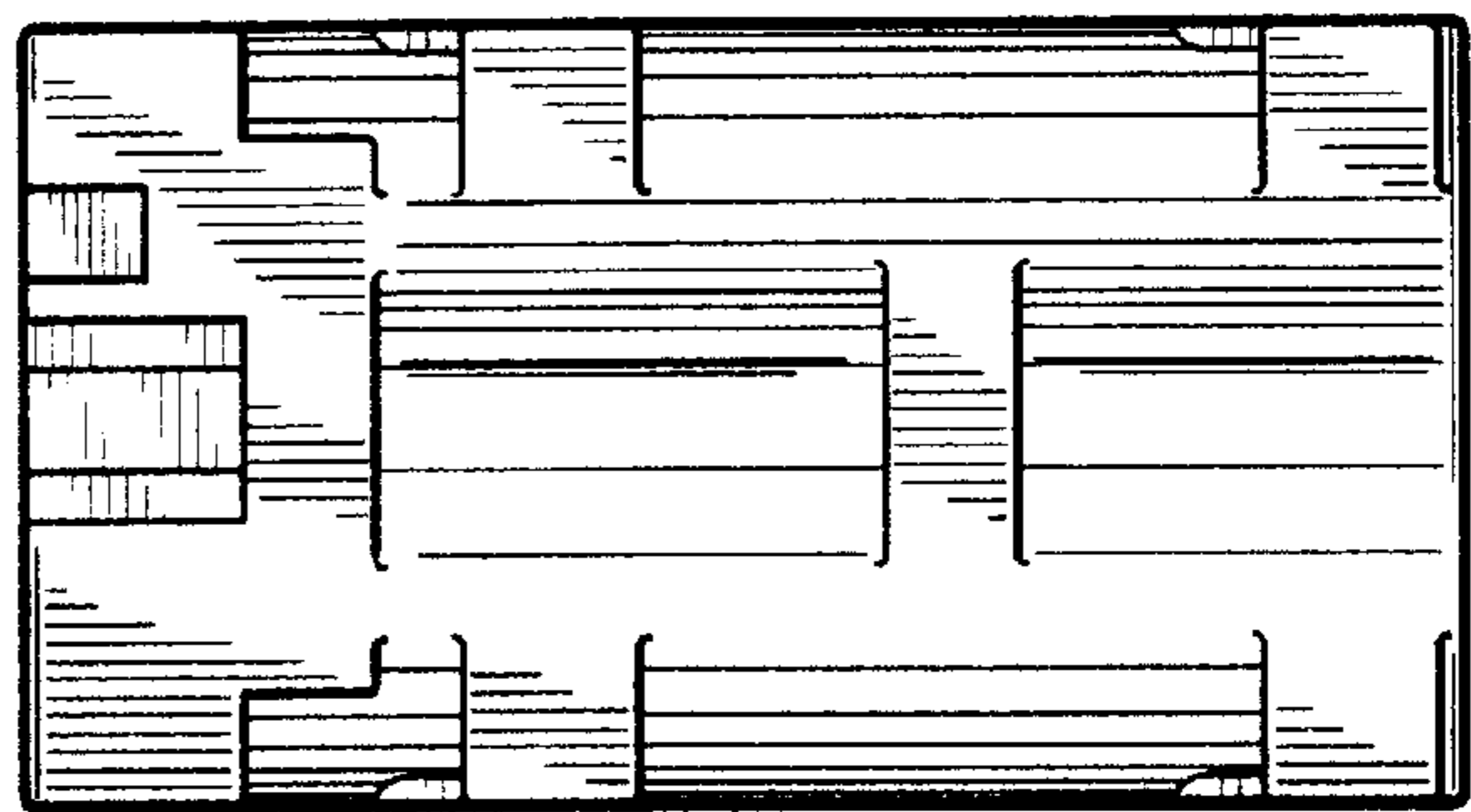


Fig. 6

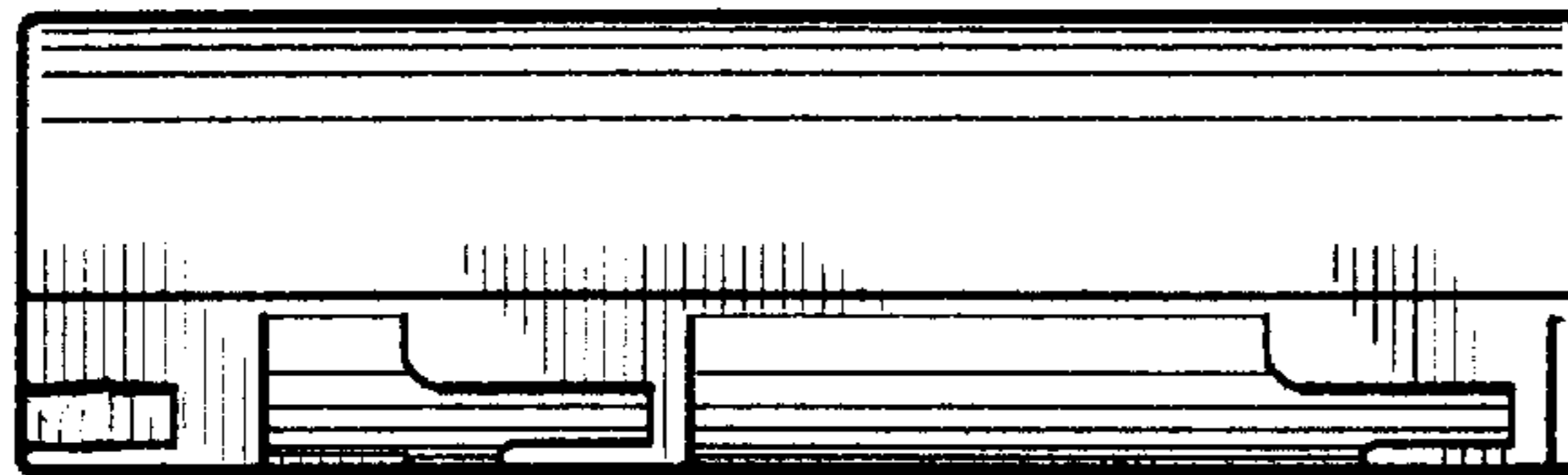


Fig. 7

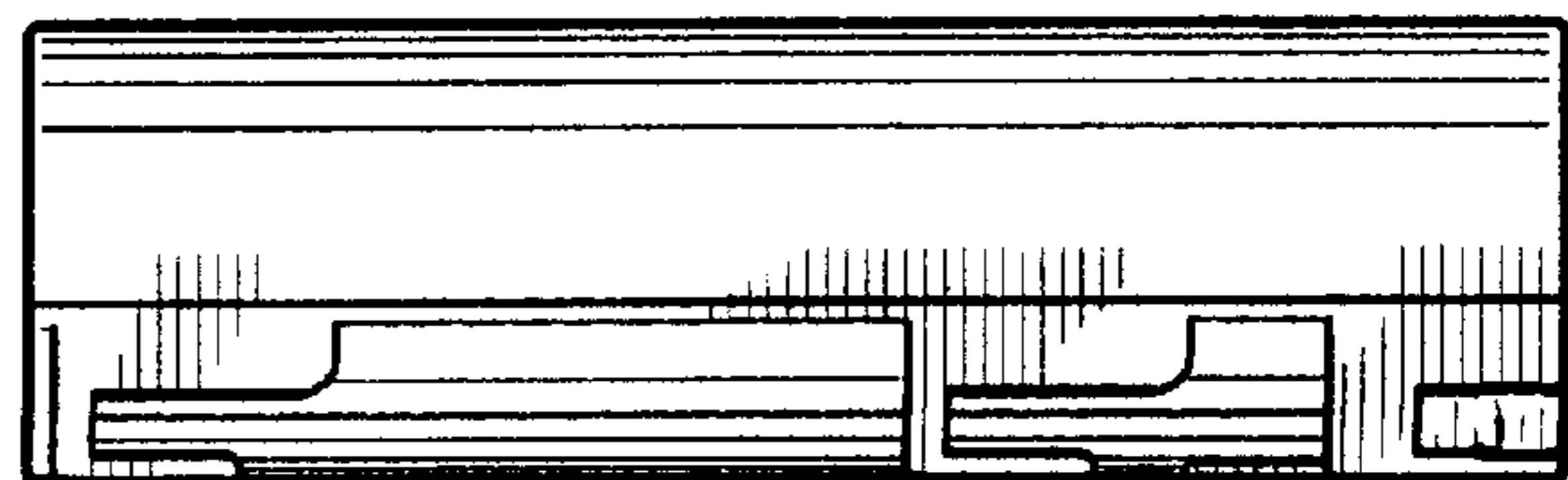


Fig. 8