



US00D437575S

(12) **United States Design Patent**
Tamashima et al.

(10) **Patent No.:** **US D437,575 S**

(45) **Date of Patent:** **** Feb. 13, 2001**

(54) **INSTRUMENT PANEL FOR AN OFF-ROAD VEHICLE**

(75) Inventors: **Teruyasu Tamashima, Akashi; Kaoru Kouchi, Kakogawa, both of (JP)**

(73) Assignee: **Kawasaki Jukogyo Kabushiki Kaisha, Kobe (JP)**

(**) Term: **14 Years**

(21) Appl. No.: **29/115,918**

(22) Filed: **Dec. 22, 1999**

(30) **Foreign Application Priority Data**

Jun. 24, 1999 (JP) 11-016737

(51) **LOC (7) Cl.** **12-16**

(52) **U.S. Cl.** **D12/192**

(58) **Field of Search** D12/192, 400, D12/415; D14/100, 113-114, 126, 257; D10/98, 125, 104; 180/90; 280/750-752, 770, DIG. 5; 296/70, 190-191

(56) **References Cited**

U.S. PATENT DOCUMENTS

- D. 277,176 * 1/1985 Komuro D12/192
- D. 293,777 * 1/1988 Flowers D12/192
- D. 307,127 * 4/1990 Simons et al. D12/192

- D. 354,494 * 1/1995 Schumaker et al. D12/192
- D. 357,879 * 5/1995 Ueda D10/98
- D. 360,151 * 7/1995 Kim et al. D12/192 X
- D. 361,729 * 8/1995 Tsushi D10/98
- D. 363,085 * 10/1995 Cameron D14/113 X
- D. 384,341 * 9/1997 Hoffman et al. D14/114
- D. 394,017 * 5/1998 Liao et al. D12/192 X
- D. 394,626 * 5/1998 Sacco et al. D12/192
- D. 412,157 * 7/1999 Stevenson D12/192 X
- D. 413,294 * 8/1999 Lagaay D12/192

* cited by examiner

Primary Examiner—Stacia Cadmus

(74) *Attorney, Agent, or Firm*—Marshall, O'Toole, Gerstein, Murray & Borun

(57) **CLAIM**

The ornamental design for an instrument panel for an off-road vehicle, as shown and described.

DESCRIPTION

FIG. 1 is a front elevational view of an instrument panel for an off-road vehicle showing our new design; FIG. 2 is a top plan view thereof; FIG. 3 is a left side elevational view thereof; FIG. 4 is a right side elevational view thereof; FIG. 5 is a rear elevational view thereof; and, FIG. 6 is a bottom plan view thereof.

1 Claim, 3 Drawing Sheets

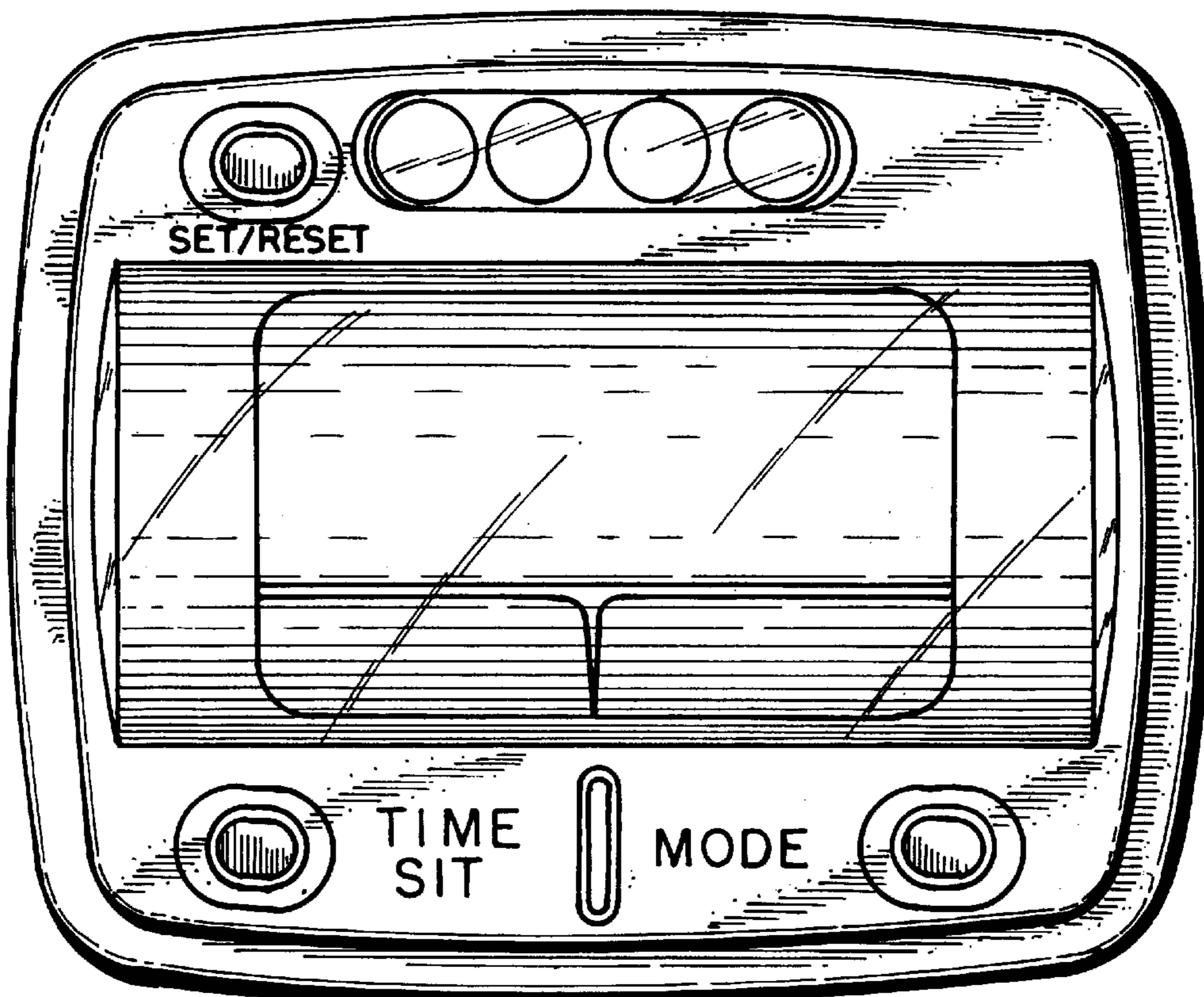


FIG. 1

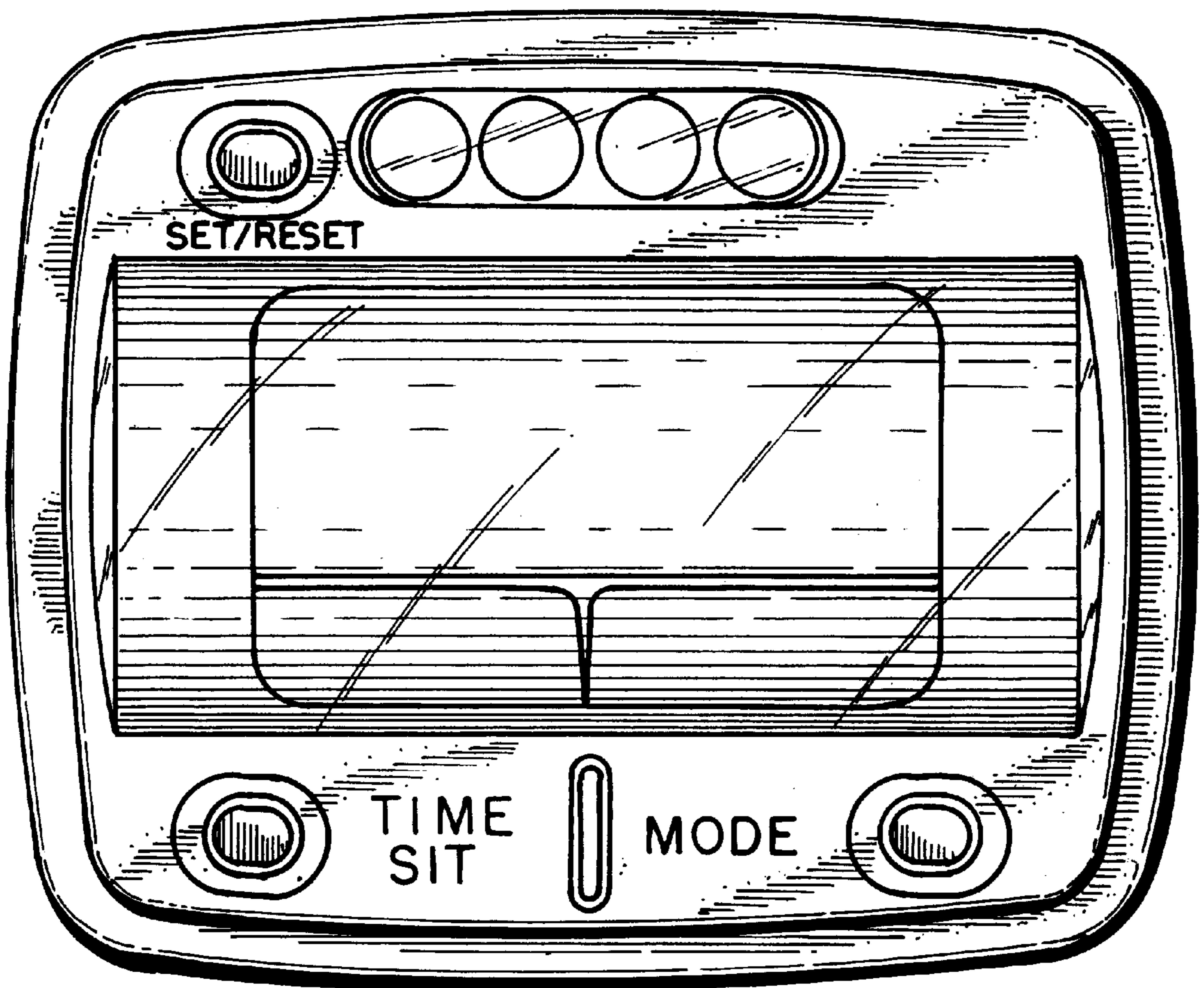


FIG.2

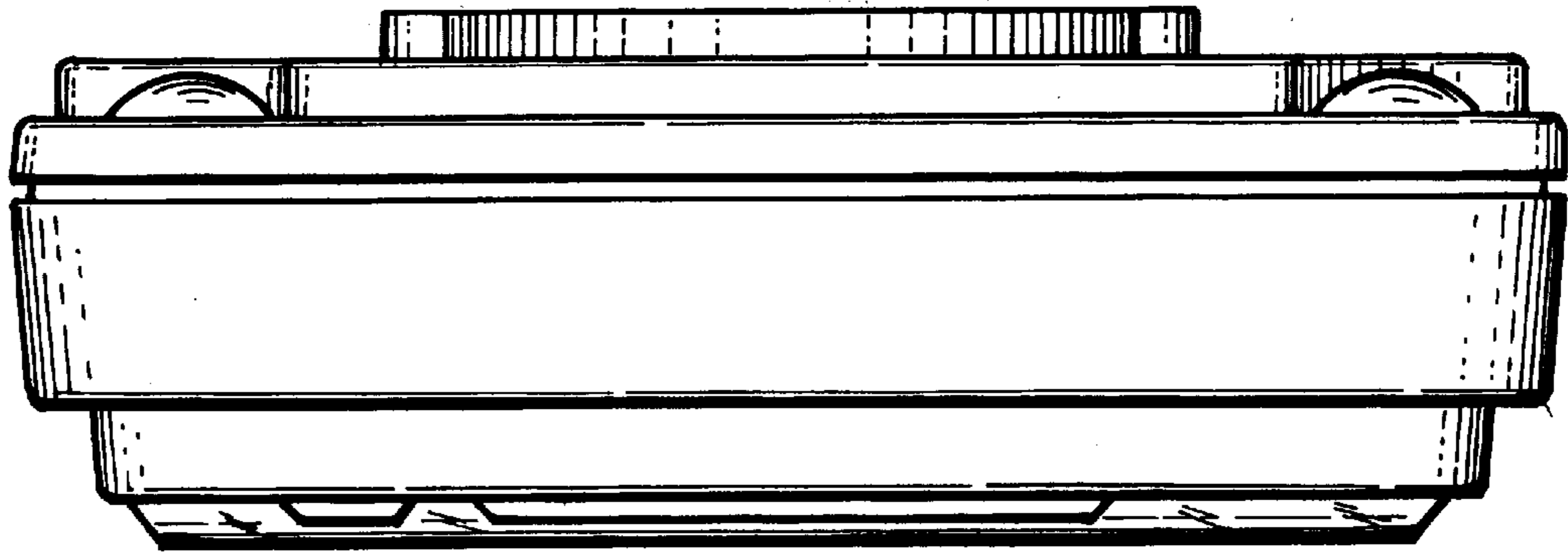


FIG.3

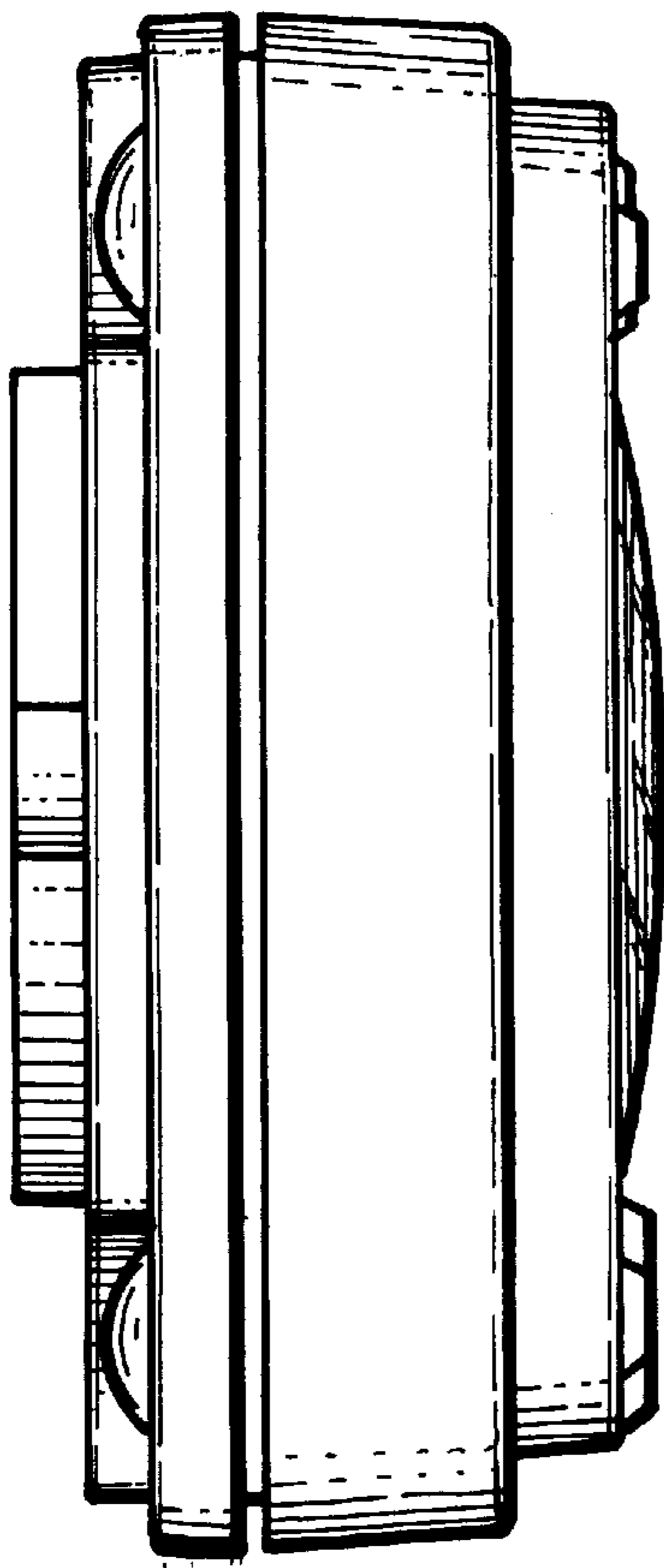


FIG.4

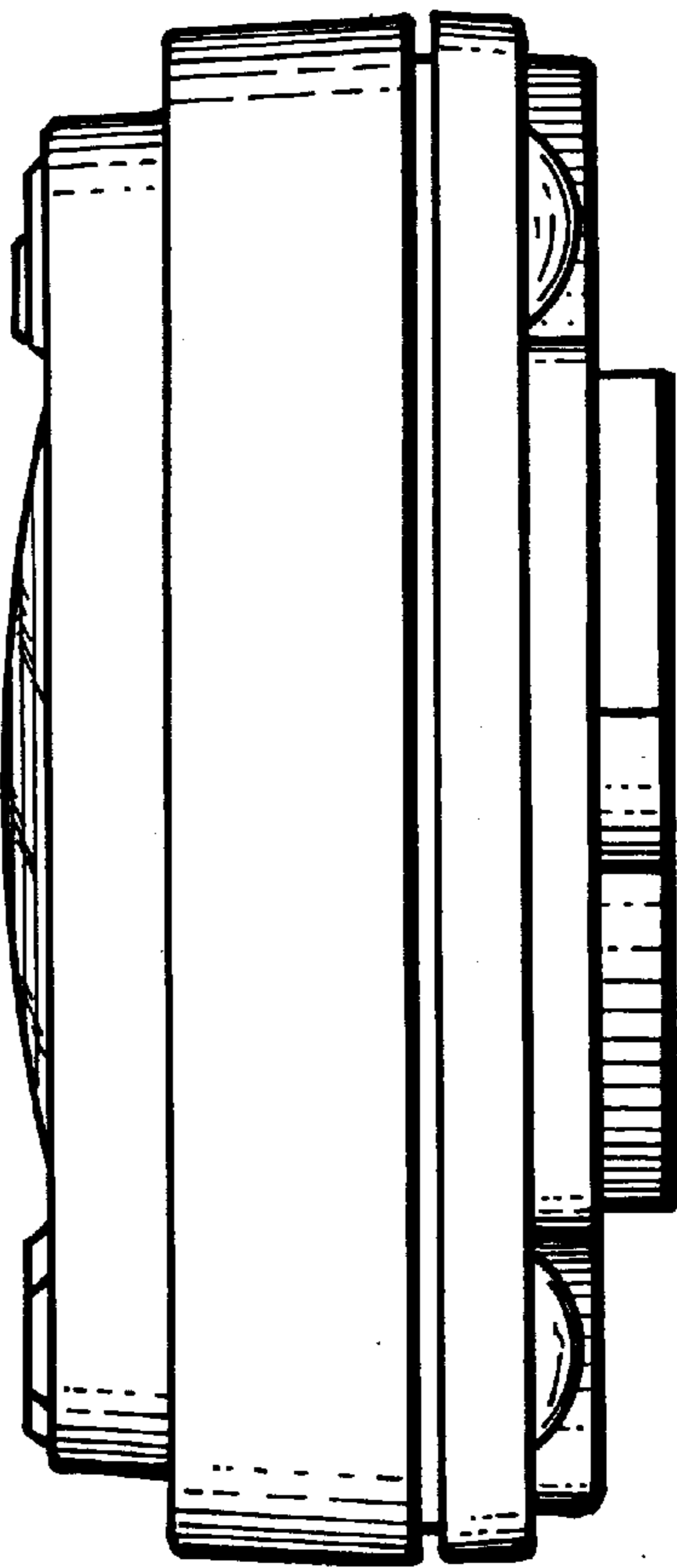


FIG. 5

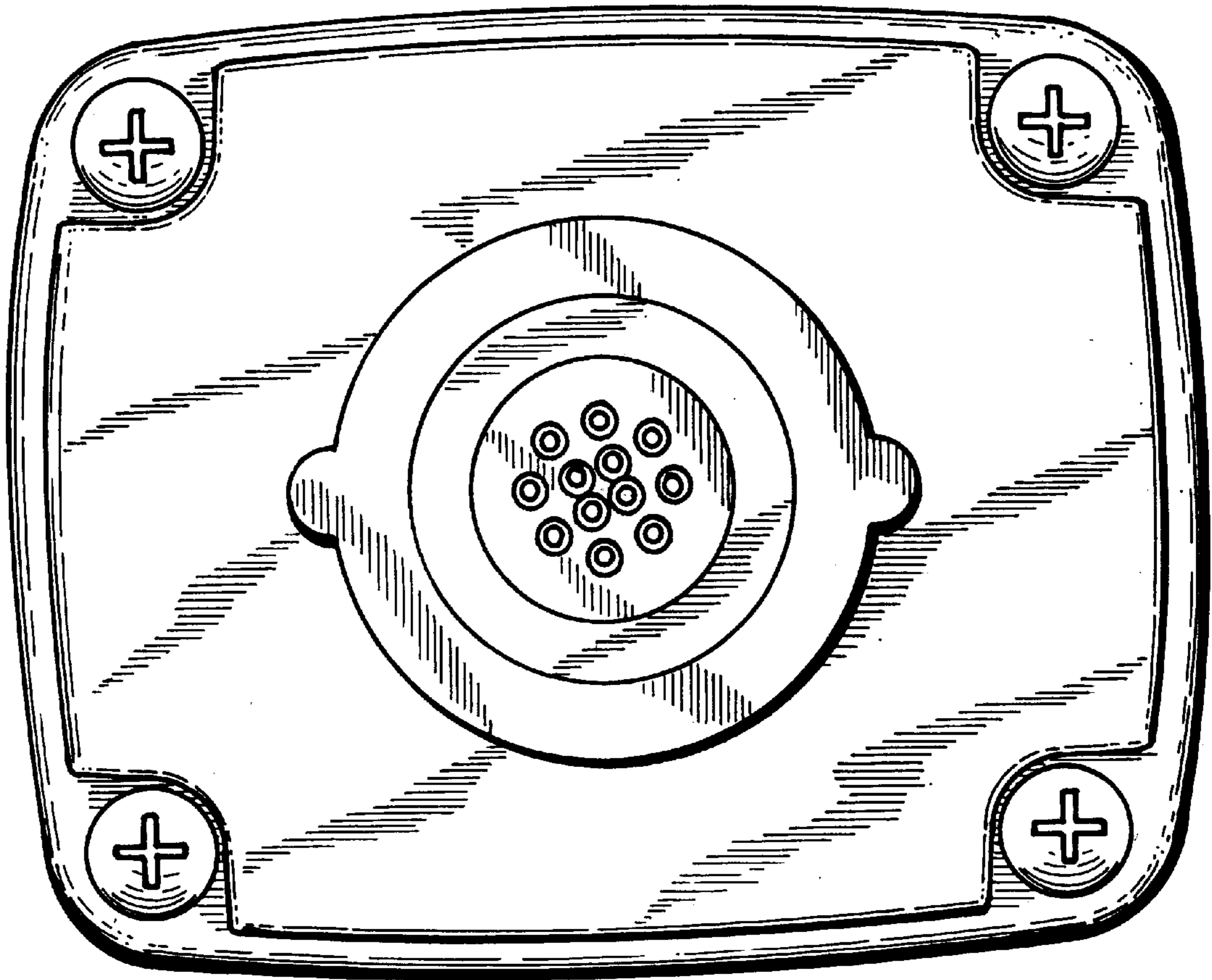


FIG. 6

