



US00D437562S

(12) **United States Design Patent**  
**Andrieu**

(10) **Patent No.:** **US D437,562 S**

(45) **Date of Patent:** **\*\* Feb. 13, 2001**

(54) **WEIGHING SCALE FOR PERSONAL USE**

D. 377,617 \* 1/1997 Gerstner et al. .... D10/92  
D. 419,471 \* 12/2000 Figur ..... D10/92

(75) Inventor: **Louis Andrieu**, Sales (FR)

\* cited by examiner

(73) Assignee: **Tefal S.A.**, Rumilly (FR)

*Primary Examiner*—Antoine Duval Davis

(\*\*) Term: **14 Years**

(74) *Attorney, Agent, or Firm*—Young & Thompson

(21) Appl. No.: **29/120,842**

(57) **CLAIM**

(22) Filed: **Mar. 28, 2000**

The ornamental design for a weighing scale for personal use,  
as shown and described.

(30) **Foreign Application Priority Data**

**DESCRIPTION**

Sep. 28, 1999 (FR) ..... 99 5949

FIG. 1 is a top, front and side perspective view of a weighing  
scale for personal use, showing my new design;

(51) **LOC (7) Cl.** ..... **10-04**

FIG. 2 is a front elevational view thereof;

(52) **U.S. Cl.** ..... **D10/92**

FIG. 3 is a side elevational view thereof from the right of  
FIG. 2, the side opposite that shown in FIG. 3 being the  
mirror image thereof;

(58) **Field of Search** ..... D10/92; 177/238,  
177/239, 240-243

FIG. 4 is a rear elevational view thereof;

(56) **References Cited**


FIG. 5 is a top plan view thereof; and,

**U.S. PATENT DOCUMENTS**

FIG. 6 is a bottom plan view thereof.

D. 376,551 \* 12/1996 O'Neil ..... D10/92

**1 Claim, 2 Drawing Sheets**






FIG. 1

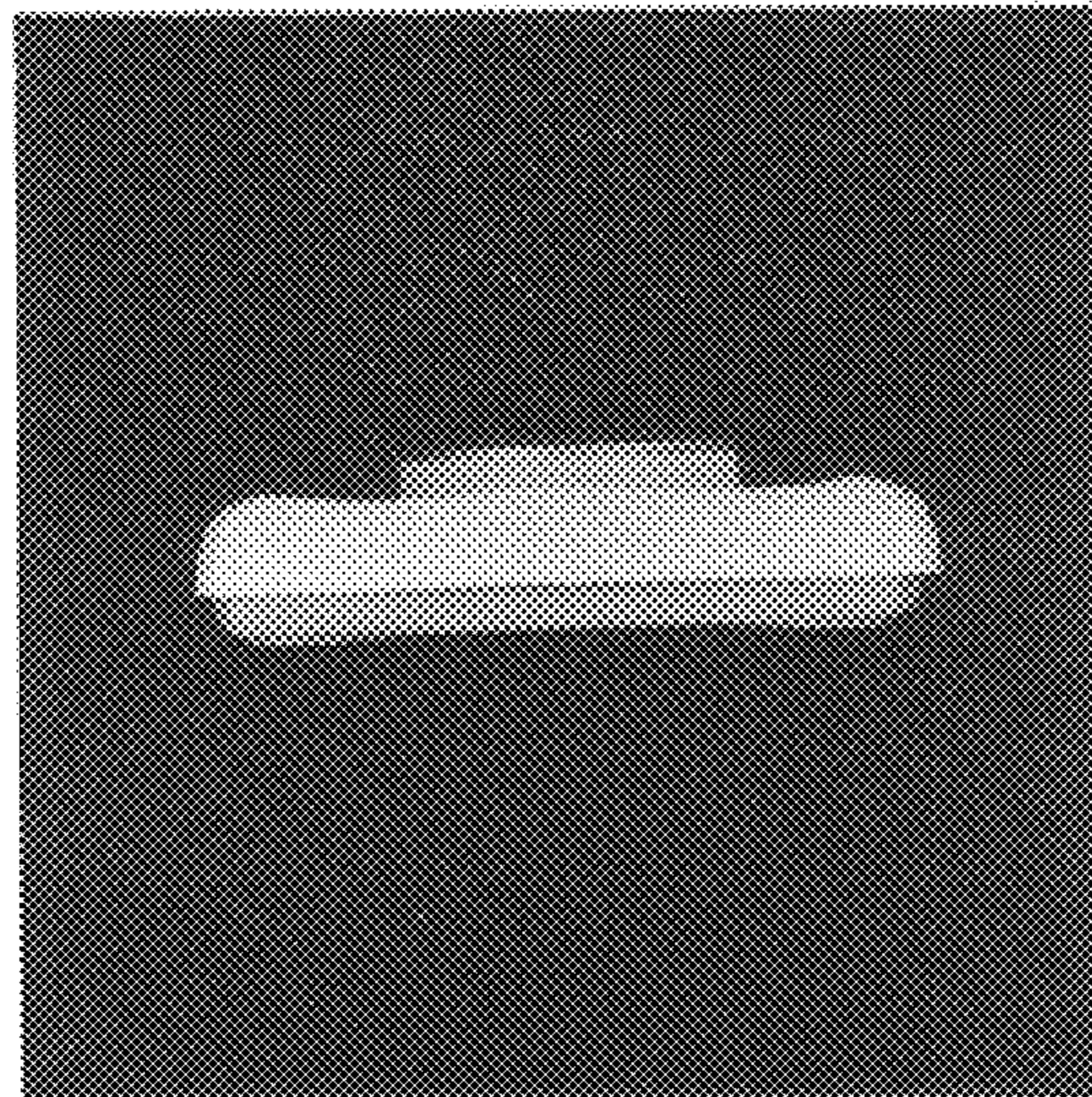


FIG. 2




FIG. 3




FIG. 4




FIG. 5




FIG. 6