



US00D437550S

(12) **United States Design Patent**
Kato et al.

(10) **Patent No.:** **US D437,550 S**

(45) **Date of Patent:** **** Feb. 13, 2001**

(54) **SURFACE ORNAMENTATION ON A BOTTLE**

(75) Inventors: **Yoshio Kato**, Kawasaki; **Yoji Minakuchi**, Tokyo; **Yasuhiro Morimura**, Yamato, all of (JP)

(73) Assignee: **Sunitory Limited** (JP)

(**) Term: **14 Years**

(21) Appl. No.: **29/103,825**

(22) Filed: **Apr. 22, 1999**

(30) **Foreign Application Priority Data**

Nov. 6, 1998 (JP) 10-32157

(51) **LOC (7) Cl.** **09-01**

(52) **U.S. Cl.** **D9/310**

(58) **Field of Search** D9/307, 310, 318;
D11/238, 239, 157, 158, 149; D21/615;
206/457; 215/382-384, 400

(56) **References Cited**

U.S. PATENT DOCUMENTS

D. 75,019 * 5/1928 Fisher D21/615

D. 95,199 * 4/1935 Behr, Jr. D9/310
D. 96,780 * 9/1935 Sanders D9/318
D. 100,162 * 6/1936 MacI Grigor D9/318
D. 345,300 * 3/1994 Ricky et al. D9/310

* cited by examiner

Primary Examiner—Terry A. Wallace

(74) *Attorney, Agent, or Firm*—Hughes Hubbard & Reed LLP; Ronald Abramson; Peter A. Sullivan

(57) **CLAIM**

The ornamental design for a surface ornamentation on a bottle, as shown and described.

DESCRIPTION


FIG. 1 is a front elevational view of an embodiment of the bottle, wherein the bottle configuration and the cap are not claimed in this embodiment; the rear, left and right elevational views being a mirror image thereof;

FIG. 2 is a top plan view thereof; and,

FIG. 3 is a bottom plan view thereof.

The broken lines showing of the bottle configuration and the cap in FIGS. 1-3 are for illustrative purposes only and form no part of the claimed embodiment.

1 Claim, 2 Drawing Sheets






FIG. 1

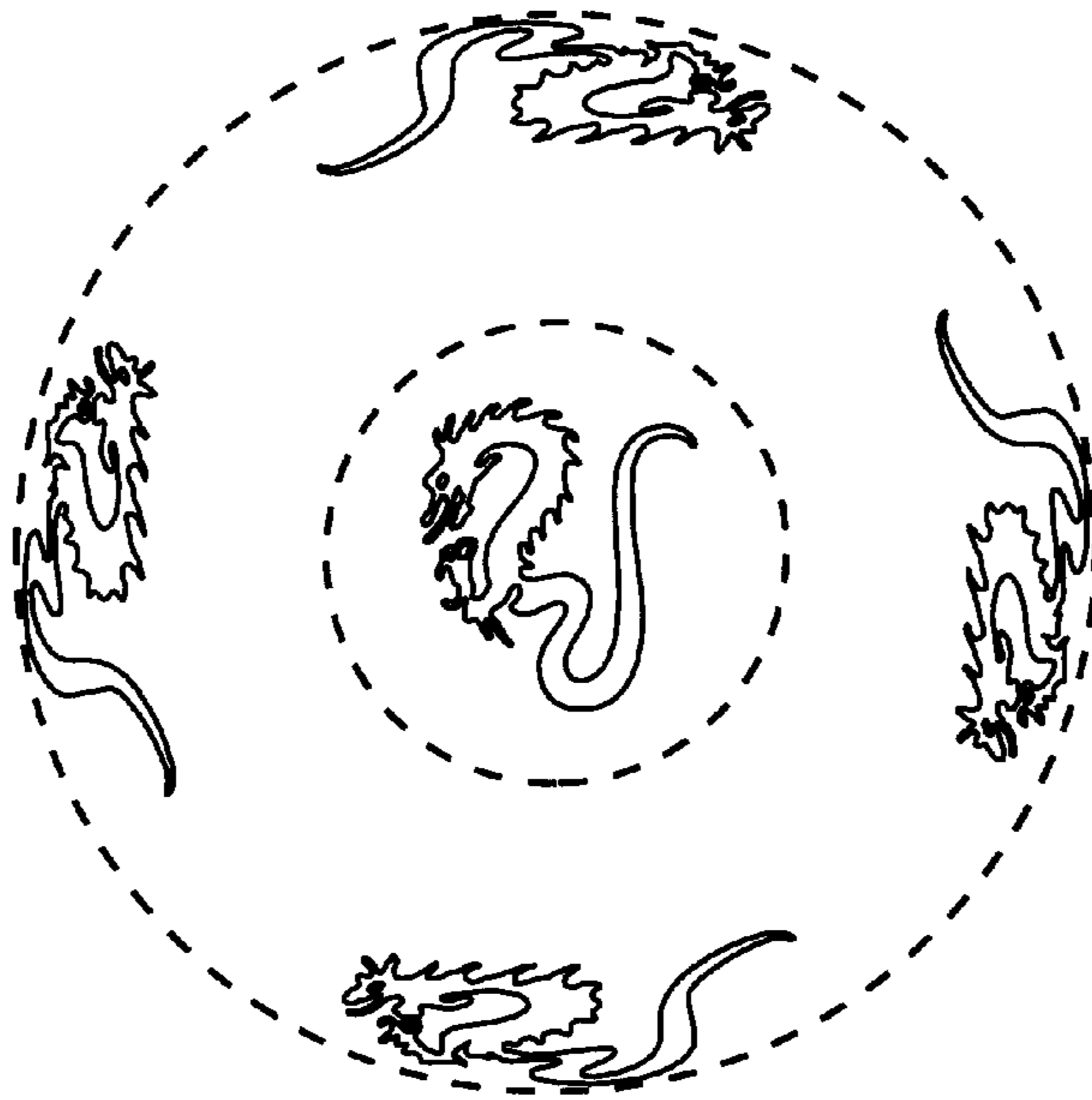


FIG. 2

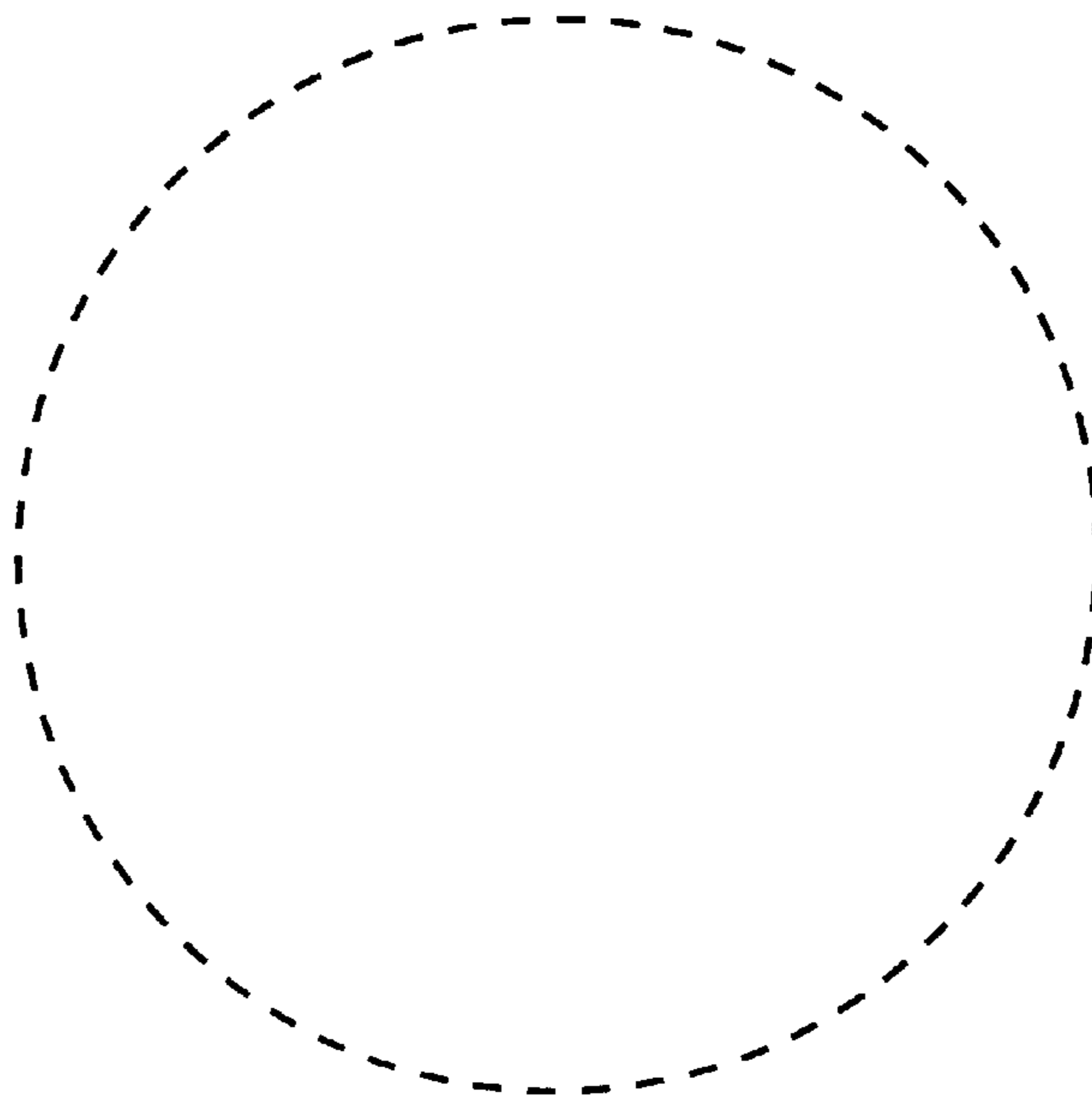


FIG. 3