



US00D437549S

(12) **United States Design Patent**
Berman

(10) **Patent No.:** **US D437,549 S**

(45) **Date of Patent:** **** Feb. 13, 2001**

(54) **FLEXIBLE BEVERAGE CONTAINER**

(75) Inventor: **Ronald H. Berman**, Long Beach, CA (US)

(73) Assignee: **Saddlesprings Beverage Co.**, Torrance, CA (US)

(**) Term: **14 Years**

(21) Appl. No.: **29/121,358**

(22) Filed: **Apr. 4, 2000**

(51) **LOC (7) Cl.** **09-05**

(52) **U.S. Cl.** **D9/305**

(58) **Field of Search** D9/305, 306; 222/92,
222/105, 107, 206, 215; 383/36, 61, 96,
97, 104, 106, 122

(56) **References Cited**

U.S. PATENT DOCUMENTS

D. 392,559	*	3/1998	Smith et al.	D9/306
D. 399,731	*	10/1998	Petzold	D9/305
D. 410,838		6/1999	Berman	D9/305
D. 412,665	*	8/1999	Smith et al.	D9/434
D. 419,435	*	1/2000	Bonfigli	D9/305
D. 420,900		8/1999	Berman	D9/305
D. 425,409	*	5/2000	Gilliam	D9/305
D. 425,410	*	5/2000	Berman	D9/305
D. 429,459	*	8/2000	Berman	D9/305
D. 430,794	*	9/2000	Parent-Inch	D9/305
4,837,849		6/1989	Erickson	383/104
4,886,373		12/1989	Corella	383/104
5,059,036	*	10/1991	Richison et al.	383/104 X
5,350,240		9/1994	Billman	383/104
5,699,909	*	12/1997	Foster	D9/305 X

OTHER PUBLICATIONS

Photocopy and sample of Capri Sun Beverage Container.
Photocopy and of Hi-C Beverage Container.
Three sheets of design patent applications drawings from the Coca-Cola company.

* cited by examiner

Primary Examiner—Cathron Brooks

(74) *Attorney, Agent, or Firm*—Stout, Uxa, Buyan & Mullins; Philip H. Haymond

(57) **CLAIM**

The ornamental design for the flexible beverage container, as shown and described.

DESCRIPTION

A portion of the disclosure of this patent document contains material which is subject to copyright protection. The copyright owner has no objection to the facsimile reproduction by anyone of the patent document or the patent disclosure, as it appears in the Patent and Trademark Office patent file or records, but otherwise reserves all copyright rights whatsoever.

FIG. 1 is a front perspective view of my design for a flexible beverage container.

FIG. 2 is a top view thereof.

FIG. 3 is a bottom view thereof.

FIG. 4 is a front elevational view thereof.

FIG. 5 is a right side elevational view thereof, the left side is identical; and,

FIG. 6 is a rear elevational view thereof.

1 Claim, 2 Drawing Sheets

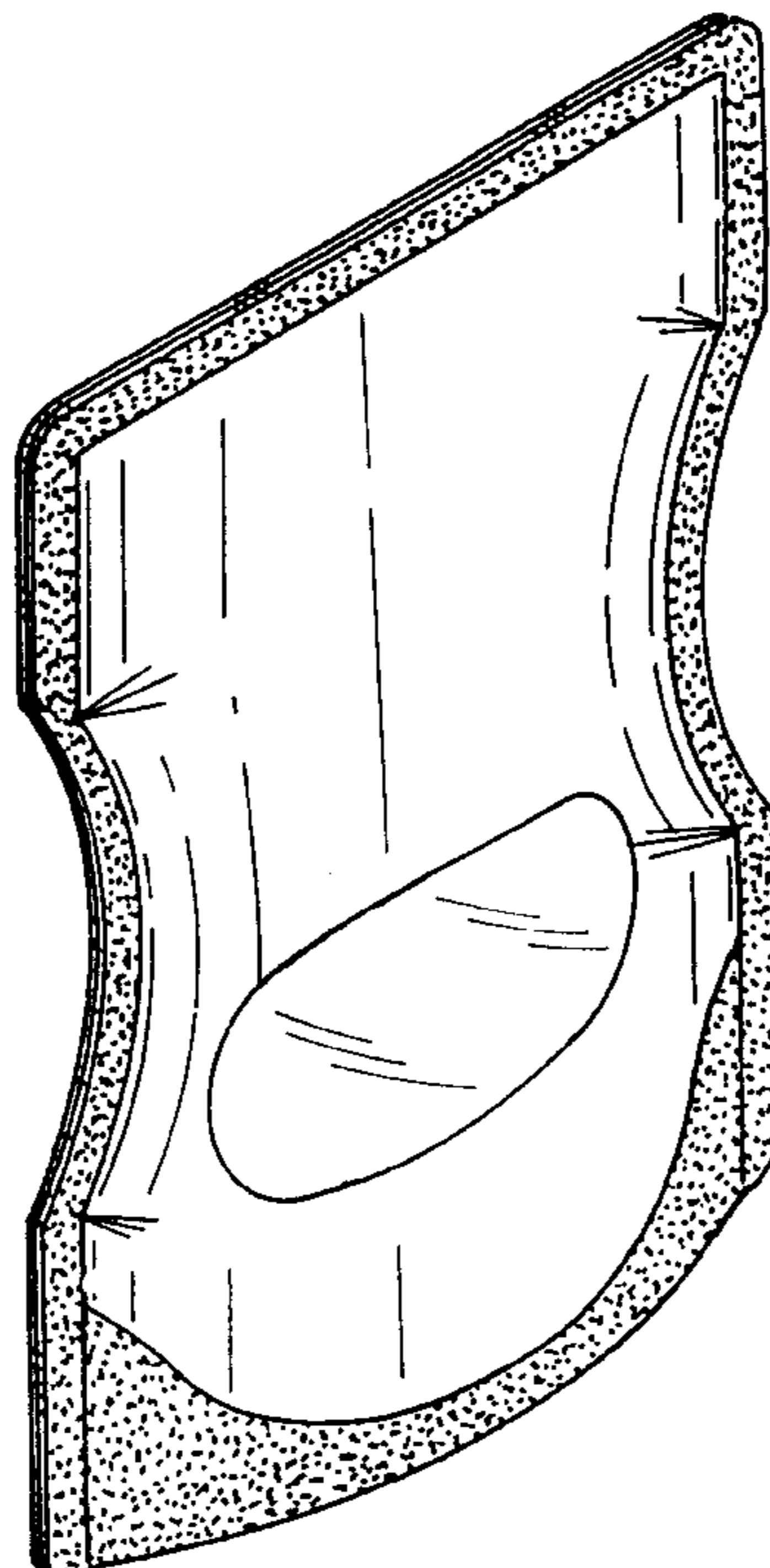


FIG. 1

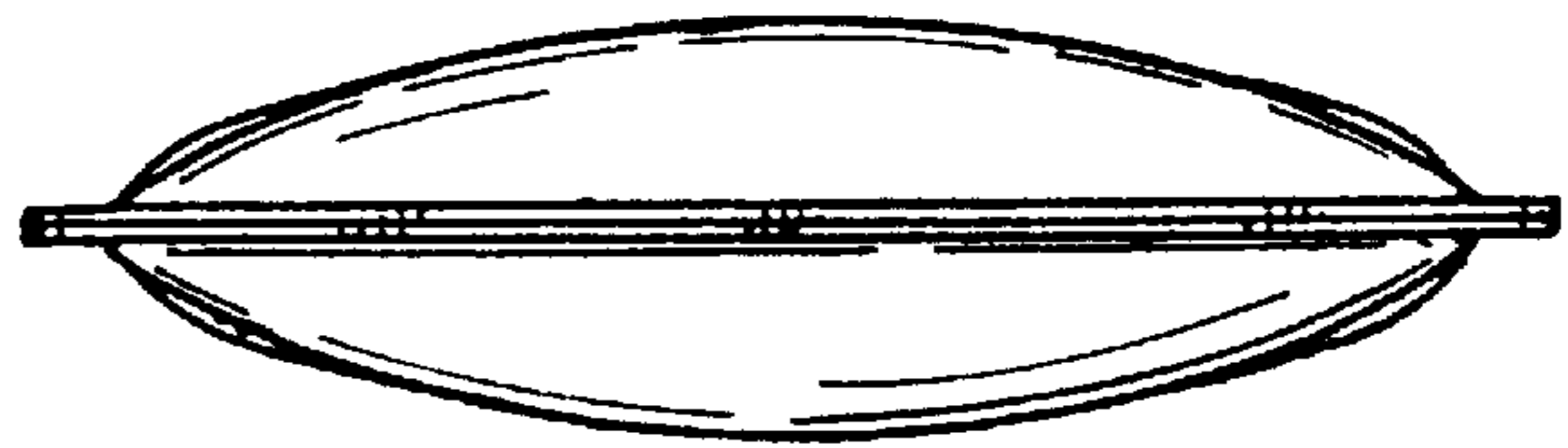
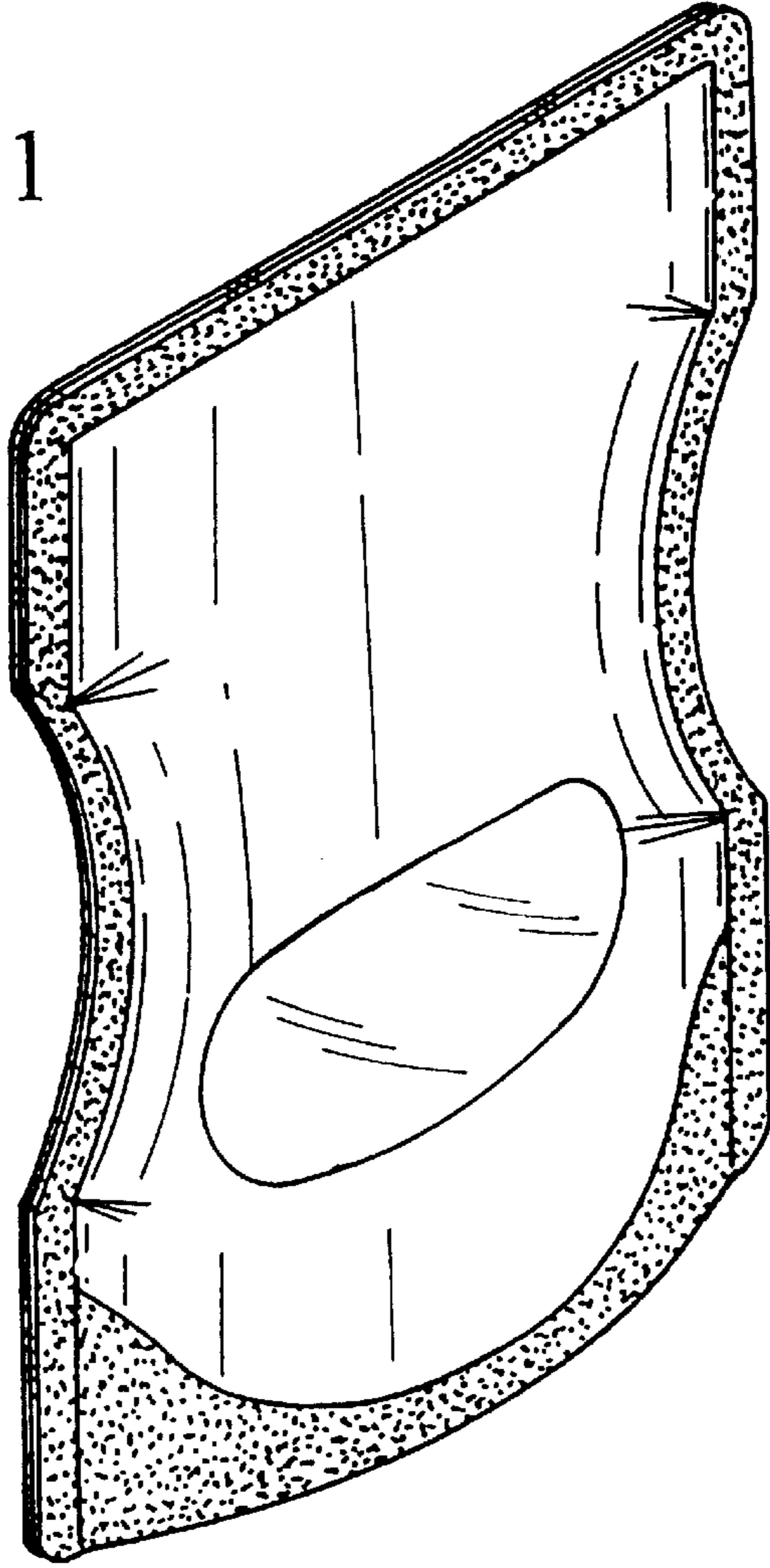
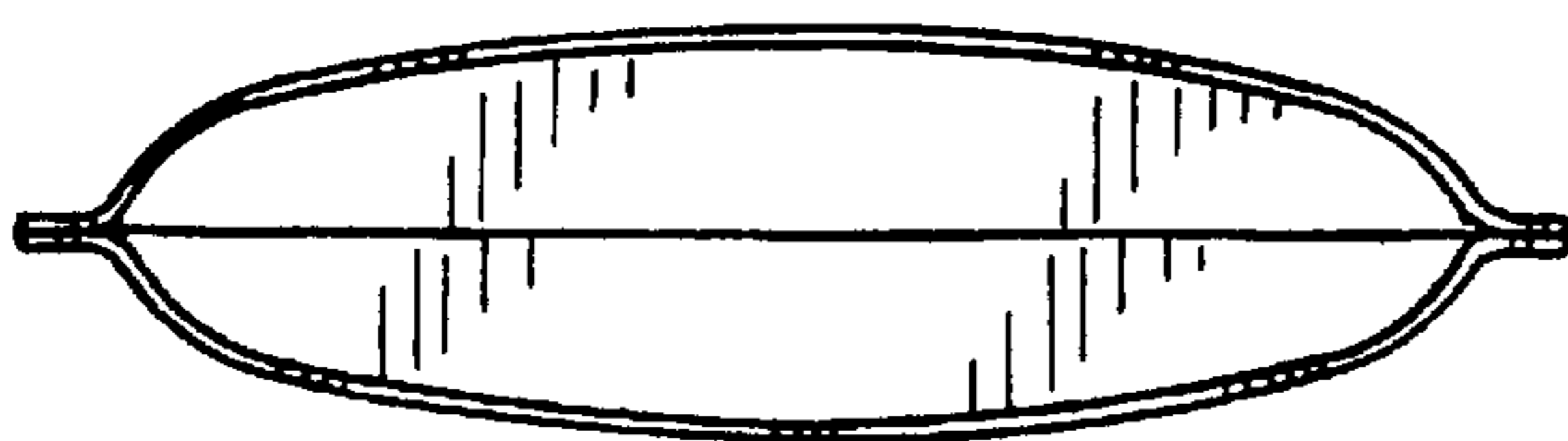


FIG. 2

FIG. 3






FIG. 6




FIG. 5

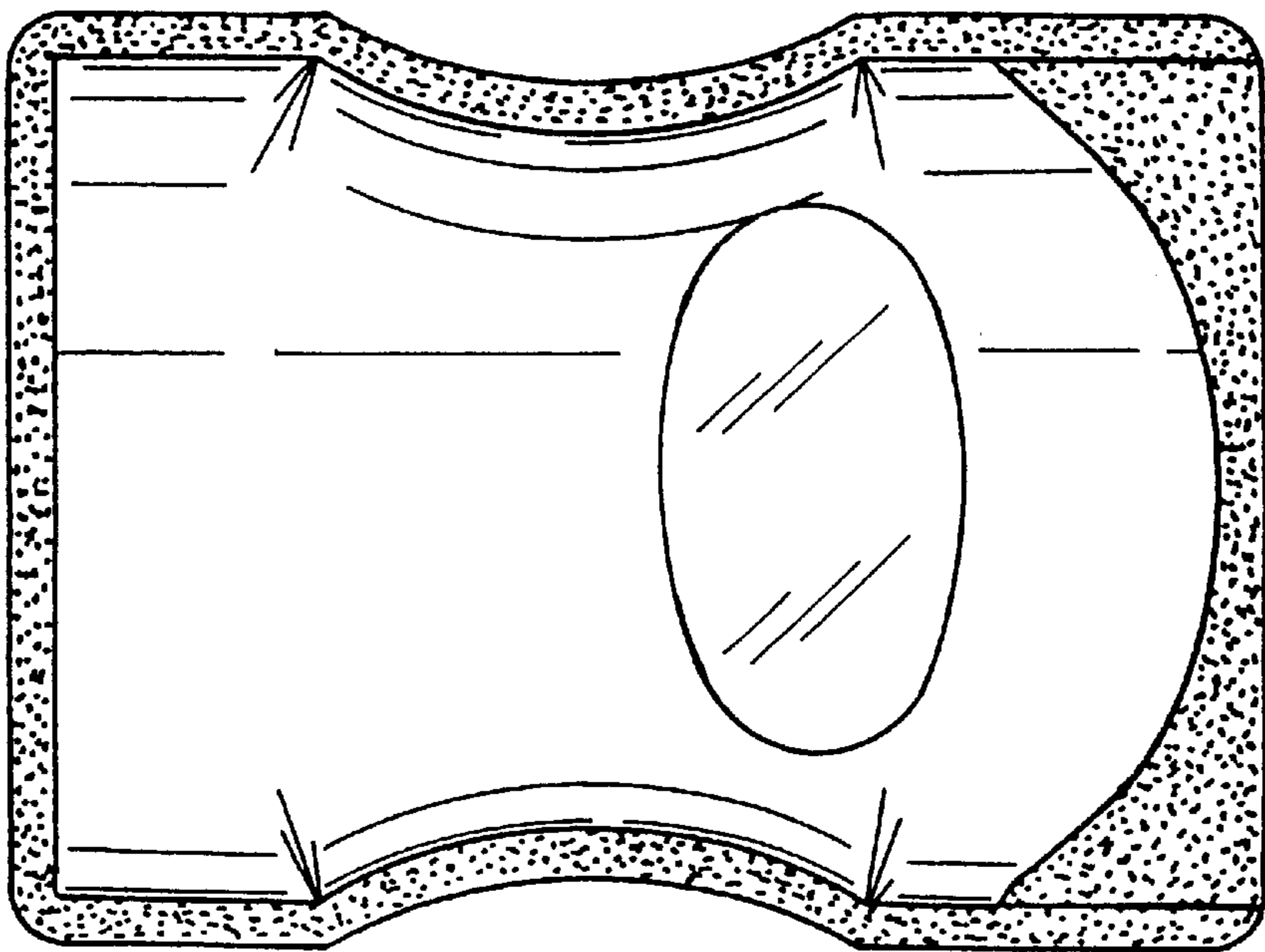


FIG. 4