



US00D437514S

(12) **United States Design Patent**
Mulligan et al.

(10) **Patent No.:** **US D437,514 S**

(45) **Date of Patent:** **** Feb. 13, 2001**

(54) **CHAIR BACK**

(75) Inventors: **Richard Mulligan; Mollie Mulligan,**
both of Beverly Hills, CA (US)

(73) Assignee: **Countriworks, Inc.,** Los Angeles, CA
(US)

(**) Term: **14 Years**

(21) Appl. No.: **29/121,429**

(22) Filed: **Apr. 6, 2000**

(51) **LOC (7) Cl.** **06-06**

(52) **U.S. Cl.** **D6/502**

(58) **Field of Search** D6/334, 369, 370,
D6/374, 376, 379, 380, 500, 501, 502;
297/440.21, 445.1, 445.18, 446.1, 446.2

(56) **References Cited**

U.S. PATENT DOCUMENTS

42,150 *	3/1864	Wood	297/452.63
D. 69,692 *	3/1926	Erskine	D6/358
D. 81,172 *	5/1930	Whitcomb	D6/379
D. 295,003 *	4/1988	Keller	D6/380
D. 346,504 *	5/1994	Wegener	D6/380
D. 353,720 *	12/1994	Ward	D6/370
D. 369,684 *	5/1996	Engel et al.	D6/335
D. 399,689 *	10/1998	Lee	D6/502

OTHER PUBLICATIONS

Ladderback side chair, p. 28, Ethan Allen Interiors (summer catalog), 1992.*

Photograph of "Shaker Arm Chair" by Richard Mulligan, Inc. sold at least as early as 1980.

Photograph of "Elan Chair" by Richard Mulligan, Inc. sold at least as early as 1988.

* cited by examiner

Primary Examiner—Doris V. Coles

Assistant Examiner—Mimosa De

(74) *Attorney, Agent, or Firm*—Heslin & Rothenberg, P.C.

(57) **CLAIM**

The ornamental design for a chair back, as shown and described.

DESCRIPTION

FIG. 1 is a top view of a chair back comprising the new design;

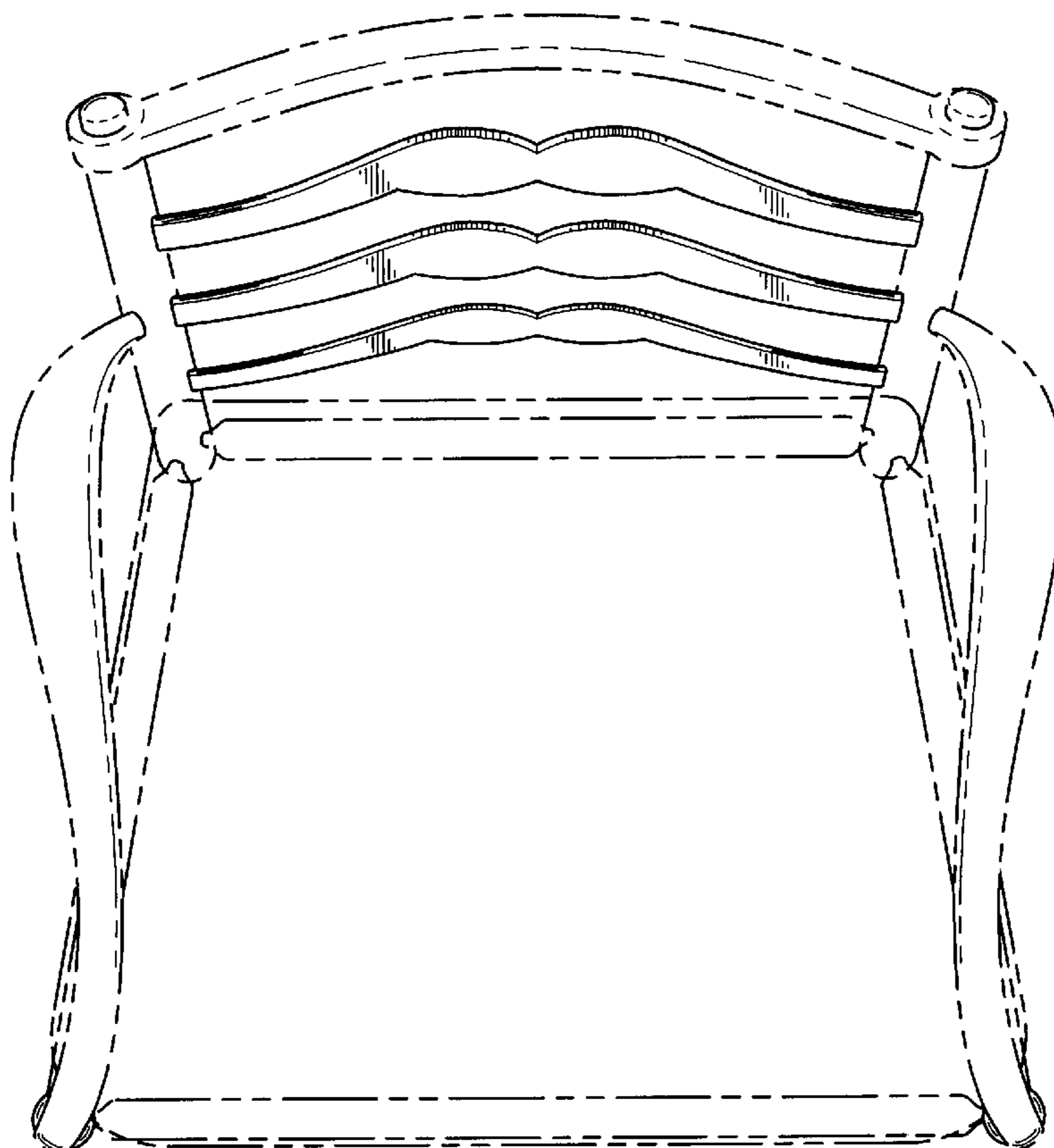
FIG. 2 is a front elevational view thereof;

FIG. 3 is a side elevational view thereof; the opposite side elevational view being a mirror image; and,

FIG. 4 is a back elevational view thereof.

The broken lines shown in all views are for illustrative purposes only and form no part of the claimed design.

1 Claim, 4 Drawing Sheets



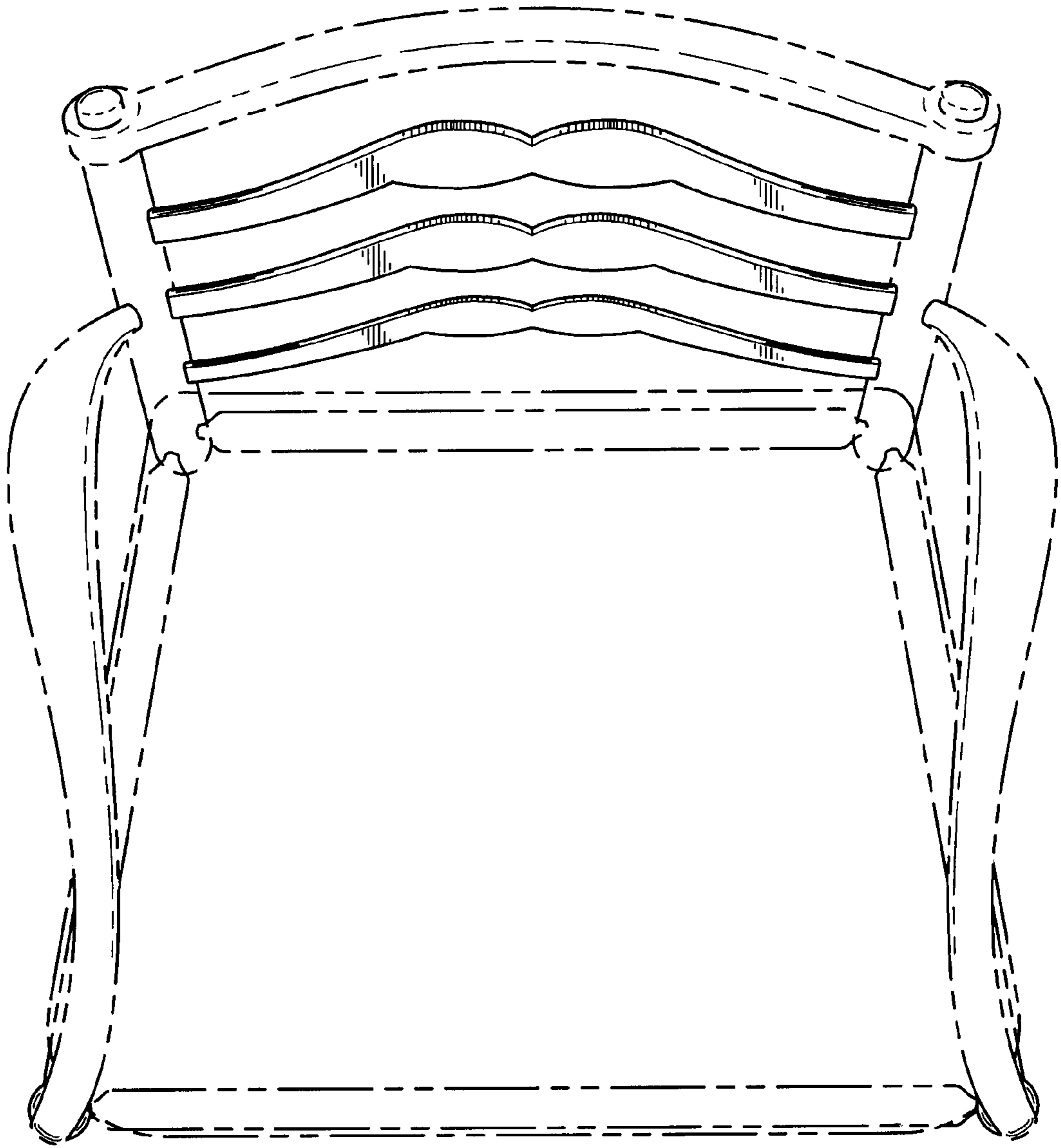


FIG. 1

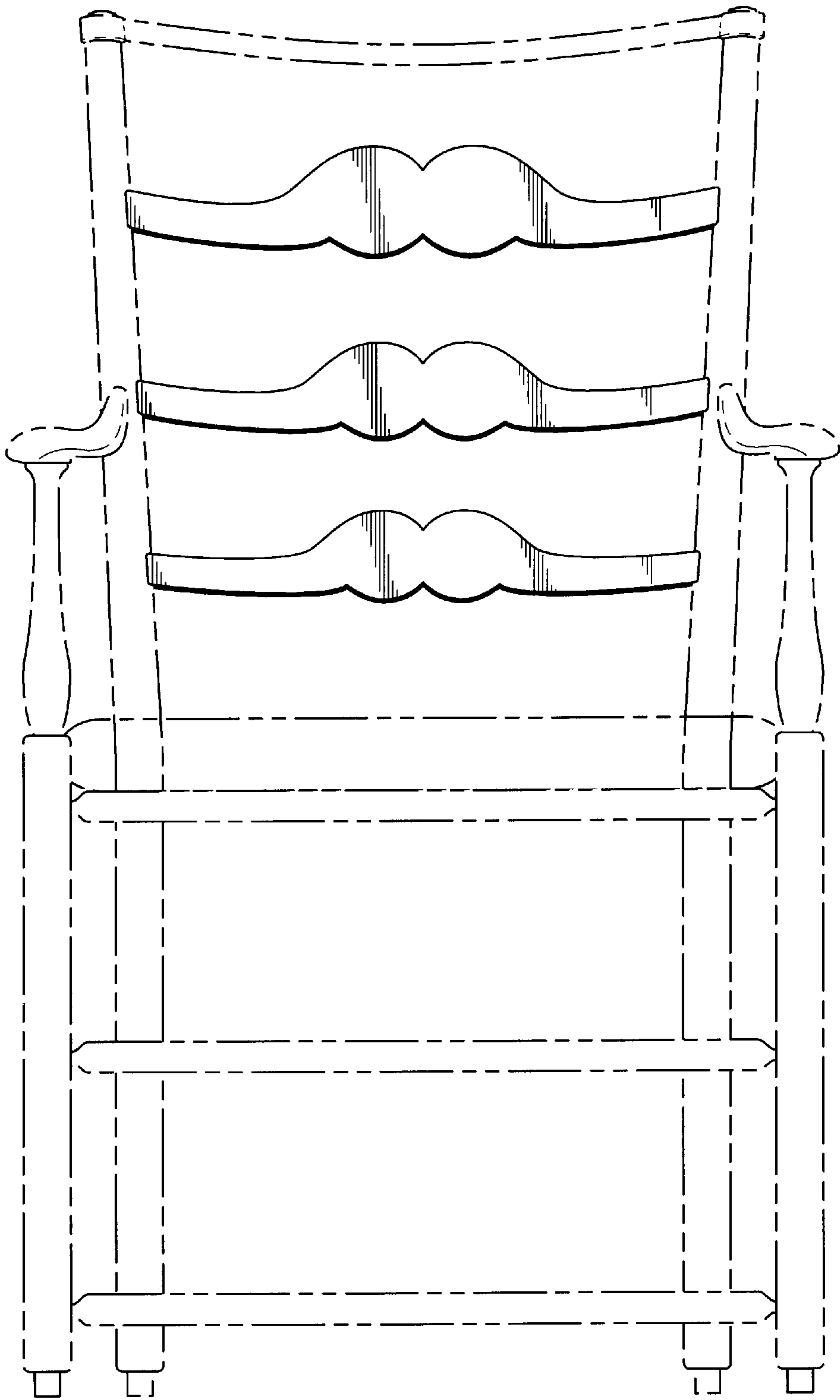


FIG. 2

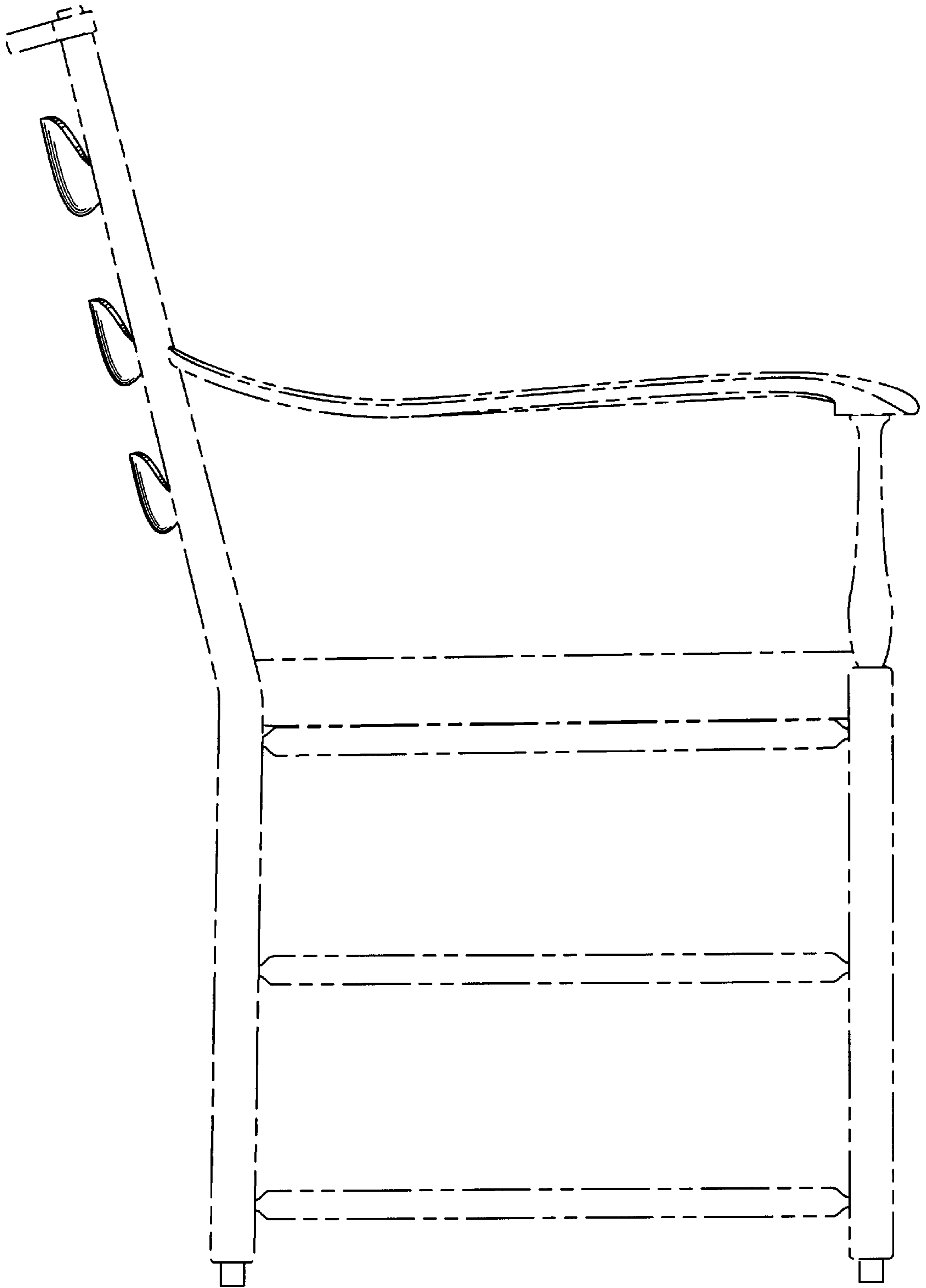


FIG. 3

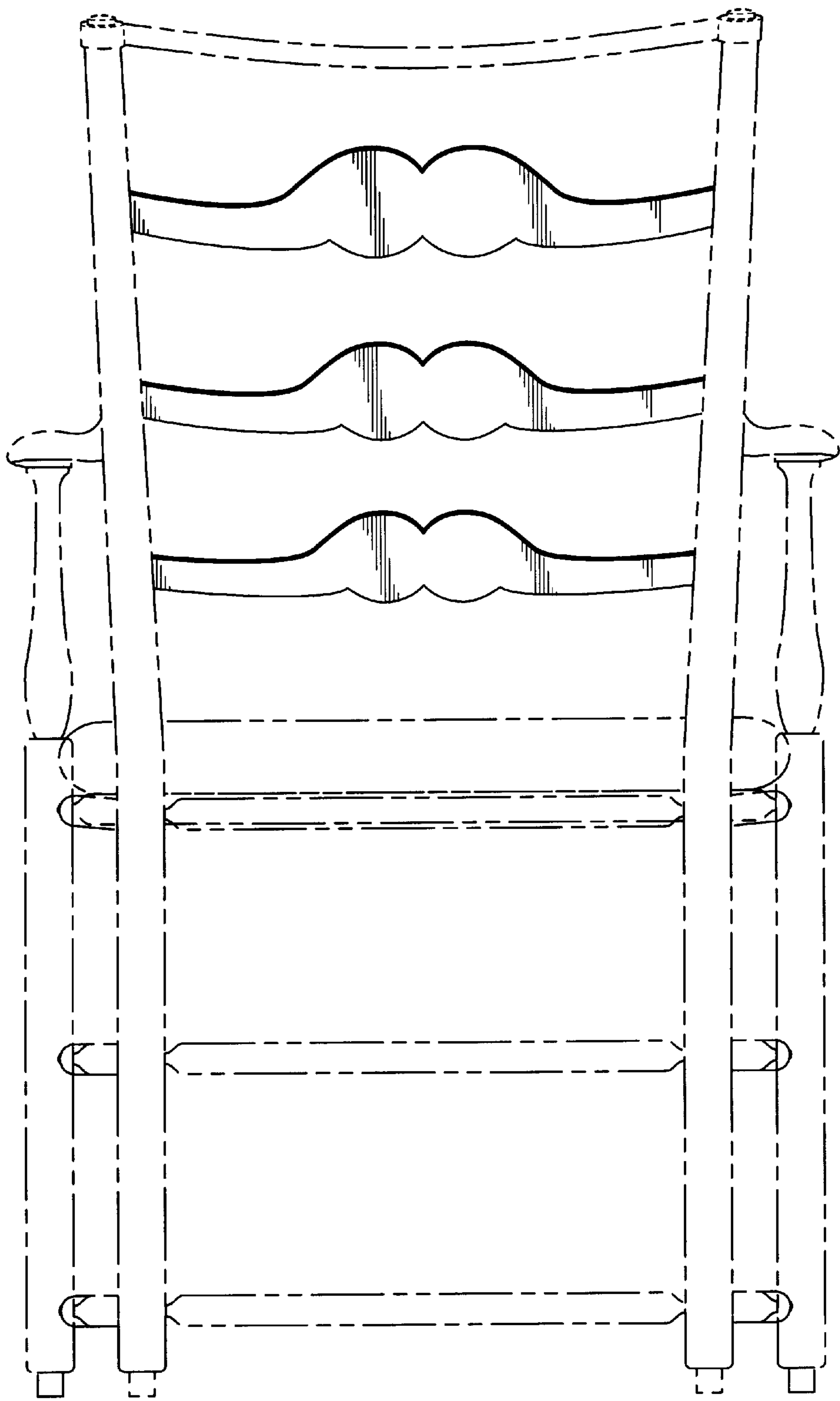


FIG. 4