



US00D437505S

(12) **United States Design Patent**
Fraser et al.

(10) **Patent No.:** **US D437,505 S**
(45) **Date of Patent:** **** Feb. 13, 2001**

(54) **PORTION OF A DISK HOLDER**

FOREIGN PATENT DOCUMENTS

(75) Inventors: **Anthony Henry Joseph Fraser; Stefan Alexander Pijanowski**, both of Northants (GB)

9102186 9/1991 (DE) .

OTHER PUBLICATIONS

Taiwanese Trade Yellow Pages 1997.

(73) Assignee: **DuBois Limited** (GB)

* cited by examiner

(**) Term: **14 Years**

Primary Examiner—Celia Murphy

(21) Appl. No.: **29/115,792**

(74) *Attorney, Agent, or Firm*—Dickstein Shapiro Morin & Oshinsky LLP

(22) Filed: **Dec. 22, 1999**

(30) **Foreign Application Priority Data**

Jun. 24, 1999 (GB) 2084369

(51) **LOC (7) Cl.** **06-04**

(52) **U.S. Cl.** **D6/407; D6/632**

(58) **Field of Search** D3/201; D6/407, D6/408, 626-635, 124; D14/26, 27; D19/32, 33, 74, 89; D27/340, 360; 40/626, 771, 775, 307; 150/149; 132/312; 206/307.1, 308.1, 308.3, 309, 311, 312, 313, 387.13, 396, 408, 232; 229/67.1, 68.1, 70-72

(56) **References Cited**

U.S. PATENT DOCUMENTS

- D. 401,463 * 11/1998 Cheris et al. D6/634
- D. 426,721 * 6/2000 Benden, Jr. et al. D6/407
- 5,609,249 * 3/1997 Cheng 206/308.1
- 5,715,938 * 2/1998 Cheris et al. 206/308.1
- 5,839,576 * 11/1998 Kim 206/308.1
- 5,887,712 * 3/1999 Jenkins et al. 206/307.1
- 5,996,788 * 12/1999 Belden, Jr. et al. 206/310
- 6,029,812 * 2/2000 Frick 206/308.1
- 6,065,594 * 5/2000 Sankey et al. 206/310
- 6,085,900 * 7/2000 Wong 206/308.1
- 6,092,650 * 7/2000 Budnik 206/232

(57) **CLAIM**

The ornamental design for a portion of a disk holder, as shown and described.

DESCRIPTION

The entire disclosure of UK Design Registration No. GB2084369, filed Jun. 24, 1999, is incorporated herein by reference.

FIG. 1 is a perspective view of a portion of a disk holder showing our new design, the broken lines showing a closed digital video disc (DVD) box being illustrative of the environment, and forming no part of the claimed design; FIG. 2 is a perspective view thereof; the unclaimed box shown in a partially open position; FIG. 3 is an inside elevational view thereof; the unclaimed box shown in a fully open position; FIG. 4 is a front view of the disk holder of FIG. 1; FIG. 5 is a rear view of the disk holder of FIG. 1; and, FIGS. 6 and 7 are side views of the disk holder of FIG. 1. The broken lines are provided in the drawings merely for illustrating an environment in which the invention may be used. The broken lines do not form part of the design sought to be patented.

1 Claim, 4 Drawing Sheets

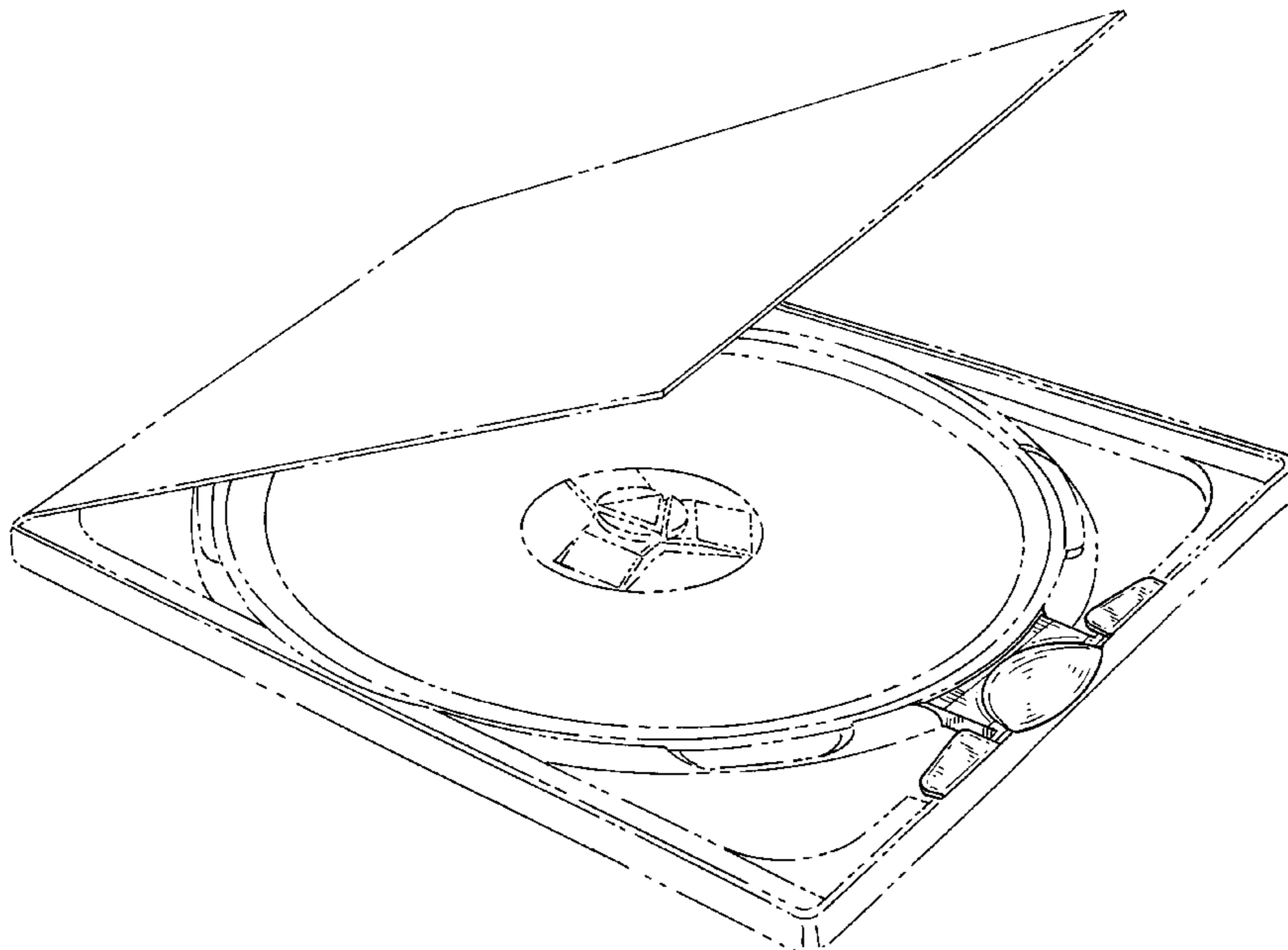
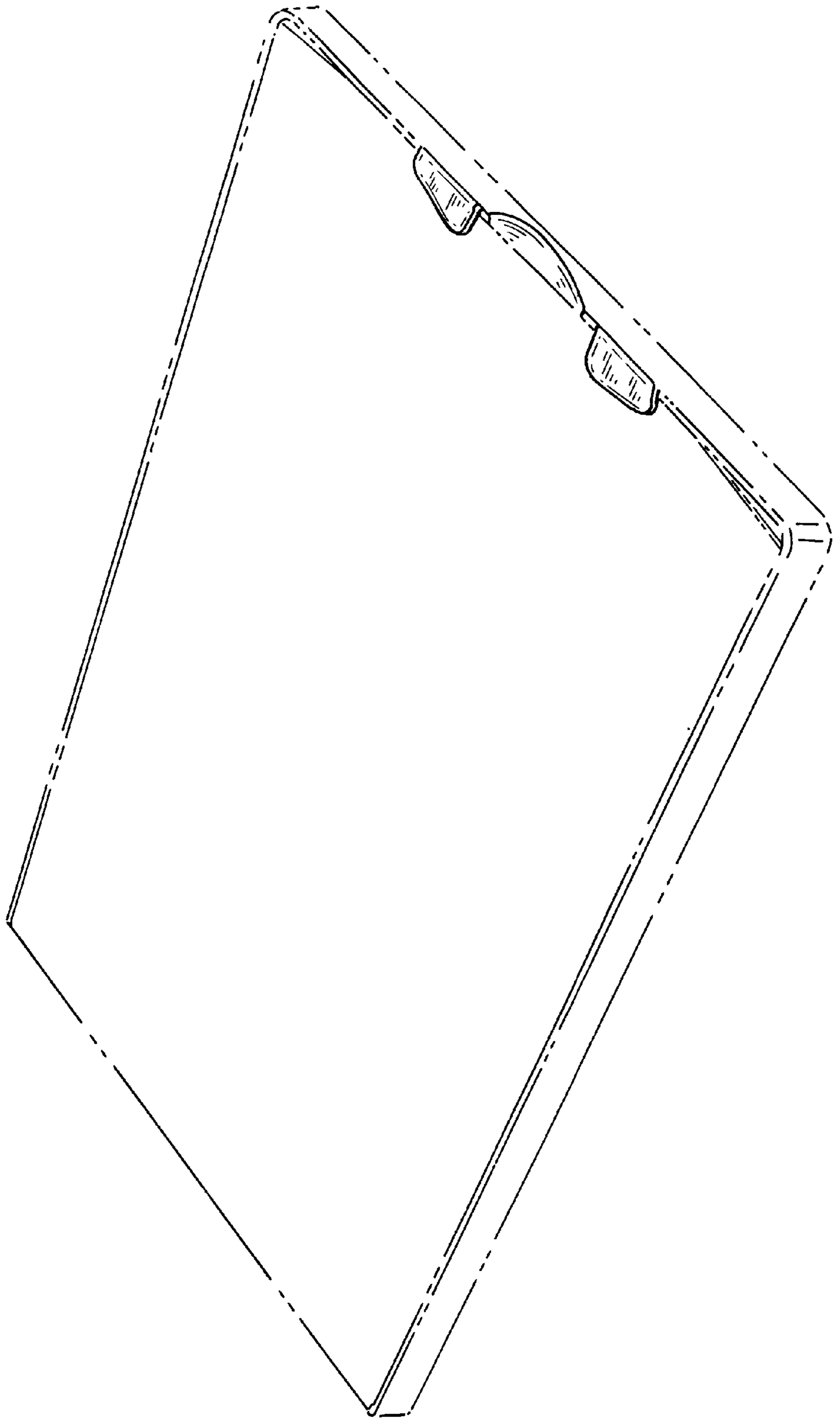


FIG. 1



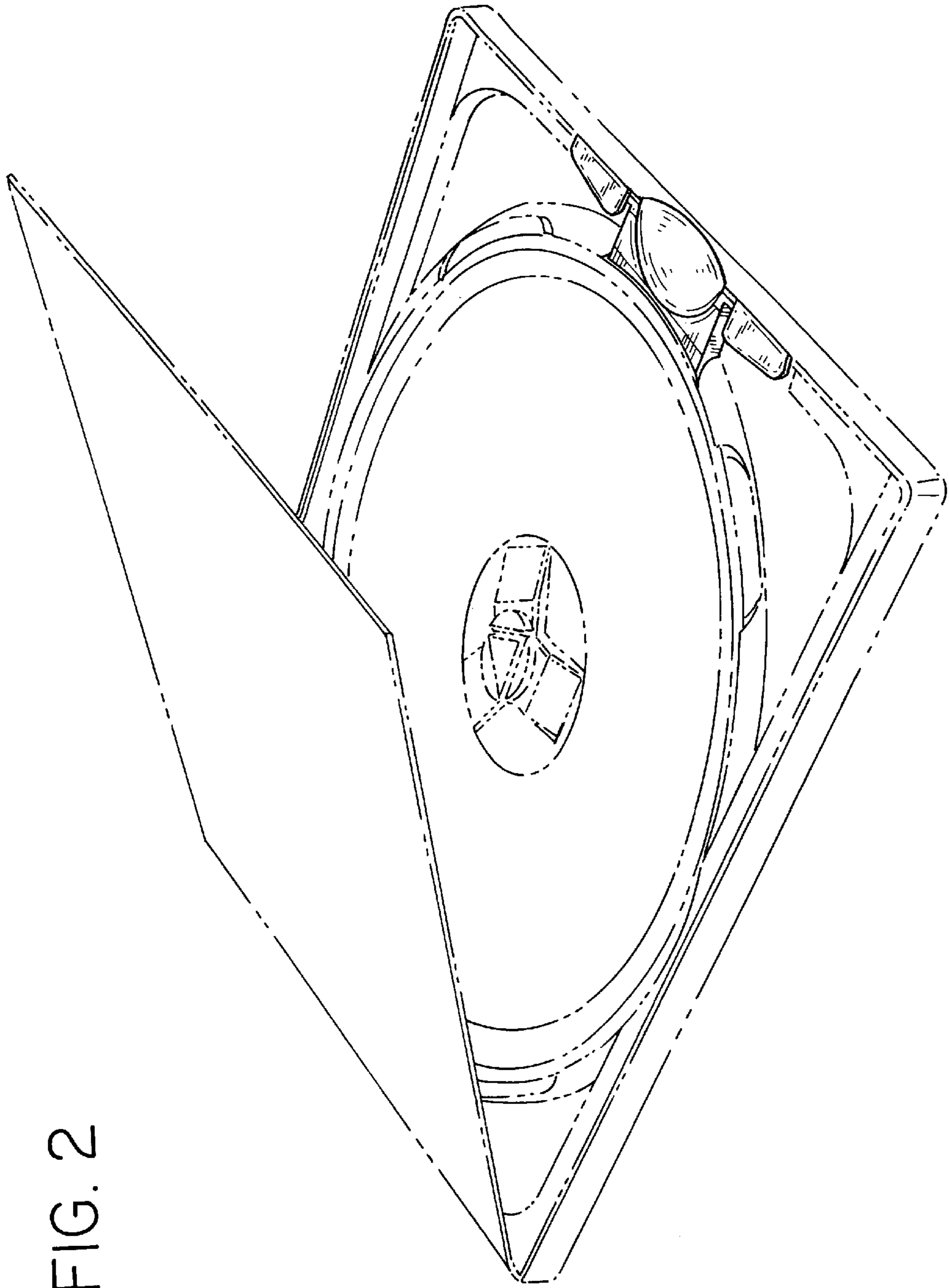


FIG. 2

FIG. 3

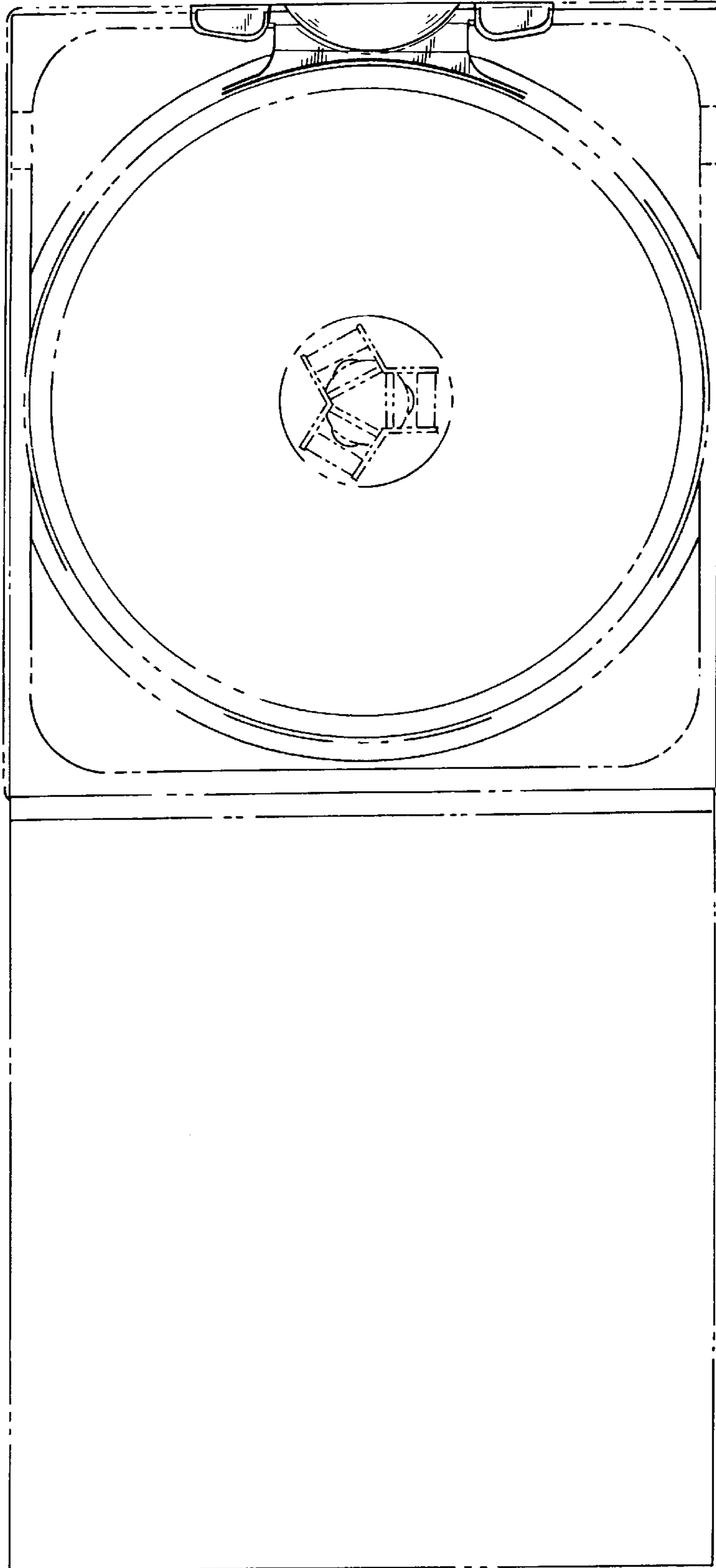


FIG. 4

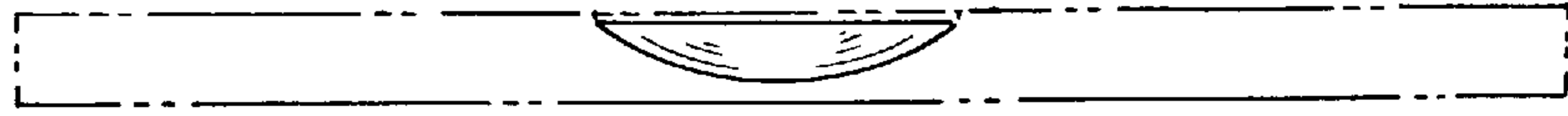


FIG. 5




FIG. 6




FIG. 7

