



US00D437503S

(12) **United States Design Patent**
Ungaro

(10) **Patent No.:** **US D437,503 S**

(45) **Date of Patent:** **** Feb. 13, 2001**

(54) **VANITY CABINET**

(75) **Inventor:** **Nicholas Ungaro**, Chagrin Falls, OH
(US)

(73) **Assignee:** **Kraftmaid Cabinetry, Inc.**,
Middlefield, OH (US)

(**) **Term:** **14 Years**

(21) **Appl. No.:** **29/118,433**

(22) **Filed:** **Feb. 7, 2000**

(51) **LOC (7) Cl.** **06-04**

(52) **U.S. Cl.** **D6/396**

(58) **Field of Search** D6/553, 559, 560-61,
D6/329, 396, 432, 436-39, 444-46, 448;
312/209, 224-25, 234, 242, 245; 206/320,
823

(56) **References Cited**

U.S. PATENT DOCUMENTS

D. 097,309 * 10/1935 Stoltz D6/432

D. 318,387 * 7/1991 Bush et al. D6/445
D. 318,582 * 7/1991 Hollington D6/446
D. 370,365 * 6/1996 Brunner et al. D6/445
5,951,127 * 9/1999 Smith 312/245 X

* cited by examiner

Primary Examiner—Brian N. Vinson

(74) *Attorney, Agent, or Firm*—Edgar A. Zarins; Lloyd D. Doigan

(57) **CLAIM**

The ornamental design for a vanity cabinet, as shown and described.

DESCRIPTION


FIG. 1 is a perspective view of a vanity cabinet showing my design;

FIG. 2 is a front elevational view thereof; and,

FIG. 3 is a right side view thereof.

The broken-line disclosure of the counter top in the views is for illustrative purposes only and forms no part of the claimed design.

1 Claim, 2 Drawing Sheets



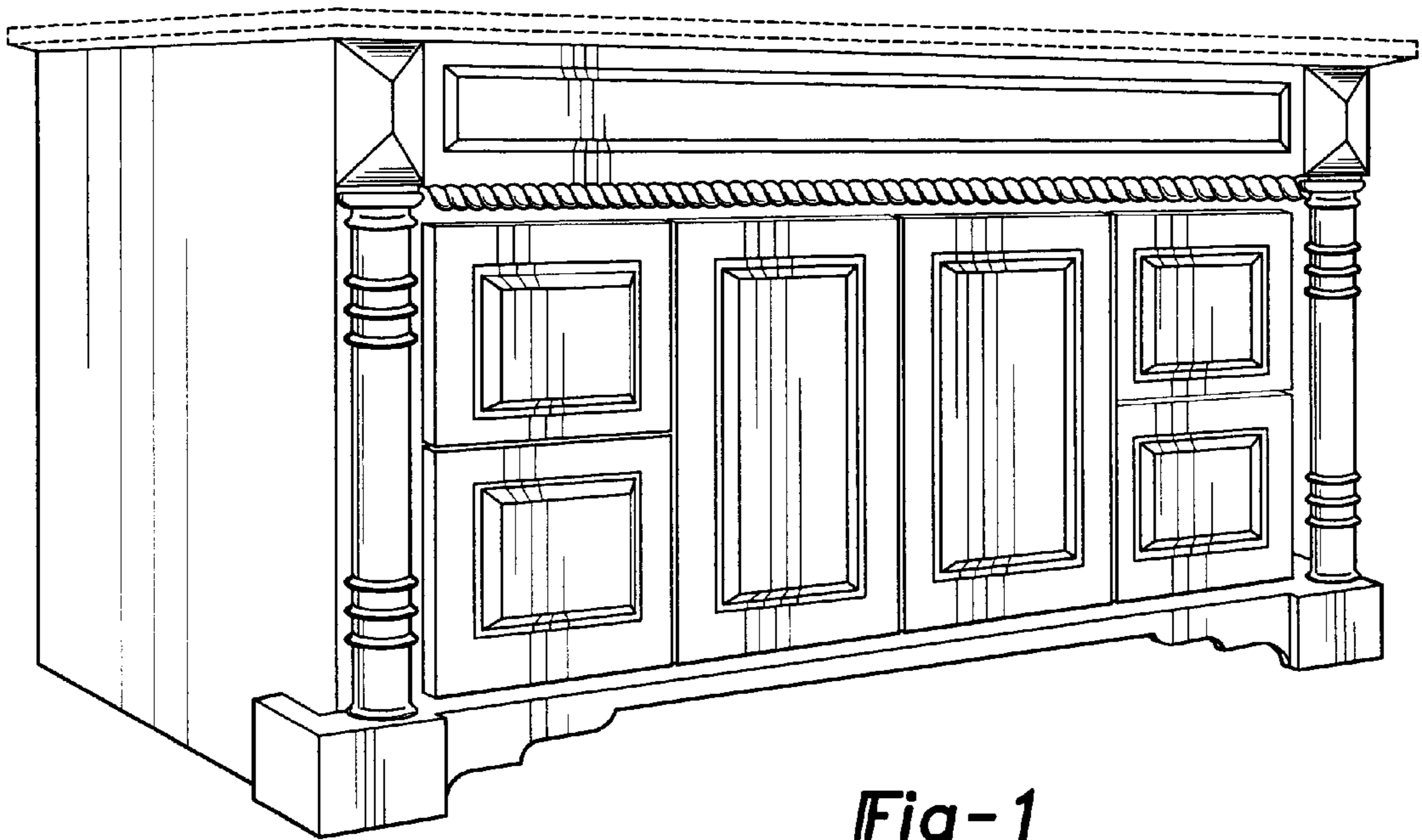


Fig-1




Fig-2




Fig-3