



US00D437496S

(12) **United States Design Patent**
Vu

(10) **Patent No.:** **US D437,496 S**

(45) **Date of Patent:** **** Feb. 13, 2001**

(54) **SEAT**

D. 314,473 * 2/1991 Culler D6/335 X
D. 427,447 * 7/2000 Vu et al. D6/381

(75) **Inventor:** **Hank H Vu**, San Francisco, CA (US)

* cited by examiner

(73) **Assignee:** **American West Furniture
Manufacturers, Inc.**, Orange, CA (US)

Primary Examiner—Gary D. Watson

(**) **Term:** **14 Years**

(57) **CLAIM**

(21) **Appl. No.:** **29/121,620**

The ornamental design for a seat, as shown and described.

(22) **Filed:** **Apr. 11, 2000**

DESCRIPTION

(51) **LOC (7) Cl.** **06-01**

(52) **U.S. Cl.** **D6/357; D6/377; D6/381**

(58) **Field of Search** D6/334, 335, 336,
D6/357, 364, 371, 377, 381, 500, 501,
502; 297/232

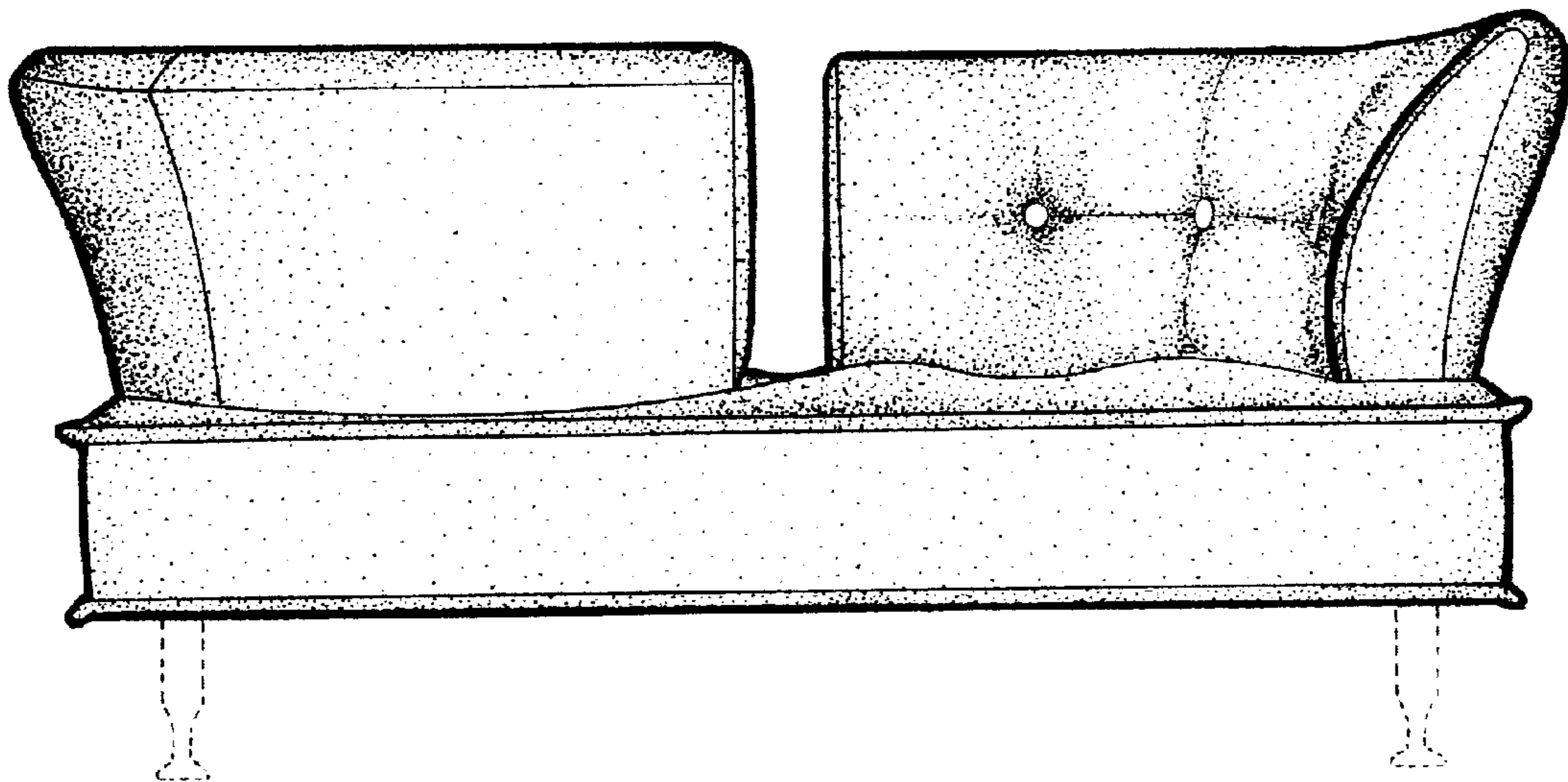
FIG. 1 is a front elevational view of the seat showing my new design, the rear elevational view is a mirror image;
FIG. 2 is a left side elevational view of the seat shown in FIG. 1, the right side view is a mirror image; and,
FIG. 3 is a top plan view of the seat shown in FIG. 1.
The broken line showing of leg members is for illustrative purposes only and form no part of the claimed design.

(56) **References Cited**

U.S. PATENT DOCUMENTS

D. 249,988 * 10/1978 Sprunger D6/357

1 Claim, 1 Drawing Sheet



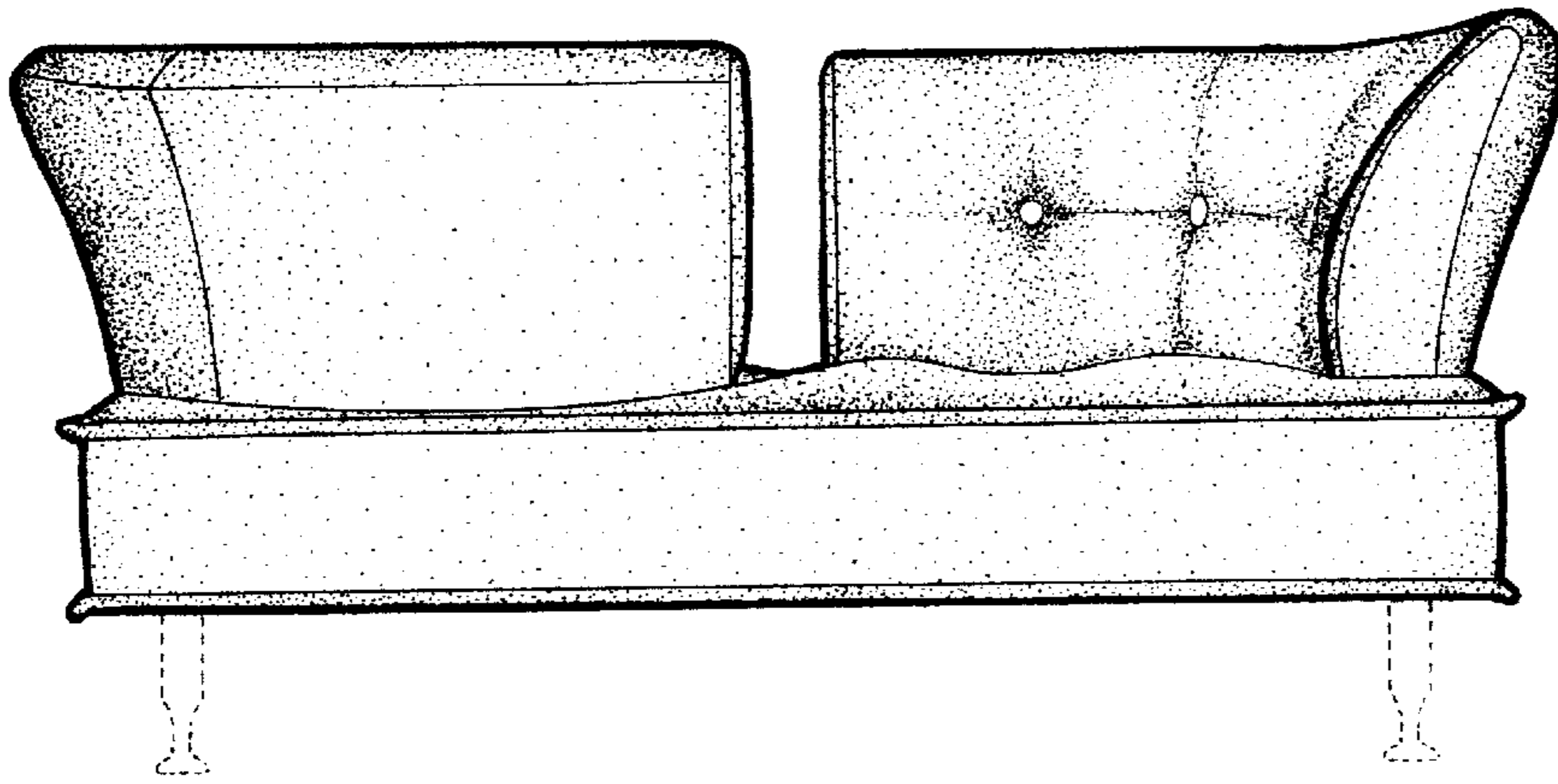


FIG 1




FIG 2

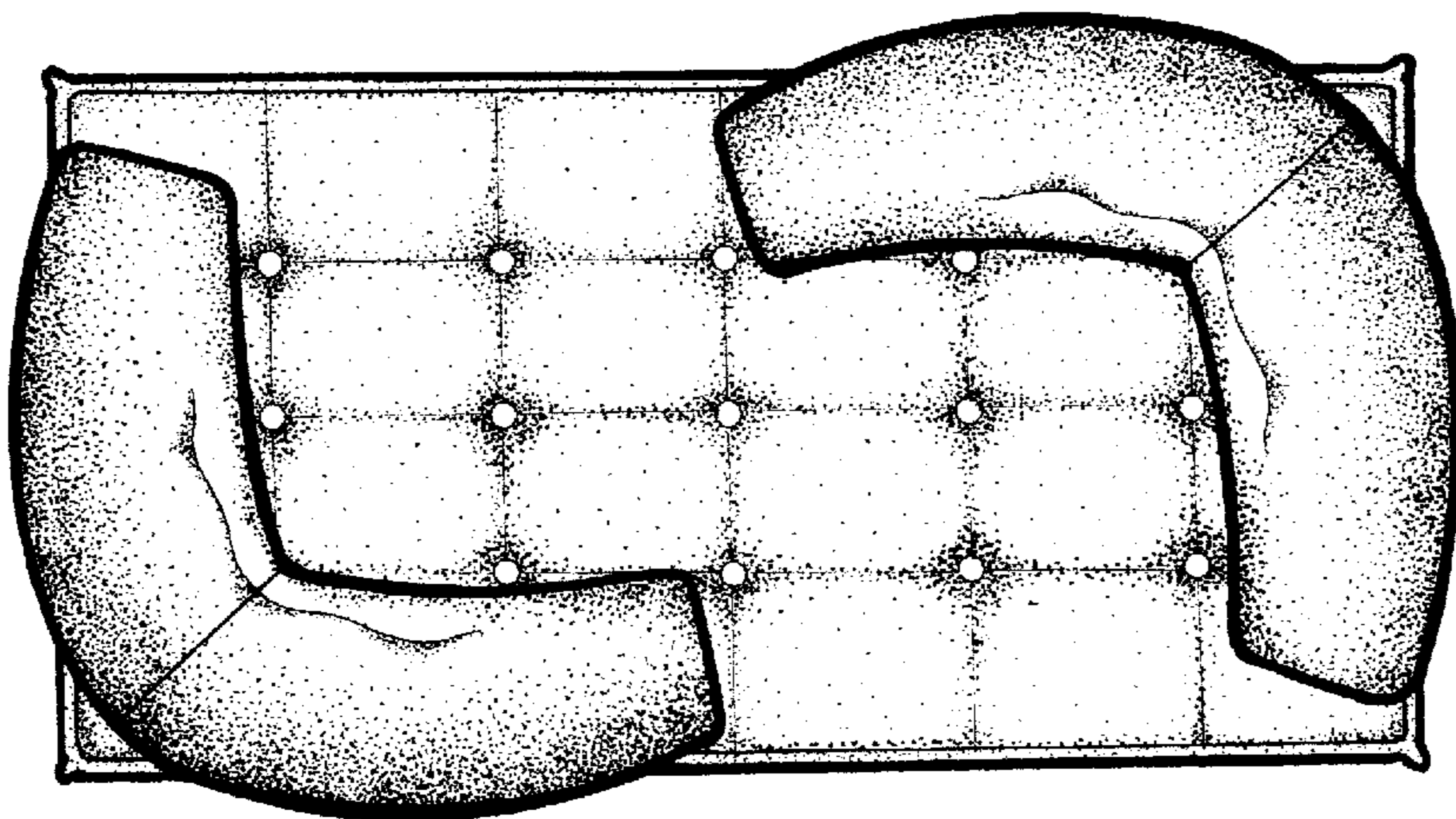


FIG 3