



US00D437491S

(12) **United States Design Patent**
Johnson

(10) **Patent No.:** **US D437,491 S**

(45) **Date of Patent:** **** Feb. 13, 2001**

(54) **DECORATIVE FRAME**

D. 412,619 * 8/1999 Johnson D6/300

(76) Inventor: **J. Keith Johnson**, 52 E. Broadway,
Gettysburg, PA (US) 17325

(**) Term: **14 Years**

(21) Appl. No.: **29/118,077**

(22) Filed: **Feb. 3, 2000**

(51) **LOC (7) Cl.** **06-07**

(52) **U.S. Cl.** **D6/304**

(58) **Field of Search** D6/300-314; D20/30;
40/711, 714-716, 722, 739, 743, 765, 780,
790, 798

(56) **References Cited**

U.S. PATENT DOCUMENTS

D. 21,665	*	6/1892	Hummel	D6/304
D. 56,205	*	8/1920	Strong	D6/304
D. 111,960	*	11/1938	De Rauf	D6/300
D. 136,839	*	12/1943	Schmidhofer	D6/304
D. 144,304	*	4/1946	Fisher	D6/304
D. 412,403	*	8/1999	Johnson	D6/304

OTHER PUBLICATIONS

The Mirror Book, by h. Schiffer, c1983, p. 137, #327 mirror
at top left.*

* cited by examiner

Primary Examiner—Janice E. Seeger

(74) *Attorney, Agent, or Firm*—Antonelli, Terry, Stout &
Kraus, LLP

(57) **CLAIM**

The ornamental design for a decorative frame, as shown and
described.

DESCRIPTION

FIG. 1 is a front view of the invention;
FIG. 2 is a front perspective view of the invention;
FIG. 3 is a left side view of the invention;
FIG. 4 is a right side view of the invention;
FIG. 5 is a top view of the invention; and,
FIG. 6 is a bottom view of the invention.

1 Claim, 6 Drawing Sheets




FIG. 1




FIG. 2




FIG. 3

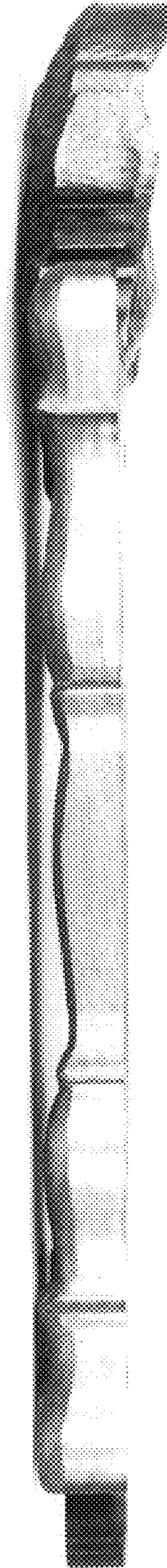


FIG. 4

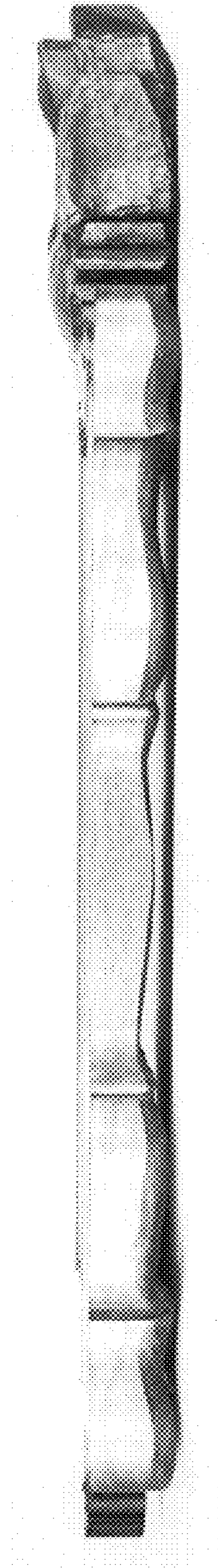


FIG. 5




FIG. 6

