



US00D437452S

(12) **United States Design Patent**
Sadovskaya

(10) **Patent No.:** **US D437,452 S**

(45) **Date of Patent:** **** Feb. 6, 2001**

(54) **FACE SHIELD**

(76) **Inventor:** **Oksana Sadovskaya, 33-Mill St. #7E,
Newton, NJ (US) 07860**

(**) **Term:** **14 Years**

(21) **Appl. No.:** **29/112,701**

(22) **Filed:** **Oct. 22, 1999**

(51) **LOC (7) Cl.** **28-03**

(52) **U.S. Cl.** **D28/20; D29/108**

(58) **Field of Search** D28/9, 10, 18-20,
D28/108, 109; D2/865, 867, 875, 876,
893; 4/515-517, 520, 521; 132/212, 333;
2/9, 50, 171.02, 174, 195.7, 200.1, 200.2

(56) **References Cited**

U.S. PATENT DOCUMENTS

D. 302,053	*	7/1989	Bromberger	D28/20
D. 308,909	*	7/1990	Levine	D2/893
D. 375,385	*	11/1996	Mock	D28/20
D. 422,115	*	3/2000	Key	D28/18
1,062,497	*	5/1913	Parkhurst	2/50

1,593,042	*	7/1926	Streuli	2/174
1,635,613	*	7/1927	Ellerhorst	132/212
1,806,155	*	5/1931	Farrelly	4/521
2,162,149	*	6/1939	Wittcoff	2/171.02
2,327,678	*	8/1943	Stovall	2/174

* cited by examiner

Primary Examiner—Catherine Tuttle

(57) **CLAIM**

The ornamental design for a face shield, as shown and described.

DESCRIPTION

FIG. 1 is a front elevational view of the face shield of the present invention; the rear and both side views being identical thereto;

FIG. 2 is a top plan view of the face shield of FIG. 1;

FIG. 3 is a bottom plan view of the face shield of FIG. 1; and,

FIG. 4 is an enlarged scale cross sectional view along line 4-4 of FIG. 3 of the face shield of FIG. 1.

1 Claim, 2 Drawing Sheets

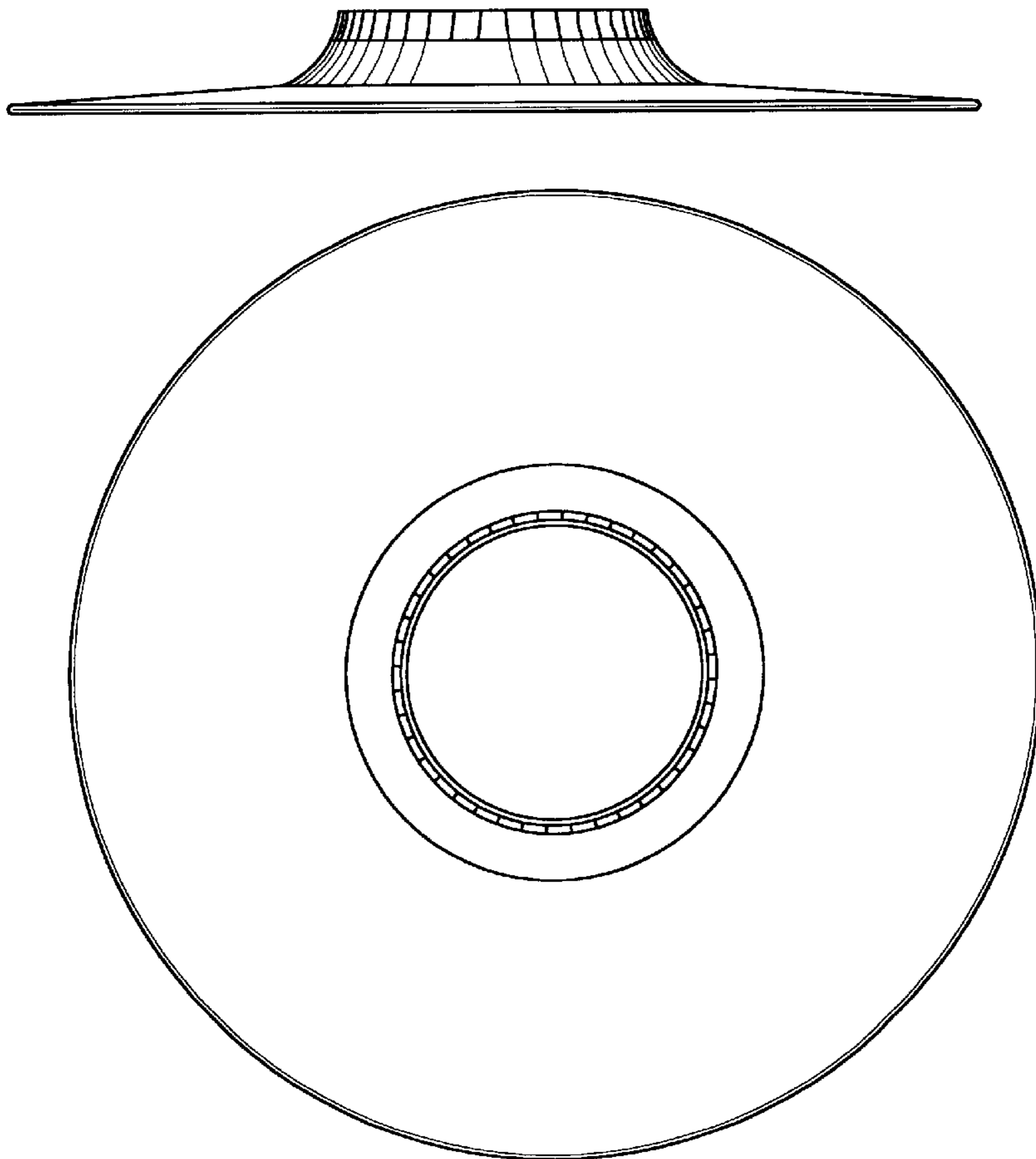


FIG. 1

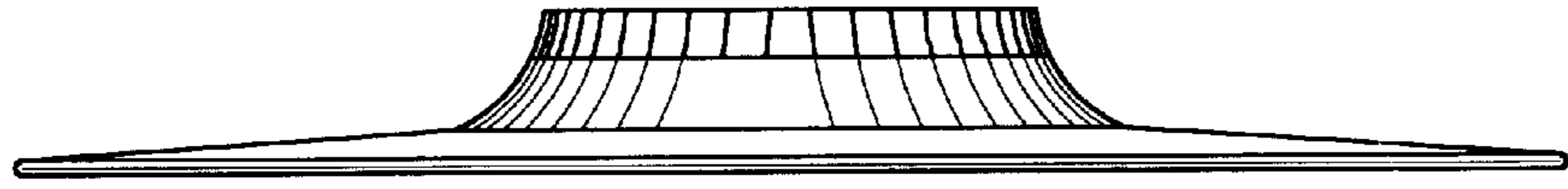


FIG. 2

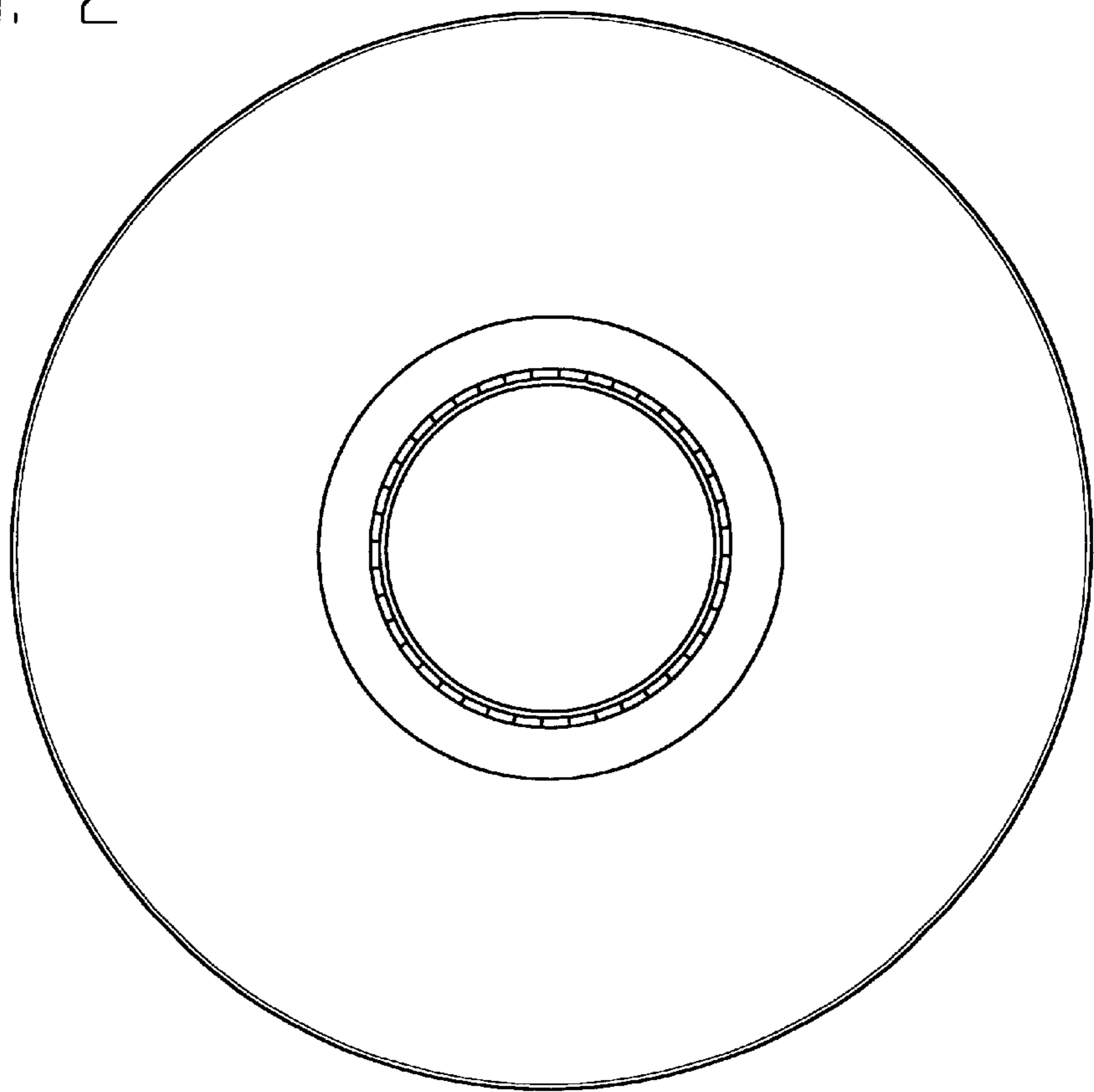


FIG. 3

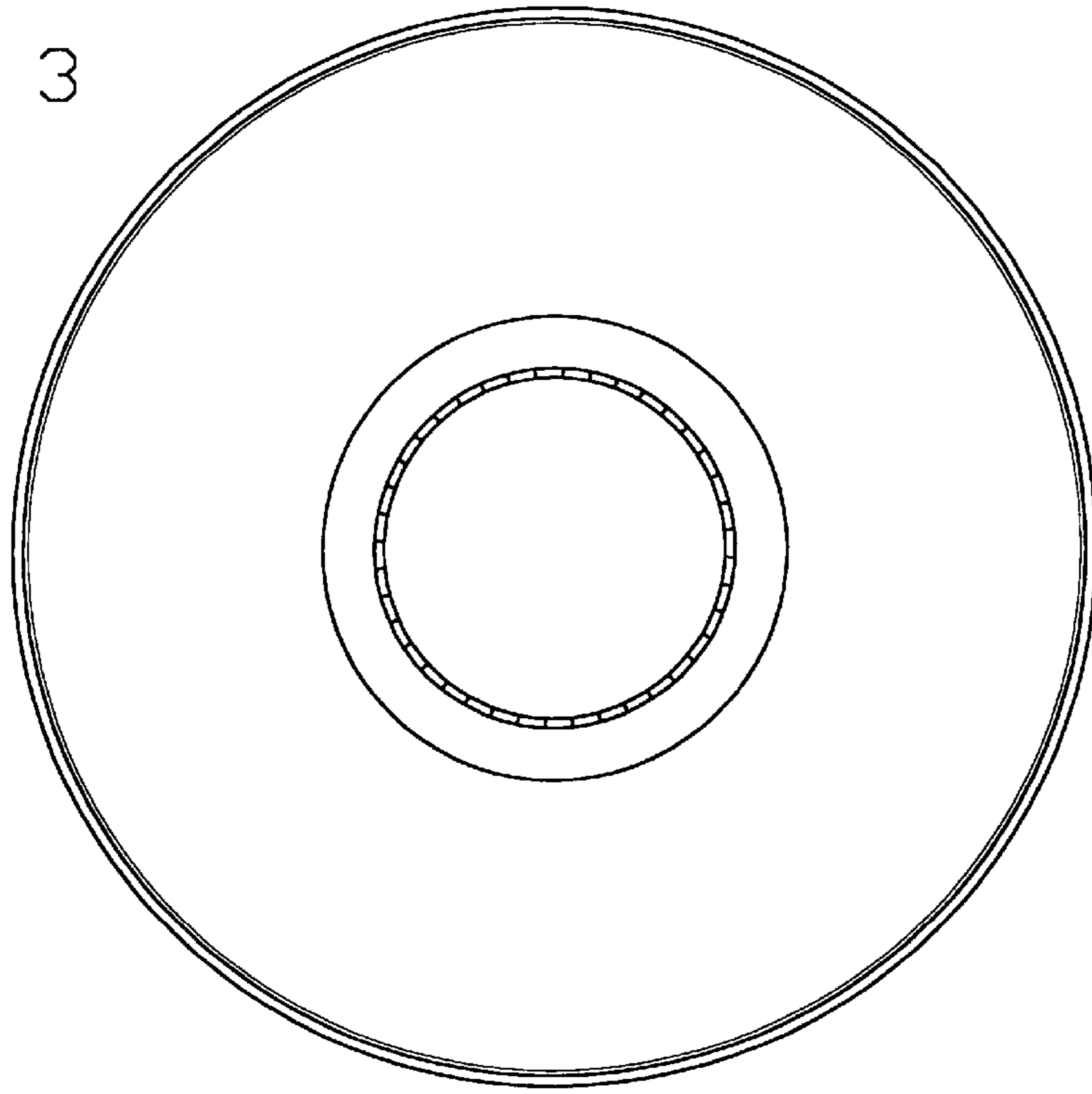


FIG. 4

