



US00D437445S

(12) **United States Design Patent** (10) **Patent No.:** **US D437,445 S**
Porter (45) **Date of Patent:** **** Feb. 6, 2001**

(54) **ELECTRIC LIGHT HOUSING**

(75) Inventor: **David H. Porter**, Chagrin Falls, OH (US)

(73) Assignee: **The L. D. Kichler Co.**, Cleveland, OH (US)

(**) Term: **14 Years**

(21) Appl. No.: **29/111,079**

(22) Filed: **Sep. 20, 1999**

(51) **LOC (7) Cl.** **26-03**

(52) **U.S. Cl.** **D26/87**

(58) **Field of Search** D26/60, 24, 26, D26/67-92, 118, 119; 326/147, 431

(56) **References Cited**

U.S. PATENT DOCUMENTS

- D. 365,886 * 1/1996 Strazhnik D26/60
- D. 397,484 * 8/1998 Ballard D26/85
- D. 415,305 * 10/1999 Putman D26/87

* cited by examiner

Primary Examiner—Alan P. Douglas

Assistant Examiner—Linda Brooks

(74) *Attorney, Agent, or Firm*—Watts, Hoffmann, Fisher & Heinke, Co., L.P.A.

(57) **CLAIM**

The ornamental design for an electric light housing, as shown and described.

DESCRIPTION

FIG. 1 is a perspective view of the electric light housing showing my new design;

FIG. 2 is a left side elevational view of the electric light housing, the right side elevational view being a mirror image;

FIG. 3 is a front elevational view of the electric light housing;

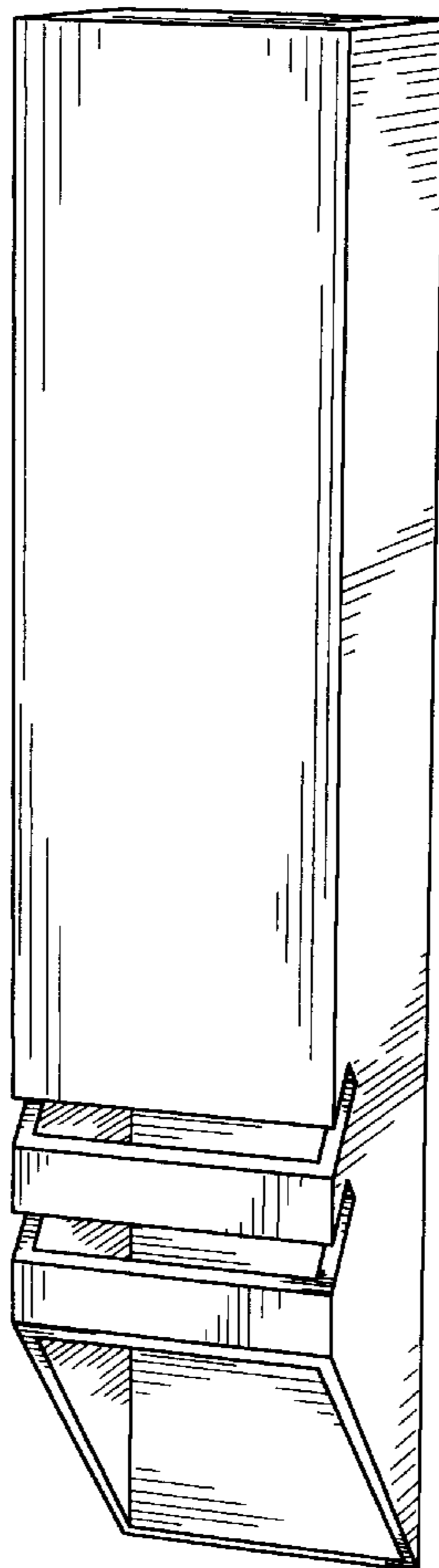
FIG. 4 is a rear elevational view of the electric light housing;

FIG. 5 is a top plan view of the electric light housing; and,

FIG. 6 is a bottom plan view of the light housing.

The broken lines shown are for illustrative purposes only and form no part of the claimed design.

1 Claim, 1 Drawing Sheet



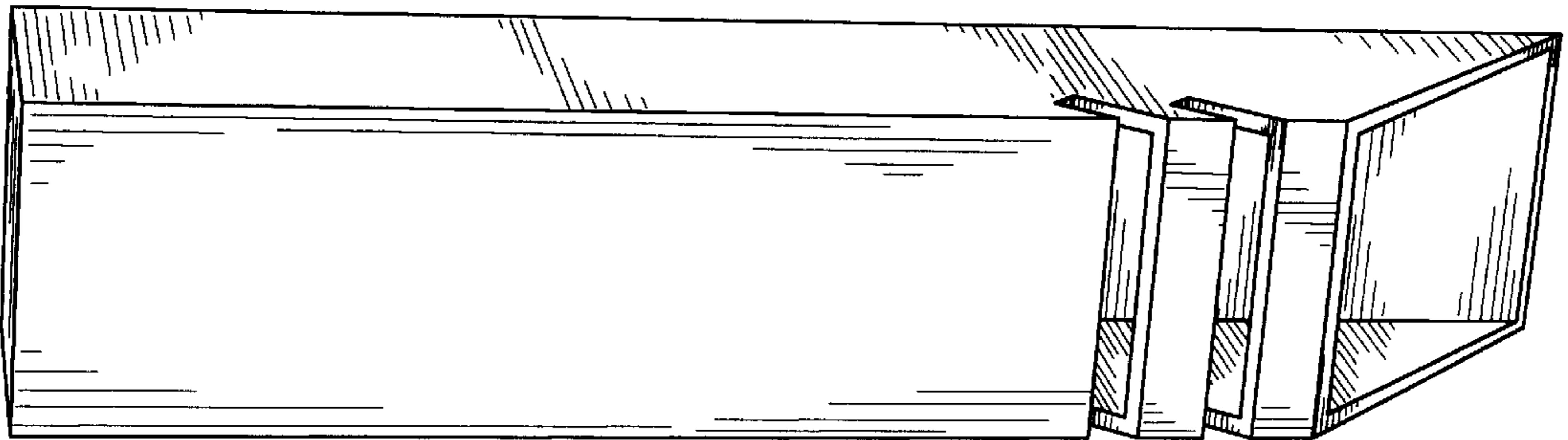


Fig.1




Fig.2

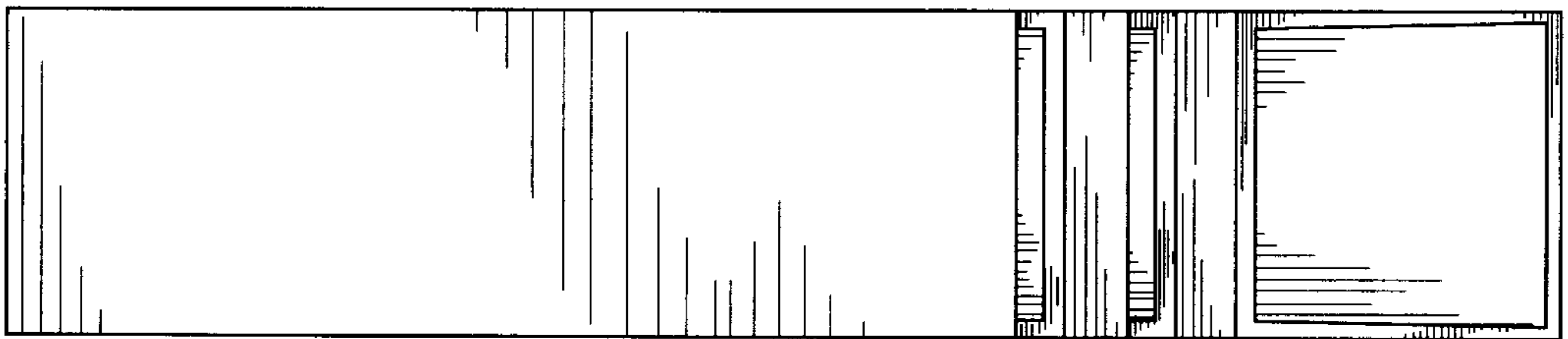


Fig.3

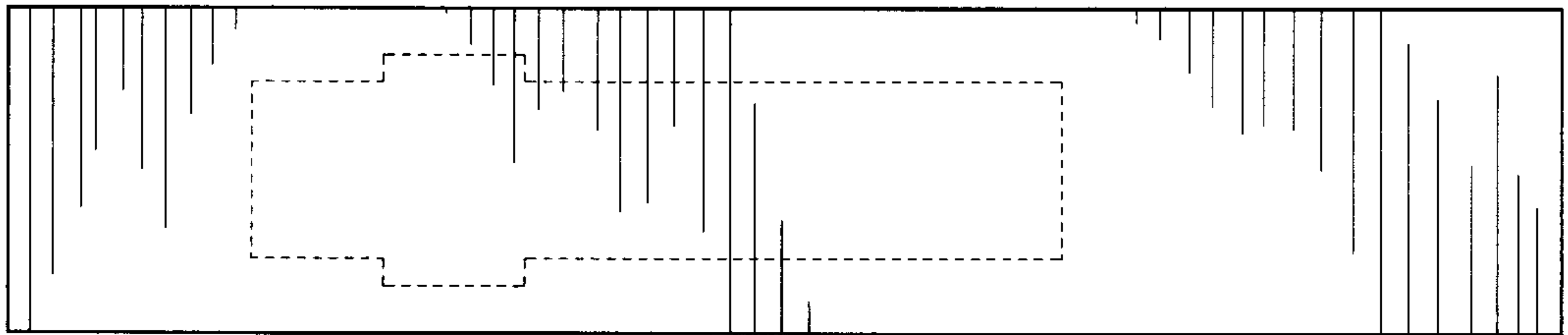


Fig.4




Fig.5




Fig.6