



US00D437429S

(12) **United States Design Patent**
Boessel

(10) **Patent No.:** **US D437,429 S**

(45) **Date of Patent:** **** Feb. 6, 2001**

(54) **COVER LIGHT FIXTURE**

(75) Inventor: **George Boessel**, Boston, MA (US)

(73) Assignee: **American Tack & Hardware Co., Inc.**, Nonsey, NY (US)

(**) Term: **14 Years**

(21) Appl. No.: **29/119,445**

(22) Filed: **Mar. 1, 2000**

(51) **LOC (7) Cl.** **26-05**

(52) **U.S. Cl.** **D26/26**

(58) **Field of Search** D26/25, 51, 26,
D26/24, 118, 73, 72; D13/137.1, 137.2,
137.3, 137.4, 139.1–139.8; 362/226, 806;
439/105, 650, 651, 652

(56) **References Cited**

U.S. PATENT DOCUMENTS

- D. 198,131 * 5/1964 Radtke D13/137.1
- D. 271,042 * 10/1983 Ciannola D26/26
- D. 331,292 * 11/1992 Ham D26/26
- D. 332,836 * 1/1993 Ham D26/26

- D. 342,581 * 12/1993 Reynolds D26/26
- D. 342,799 * 12/1993 Ham D26/26
- D. 364,379 * 11/1995 Pogue et al. D13/139.1 X
- D. 368,535 * 4/1996 Braviroff D26/26
- D. 371,341 * 7/1996 Hung et al. D13/139.1

* cited by examiner

Primary Examiner—Cynthia E Ramirez

(74) *Attorney, Agent, or Firm*—Hedman, Gibson & Costigan, P.C.

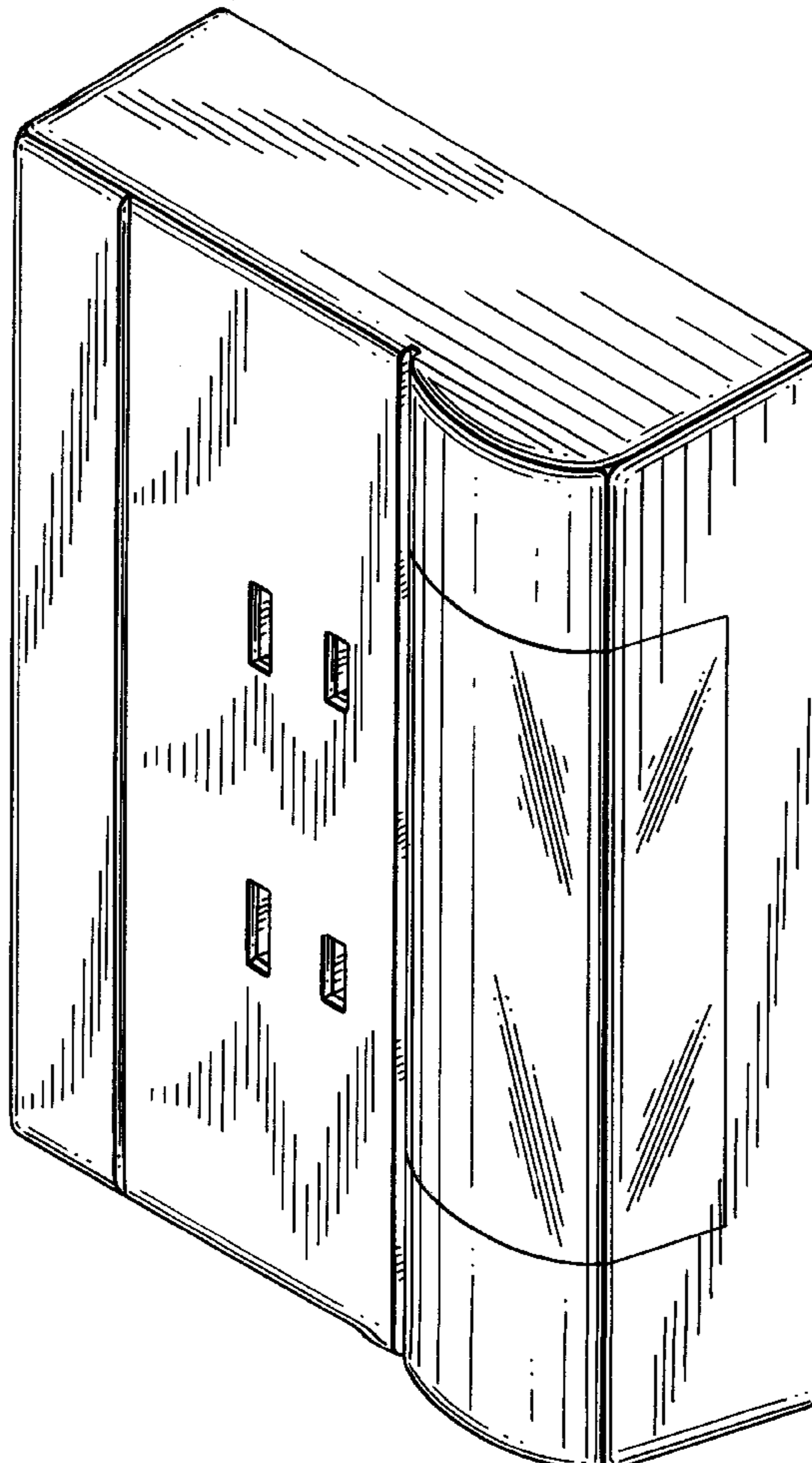
(57) **CLAIM**

The ornamental design for a cover light fixture, as shown and described.

DESCRIPTION

FIG. 1 is a front perspective view of the cover light fixture according to my design;
 FIG. 2 is a top view of my design;
 FIG. 3 is a front view of my design;
 FIG. 4 is a bottom view of my design;
 FIG. 5 is a right side view my design;
 FIG. 6 is a back view of my design; and,
 FIG. 7 is a left side view of my design.

1 Claim, 3 Drawing Sheets



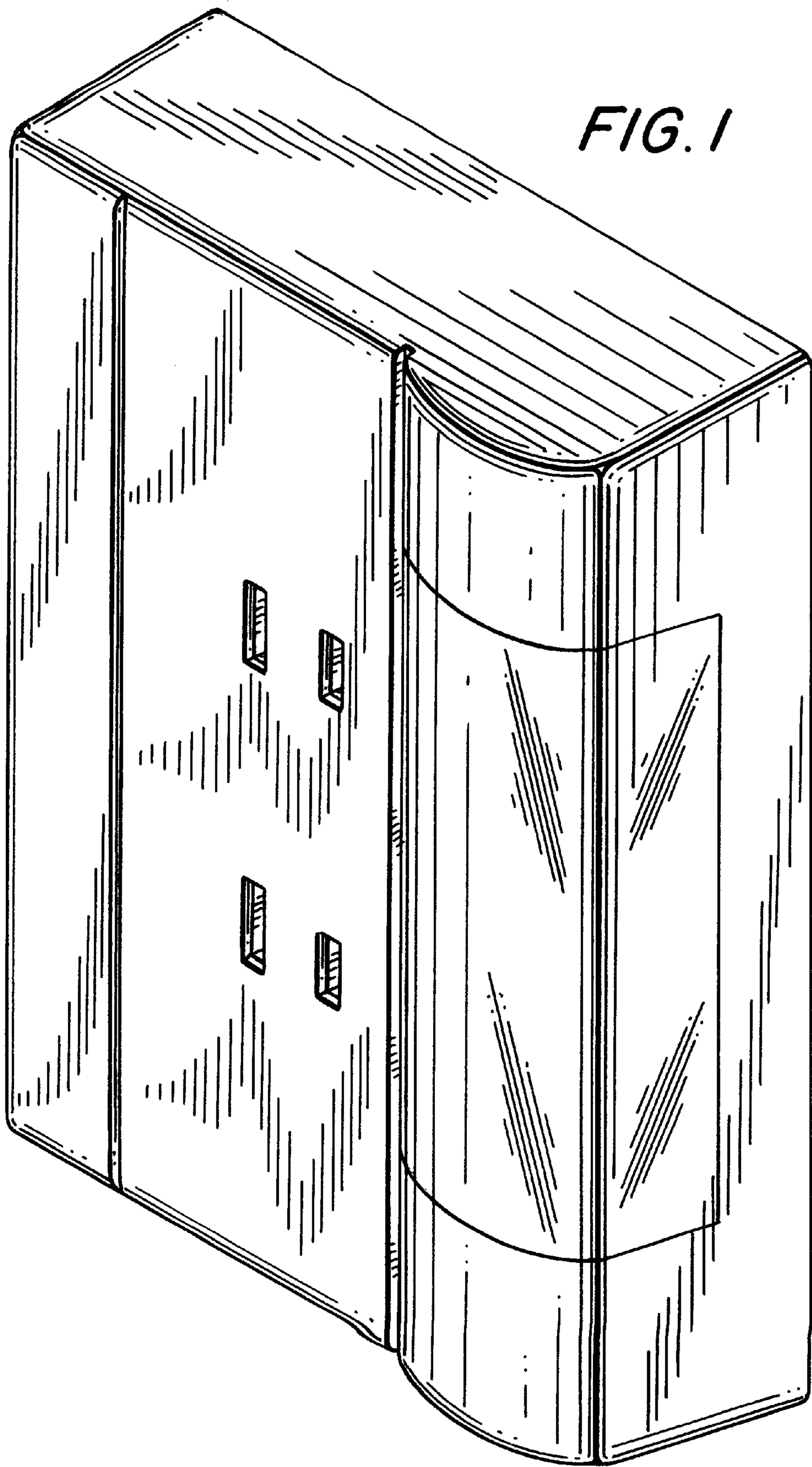


FIG. 1



FIG. 3

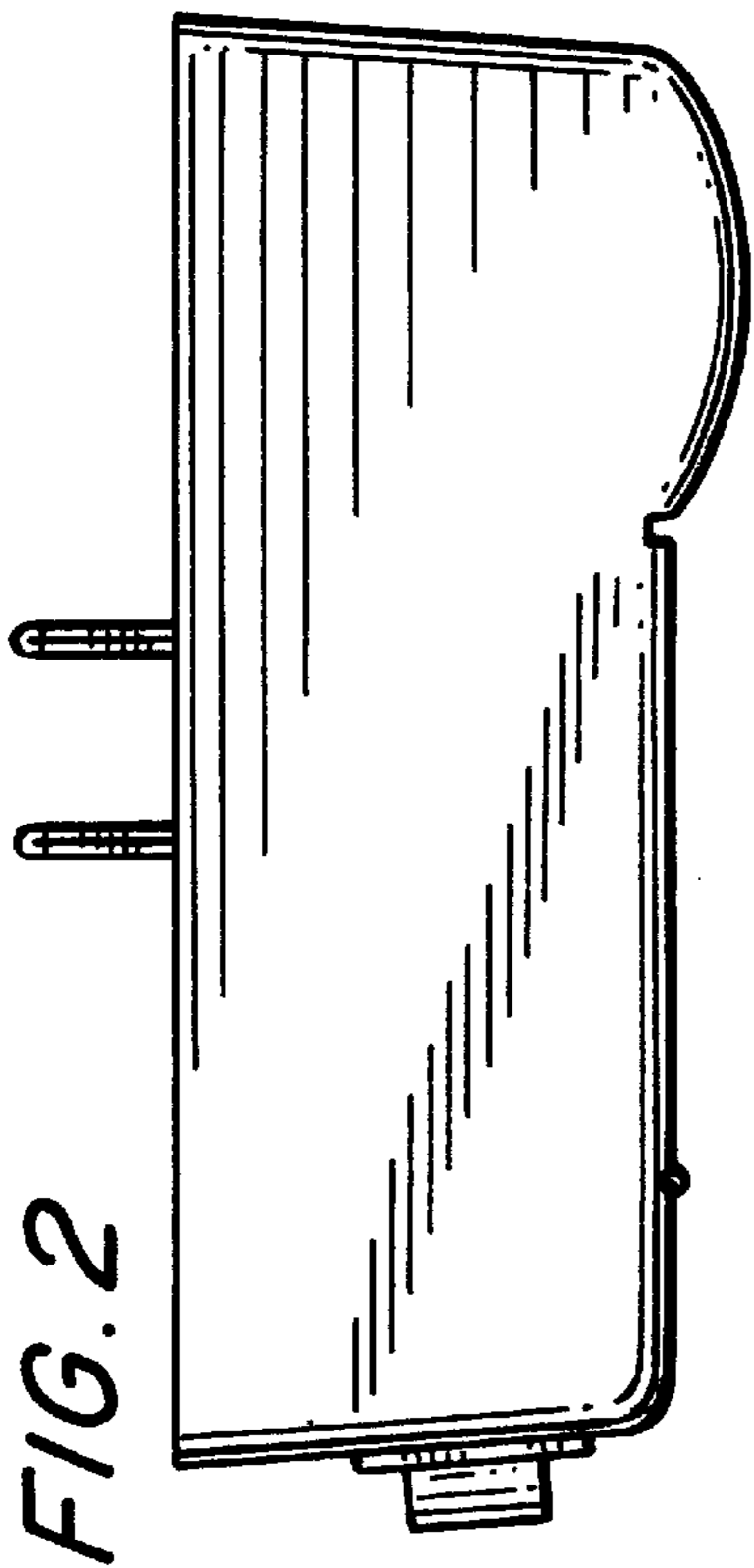


FIG. 2

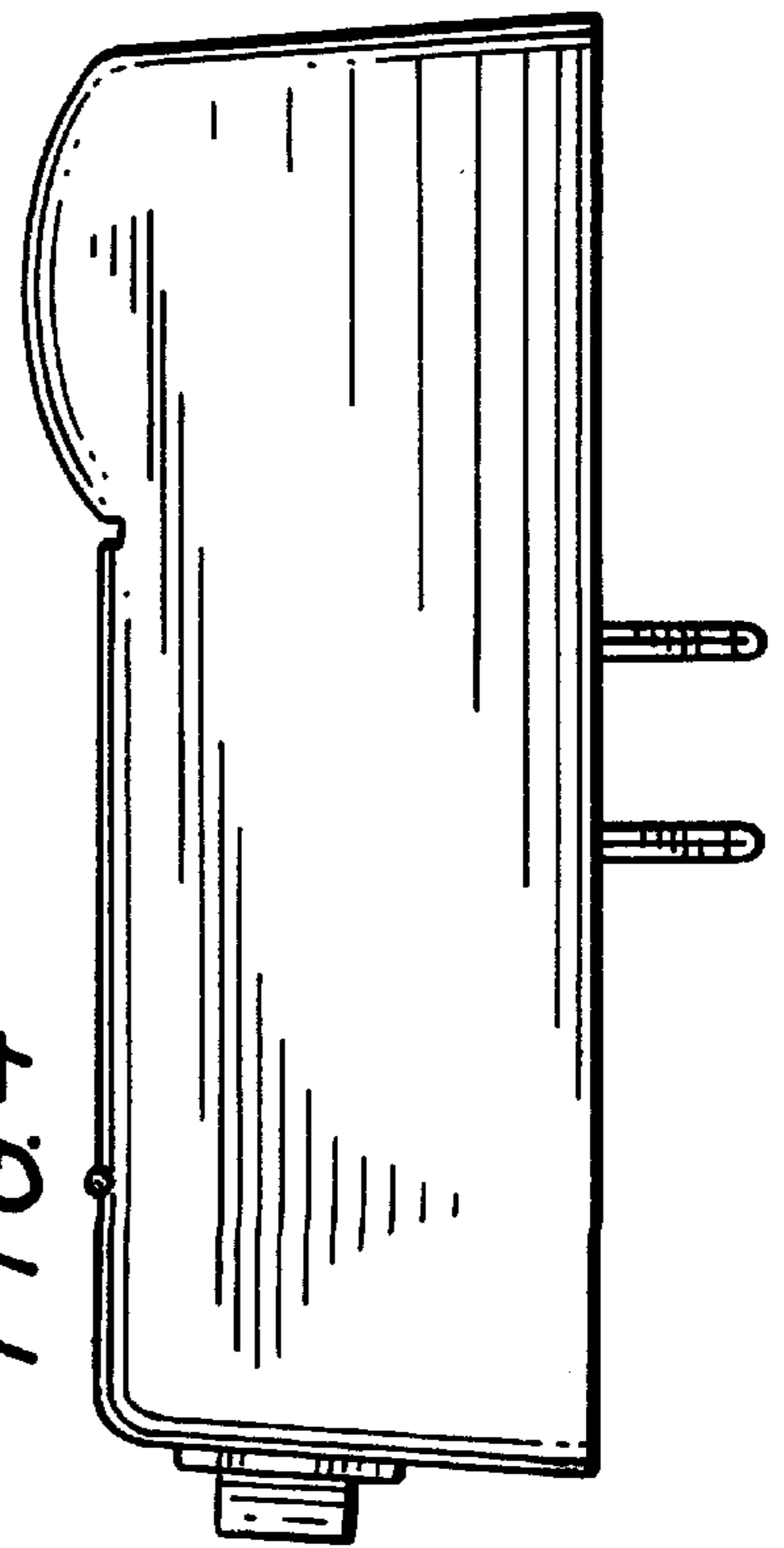


FIG. 4

FIG. 7

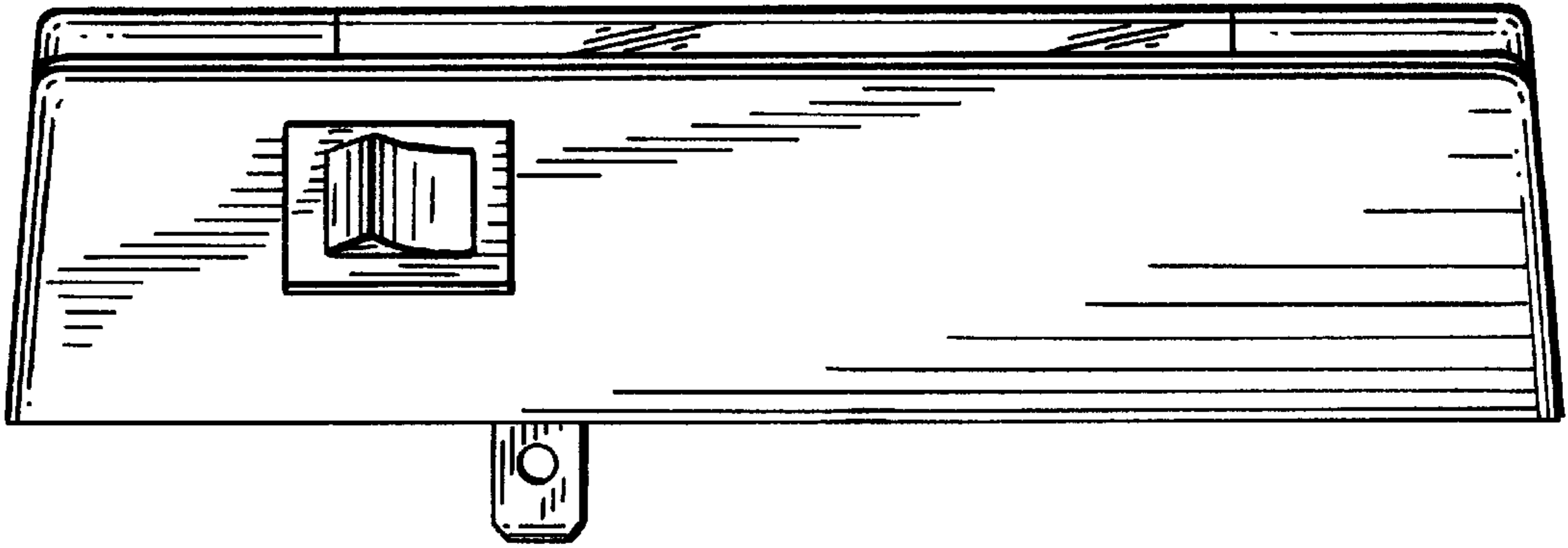


FIG. 6




FIG. 5

