



US00D437423S

(12) **United States Design Patent**
Lin

(10) **Patent No.:** **US D437,423 S**

(45) **Date of Patent:** **** Feb. 6, 2001**

(54) **BLOCK**

5,924,477 * 7/1999 Doru 52/603 X

(75) Inventor: **Fu-Chi Lin**, Taipei Hsien (TW)

FOREIGN PATENT DOCUMENTS

(73) Assignee: **Youth Toy Enterprise Co., Ltd.**, Taipei Hsien (TW)

663354 * 7/1938 (DE) D25/113

(**) Term: **14 Years**

* cited by examiner

(21) Appl. No.: **29/120,953**

Primary Examiner—Louis S. Zarfes

Assistant Examiner—Robert A. Delehanty

(22) Filed: **Mar. 30, 2000**

(74) *Attorney, Agent, or Firm*—Rabin & Champagne, P.C.

(51) **LOC (7) Cl.** **25-01**

(52) **U.S. Cl.** **D25/114**

(58) **Field of Search** D25/112–118,
D25/199; D21/484–485, 488, 490–493,
501–505; 52/574–575, 596–612; 404/34,
37–39, 40–42, 50; 405/284–286

(57) **CLAIM**

The ornamental design for a block, as shown and described.

(56) **References Cited**

U.S. PATENT DOCUMENTS

- D. 186,374 * 10/1959 Bedack et al. D25/115
- D. 307,792 * 5/1990 Poulsen D25/117 X
- D. 414,276 * 9/1999 Bruno et al. D25/113
- 2,172,714 * 9/1939 Schack et al. D25/116 X
- 3,267,823 * 8/1966 MacRae D25/113 X
- 3,412,519 * 11/1968 Brettingen D25/115 X
- 5,520,395 * 5/1996 Mondello, Jr. D21/499 X

DESCRIPTION

FIG. 1 is a front view of a block showing my new design; the rear view is the same as the front view;

FIG. 2 is a left side view thereof; the right side view is the same as the left side view;

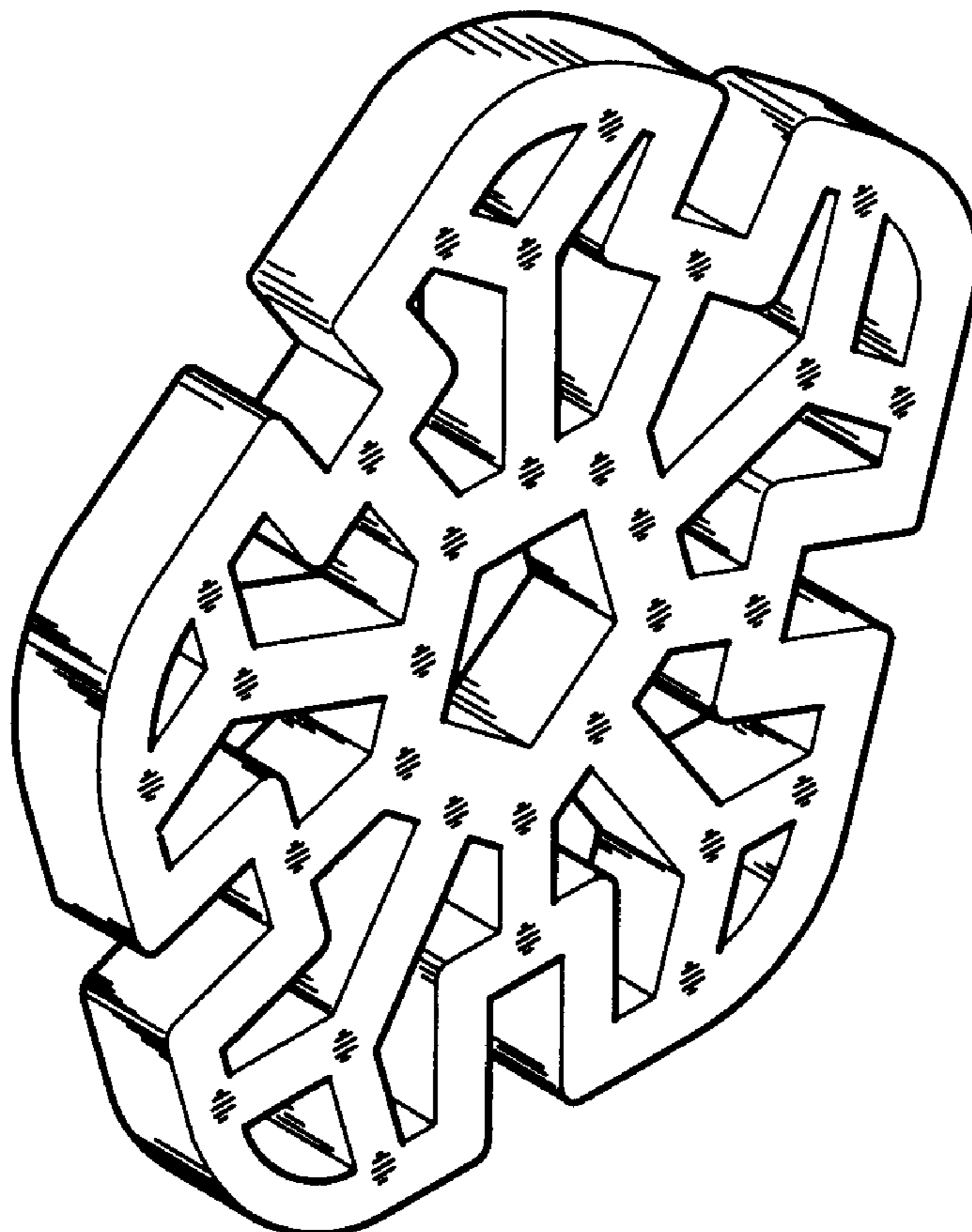
FIG. 3 is a top view thereof;

FIG. 4 is a bottom view thereof; and,

FIG. 5 is an enlarged perspective view thereof.

The line pattern shown on the front and rear surfaces of the block shown in FIGS. 1 and 5 of the drawing views is understood to represent surface shading indicating a solid surface.

1 Claim, 3 Drawing Sheets






Fig. 1



Fig. 2



Fig. 3



Fig. 4

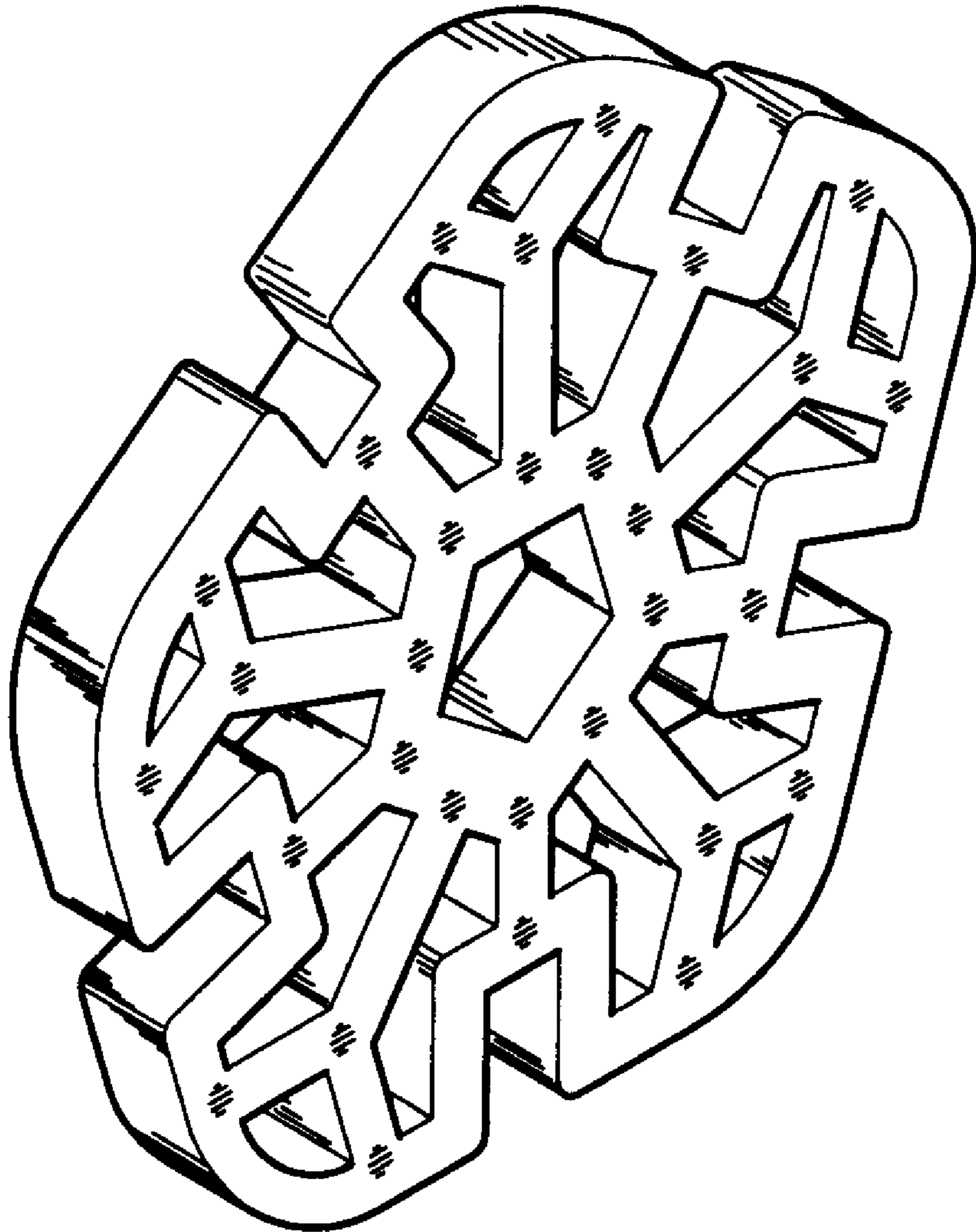


Fig. 5