



US00D437405S

(12) **United States Design Patent**
Schrank

(10) **Patent No.:** **US D437,405 S**

(45) **Date of Patent:** **** Feb. 6, 2001**

(54) **VENTILATION GRILL**

805,247 * 11/1905 Thompson 454/309

(75) Inventor: **Anthony L. Schrank**, Fairfield, OH
(US)

* cited by examiner

Primary Examiner—Lisa Lichtenstein
(74) *Attorney, Agent, or Firm*—Wood, Herron & Evans,
LLP

(73) Assignee: **Nuvent, Inc.**, Cincinnati, OH (US)

(**) Term: **14 Years**

(57) **CLAIM**

The ornamental design for a ventilation grill, as shown and described.

(21) Appl. No.: **29/114,388**

(22) Filed: **Nov. 23, 1999**

DESCRIPTION

(51) **LOC (7) Cl.** **23-03**

FIG. 1 is a perspective view of a ventilation grill showing my new design;

(52) **U.S. Cl.** **D23/393**

FIG. 2 is a bottom plan view thereof;

(58) **Field of Search** D23/393, 370,
D23/325, 392, 324, 388, 389; 454/309

FIG. 3 is a front elevational view thereof;

FIG. 4 is a right side elevational view thereof, the left side elevational view being a mirror image;

(56) **References Cited**

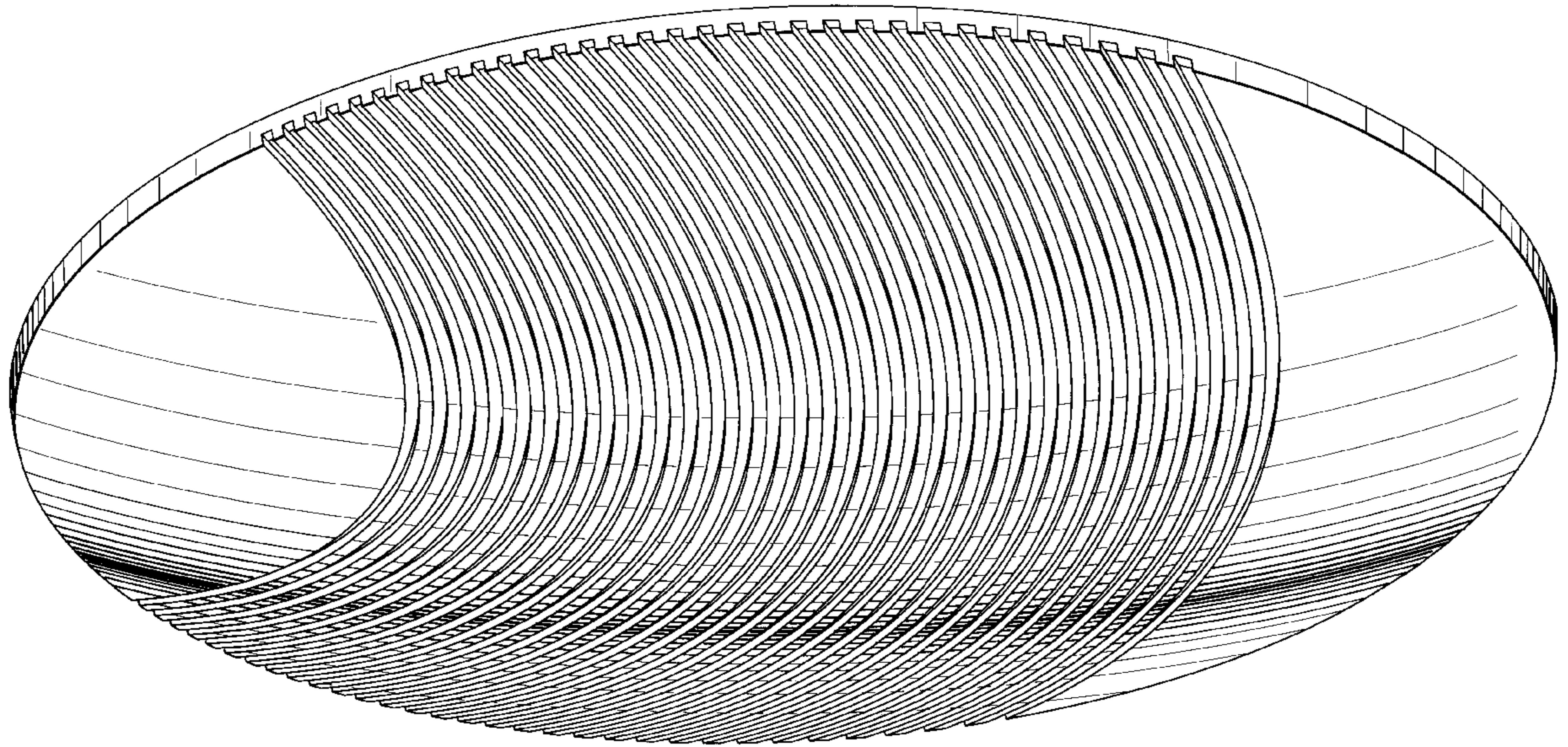
U.S. PATENT DOCUMENTS

FIG. 5 is a rear elevational view thereof; and,

FIG. 6 is a top plan view thereof.

D. 358,205 * 5/1995 Ruhland D23/393

1 Claim, 3 Drawing Sheets



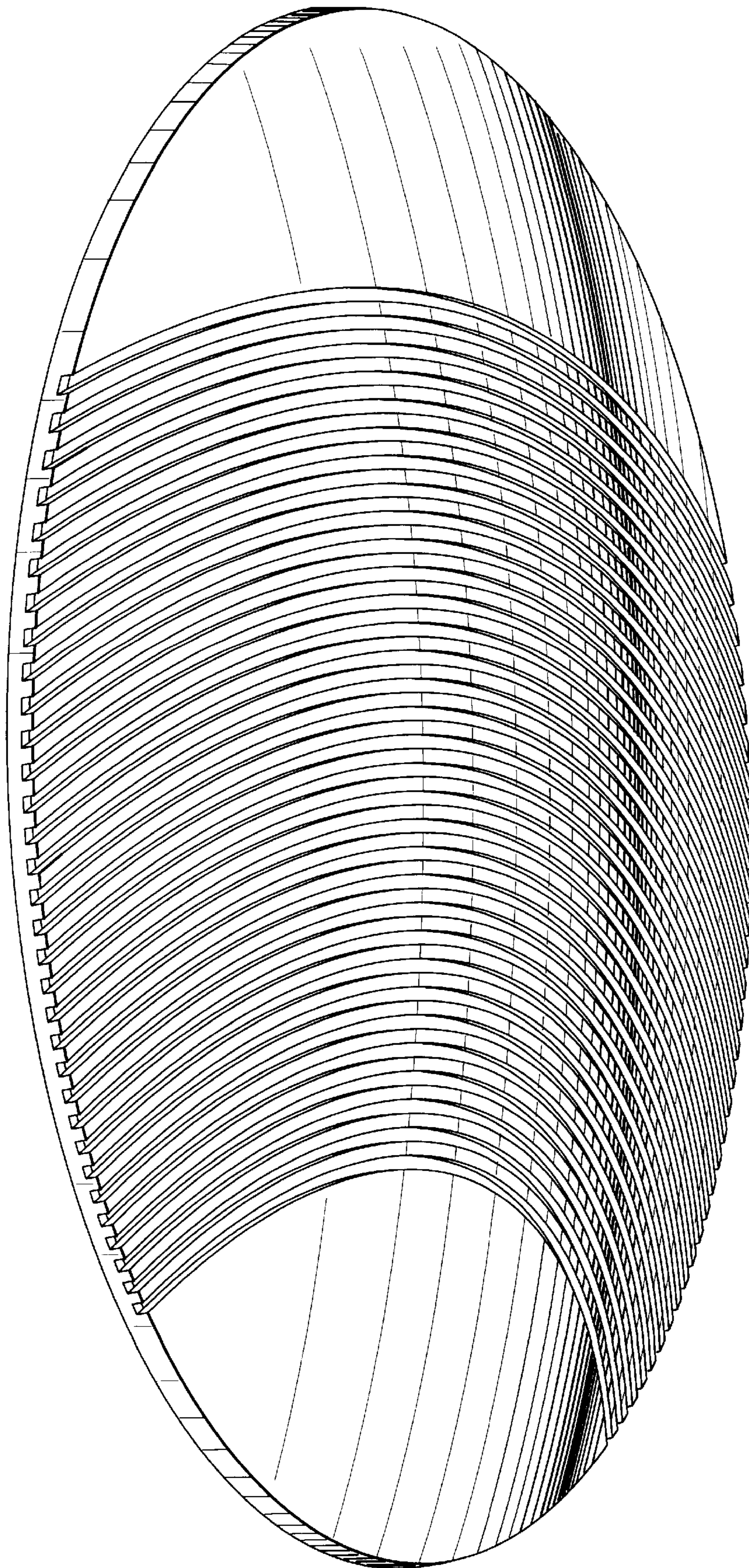


FIG.1

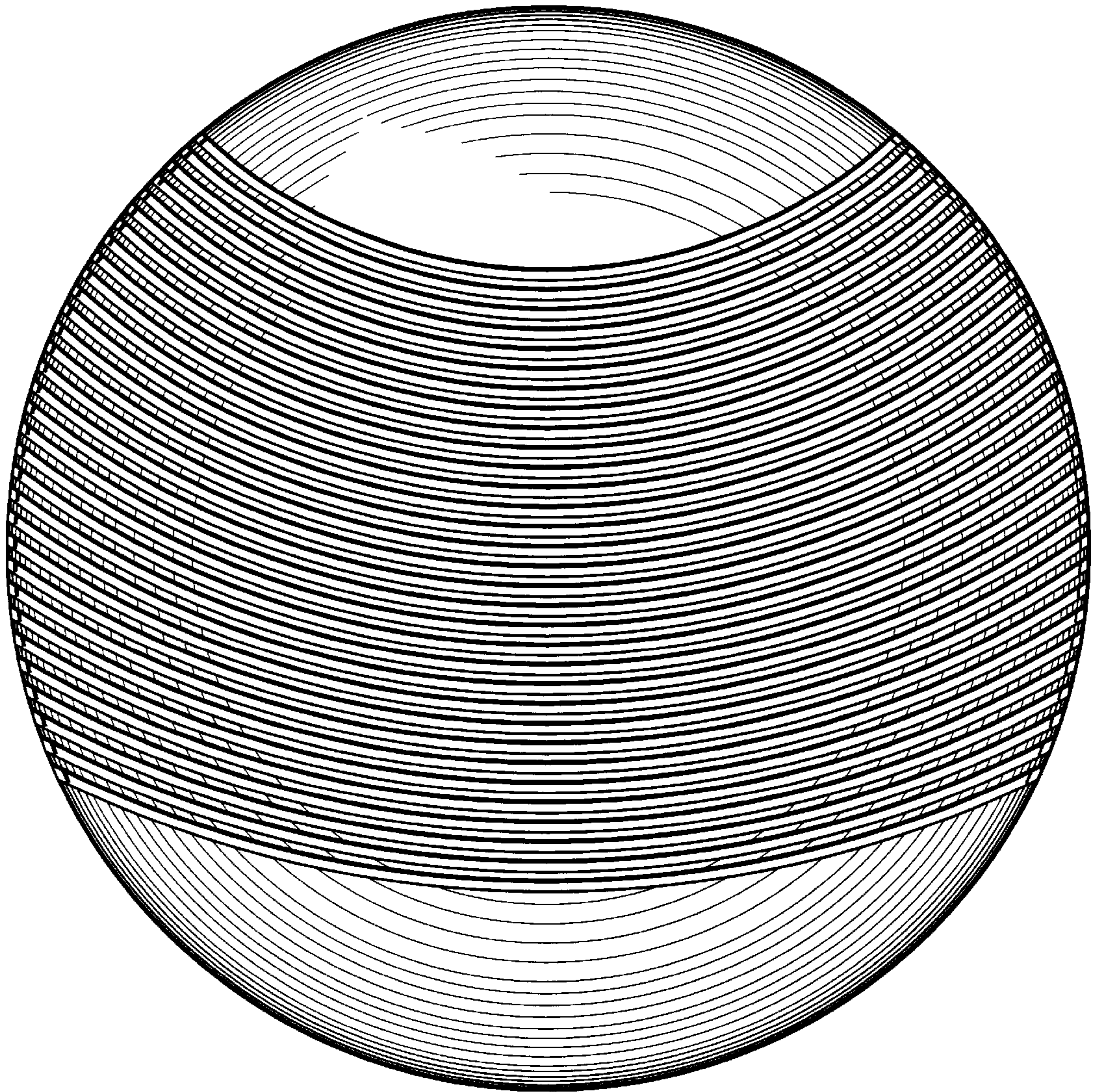


FIG. 2




FIG. 3

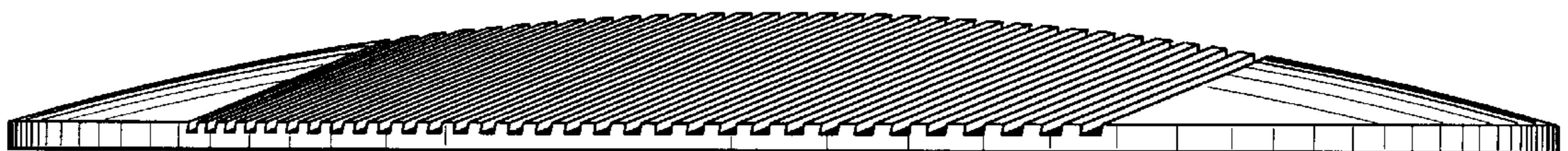


FIG. 4




FIG. 5




FIG. 6