



US00D437398S

(12) **United States Design Patent**
Kobayashi

(10) **Patent No.:** **US D437,398 S**

(45) **Date of Patent:** **** Feb. 6, 2001**

(54) **AIR CONDITIONER**

(75) Inventor: **Hiroshi Kobayashi**, Kawasaki (JP)

(73) Assignee: **Fujitsu General Limited**,
Kanagawa-ken (JP)

(**) Term: **14 Years**

(21) Appl. No.: **29/124,044**

(22) Filed: **May 30, 2000**

(30) **Foreign Application Priority Data**

Dec. 8, 1999 (JP) 11-33852

(51) **LOC (7) Cl.** **23-04**

(52) **U.S. Cl.** **D23/351**

(58) **Field of Search** D23/351-354,
D23/333; 312/236; 62/259.1, 259.4, 262,
263, 304, 324.1, DIG. 16; 454/201, 202,
204

(56) **References Cited**

U.S. PATENT DOCUMENTS

- D. 327,736 * 7/1992 Shimano et al. D23/351
- D. 368,305 * 3/1996 Shigenari et al. D23/351
- D. 402,020 * 12/1998 Aihara et al. D23/351
- D. 426,626 * 6/2000 Nonaka et al. D23/351

OTHER PUBLICATIONS

Fujitsu General Limited Air Conditioner Catalog, Apr., 1999, 4 pages.

* cited by examiner

Primary Examiner—B. J. Bullock

(74) *Attorney, Agent, or Firm*—Sughrue, Mion, Zinn, Macpeak & Seas, PLLC

(57) **CLAIM**

The ornamental design for an air conditioner, as shown and described.

DESCRIPTION

FIG. 1 is a perspective view of the front and right side of an air conditioner showing my new design;
 FIG. 2 is a front elevational view thereof;
 FIG. 3 is a top plan view thereof;
 FIG. 4 is a bottom plan view thereof;
 FIG. 5 is a right side elevational view thereof, the left side being a mirror image thereof;
 FIG. 6 is a rear elevational view thereof; and,
 FIG. 7 is a perspective view similar to FIG. 1 with the louvers open.

1 Claim, 6 Drawing Sheets





FIG. 1

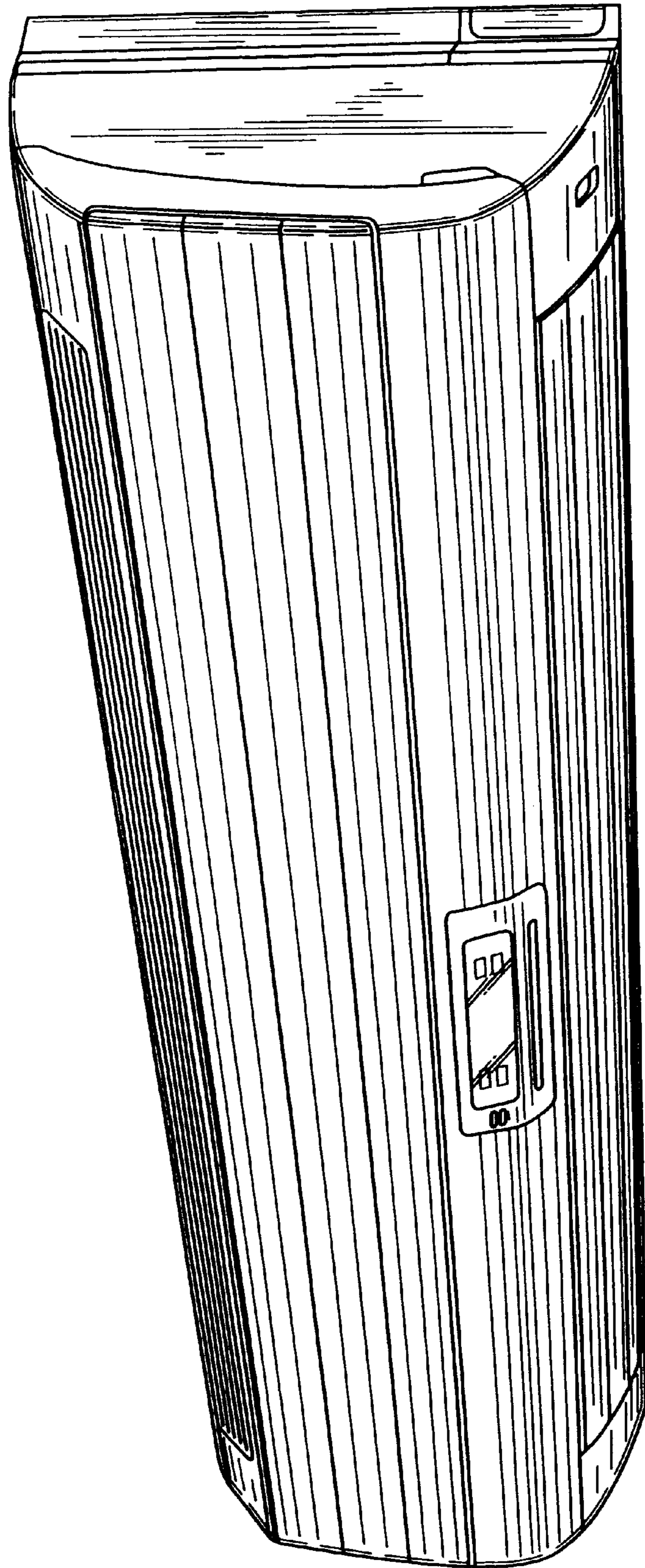


FIG. 2

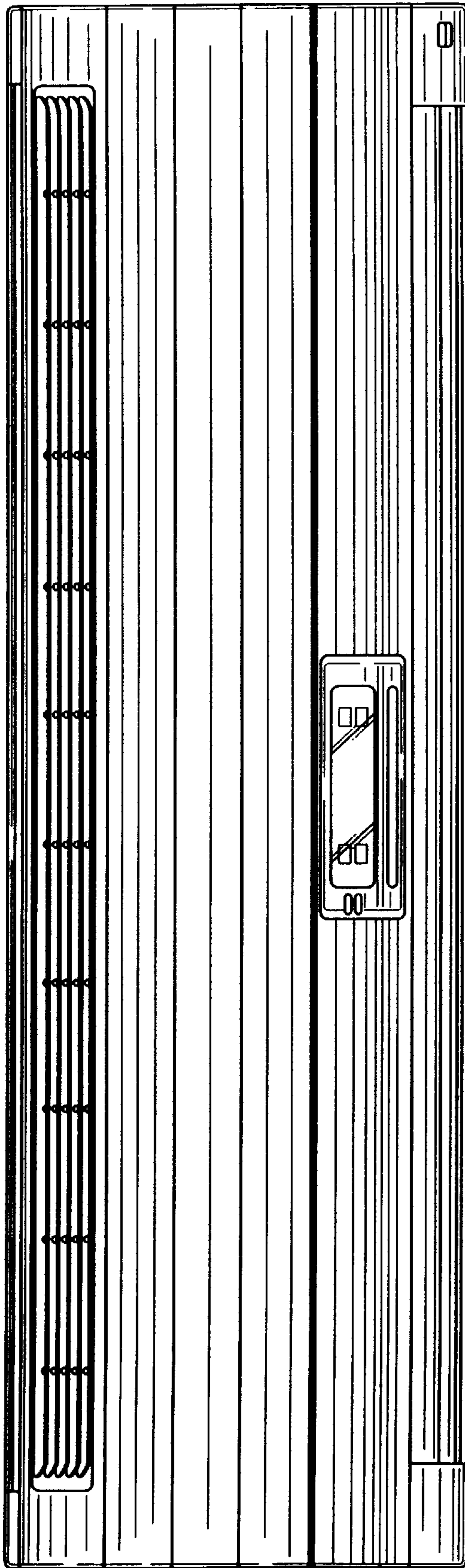


FIG. 3




FIG. 4

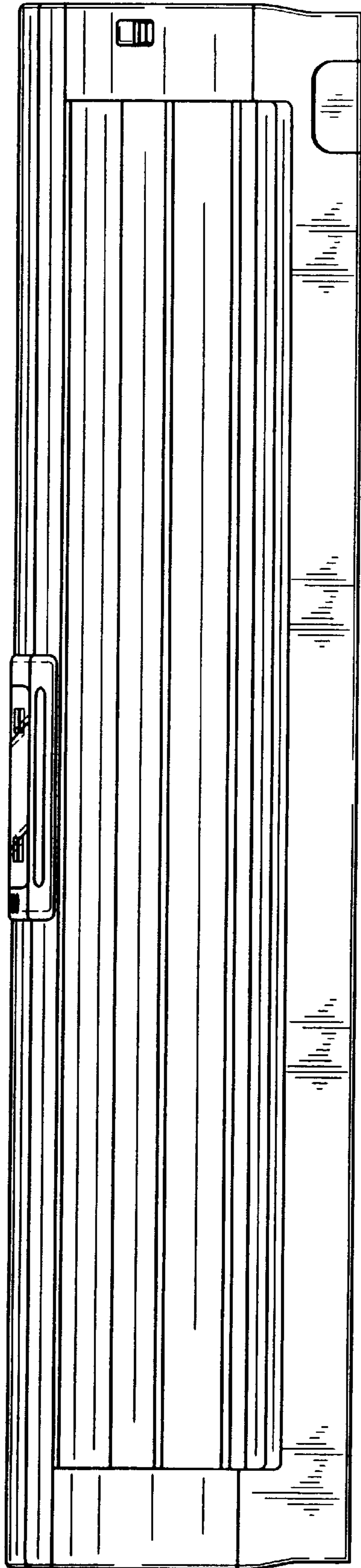


FIG. 5

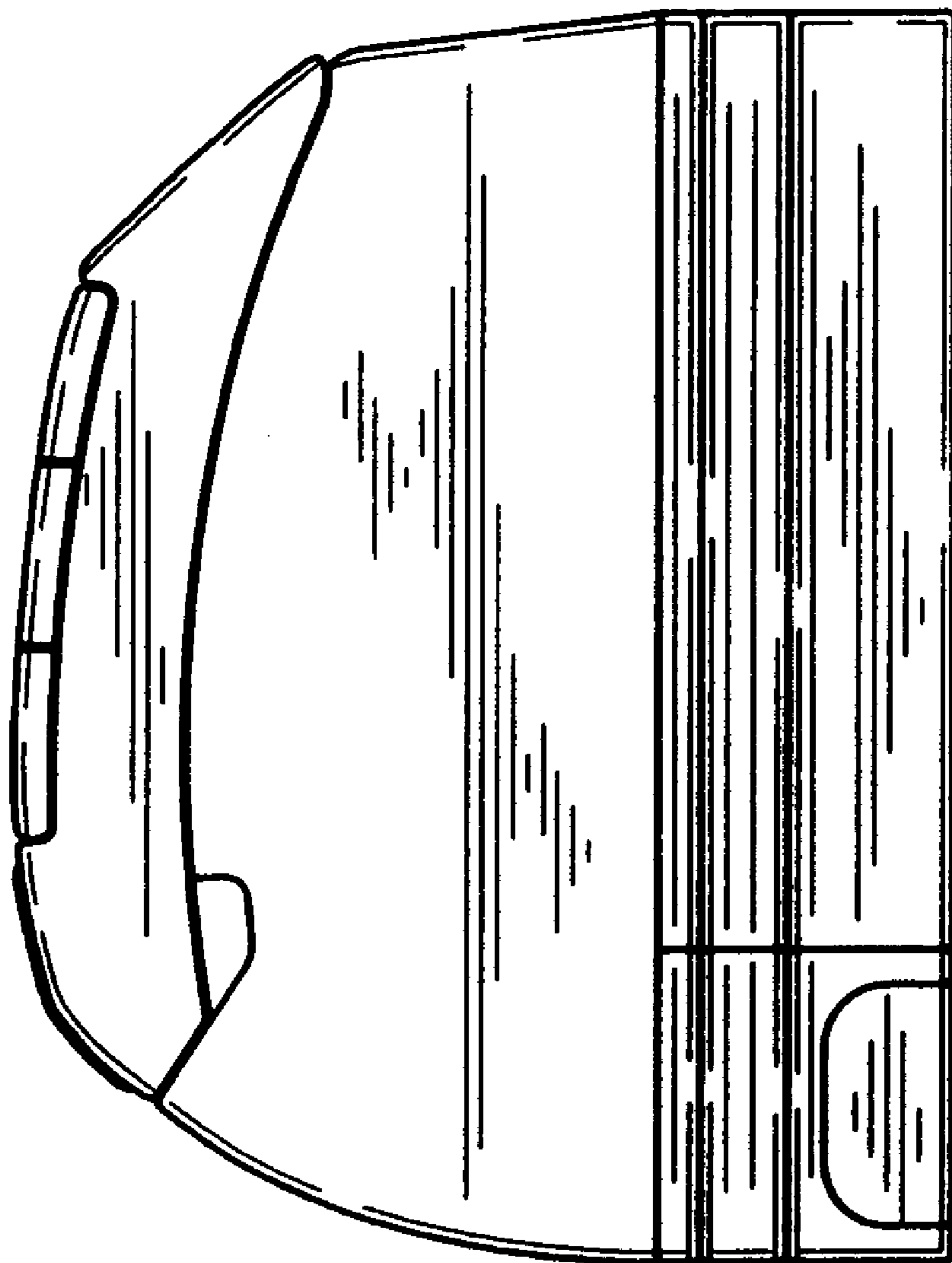


FIG. 6

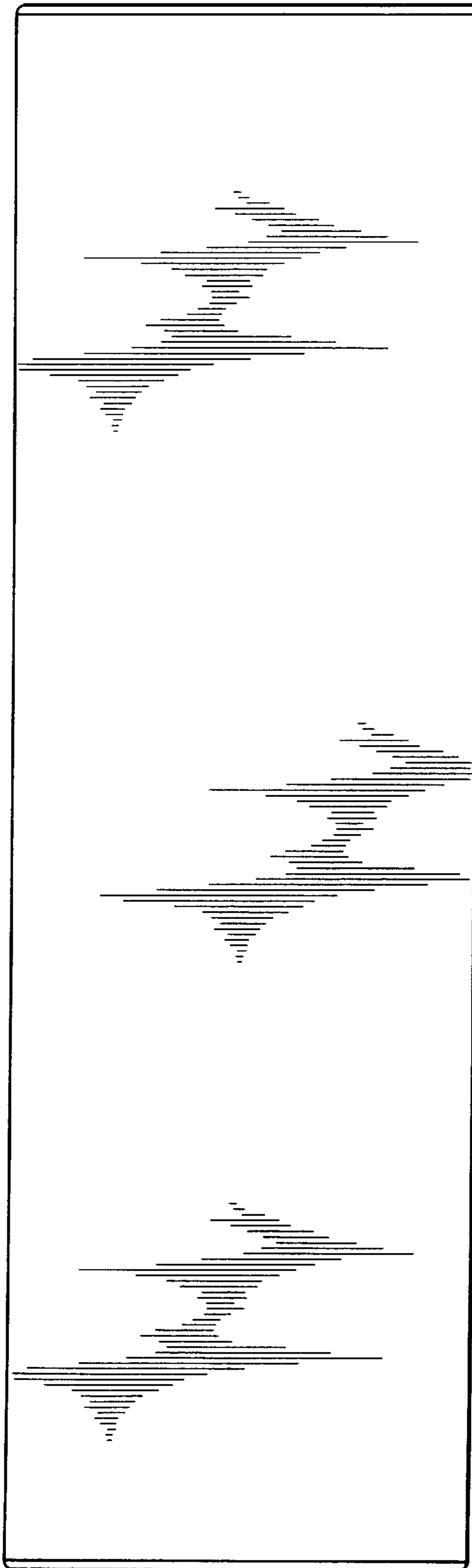


FIG. 7

