



US00D437395S

(12) **United States Design Patent**
Fleischmann

(10) **Patent No.:** **US D437,395 S**

(45) **Date of Patent:** **** Feb. 6, 2001**

(54) **FAUCET**

(75) **Inventor:** **Klaus Fleischmann, Krefeld (DE)**

(73) **Assignee:** **Hansa Metallwerke AG (DE)**

(**) **Term:** **14 Years**

(21) **Appl. No.:** **29/097,064**

(22) **Filed:** **Nov. 27, 1998**

Related U.S. Application Data

(62) Division of application No. 29/069,218, filed on Apr. 12, 1997.

(30) **Foreign Application Priority Data**

Oct. 22, 1996 (DE) M 96 09 174

(51) **LOC (7) Cl.** **23-01**

(52) **U.S. Cl.** **D23/238**

(58) **Field of Search** D23/238-243,
D23/250-257; 4/675-678; 137/801; D8/300-308

(56) **References Cited**

U.S. PATENT DOCUMENTS

D. 397,423 * 8/1998 Short et al. D23/238

D. 397,769 * 9/1998 Lobermeier D23/238
D. 398,956 * 9/1998 Kergoet D23/238
D. 399,302 * 10/1998 Bertoli D23/238
D. 400,968 * 11/1998 Lobermeier D23/238

* cited by examiner

Primary Examiner—Eric Watterson

(57) **CLAIM**

I claim the ornamental design for a faucet, as shown and described.

DESCRIPTION

FIG. 1 is a front view thereof.

FIG. 2 is a rear view thereof.


FIG. 3 is a top view thereof.


FIG. 4 is a bottom view thereof.

FIG. 5 is a perspective view thereof; and,

FIG. 6 is a right side elevation of a faucet showing my new design.

1 Claim, 6 Drawing Sheets








Fig. 2



Fig. 3

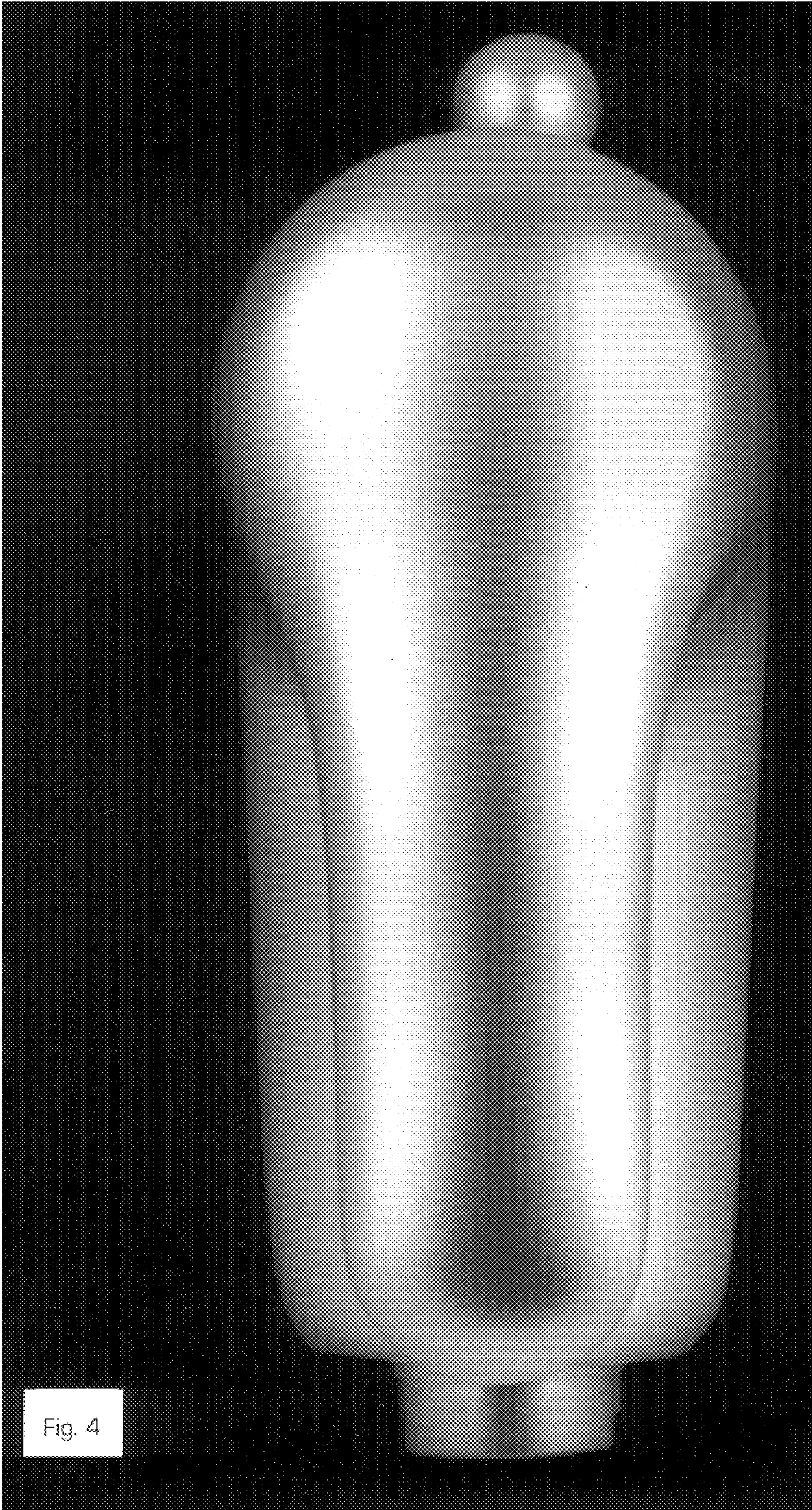


Fig. 4




Fig. 5

