



US00D437392S

(12) **United States Design Patent**
Milrud

(10) **Patent No.:** **US D437,392 S**

(45) **Date of Patent:** **** Feb. 6, 2001**

(54) **SHOWER HEAD**

(75) **Inventor:** **Eduardo Milrud**, Chagrin Falls, OH (US)

(73) **Assignee:** **Moen Incorporated**, North Olmsted, OH (US)

(**) **Term:** **14 Years**

(21) **Appl. No.:** **29/114,670**

(22) **Filed:** **Nov. 29, 1999**

(51) **LOC (7) Cl.** **23-01**

(52) **U.S. Cl.** **D23/229**

(58) **Field of Search** D23/213, 223, D23/229-230; 239/394, 359, 462

(56) **References Cited**

U.S. PATENT DOCUMENTS

D. 241,546	9/1976	Rizzuto .	
D. 313,833	* 1/1991	Presman	D23/213
D. 327,115	6/1992	Rogers .	
D. 327,729	7/1992	Rogers .	
D. 328,634	8/1992	Ward .	
D. 332,303	1/1993	Klose .	
D. 334,048	3/1993	Ben-Zur .	
D. 339,627	9/1993	Klose .	
D. 347,260	5/1994	Ben-Zur .	
D. 348,720	7/1994	Haug et al. .	
D. 351,453	10/1994	Huen .	
D. 352,092	11/1994	Warshawsky .	
D. 352,766	11/1994	Hill et al. .	
D. 355,242	2/1995	Warshawsky .	
D. 361,623	8/1995	Huen .	
D. 367,315	2/1996	Andrus .	
D. 368,761	4/1996	Andrus .	
D. 369,203	4/1996	Andrus .	
D. 369,204	4/1996	Andrus .	
D. 369,205	4/1996	Andrus .	

D. 370,052	5/1996	Chan et al. .	
D. 374,271	10/1996	Fleischmann .	
D. 374,477	10/1996	Dow et al. .	
D. 375,541	11/1996	Michaluk .	
D. 379,212	5/1997	Chan .	
D. 385,331	10/1997	Andrus .	
D. 385,332	10/1997	Andrus .	
D. 385,333	10/1997	Caroen et al. .	
D. 387,413	12/1997	Andrus .	
D. 389,558	1/1998	Andrus .	
D. 392,369	3/1998	Chan .	
D. 393,046	* 3/1998	Andrus et al.	D23/213
D. 395,074	* 6/1998	Neibrook et al.	D23/229
D. 398,953	9/1998	Andrus et al. .	
D. 400,966	11/1998	Ratzlaff .	
D. 401,669	11/1998	Ratzlaff .	
D. 403,408	12/1998	Andrus et al. .	
D. 405,502	2/1999	Tse .	
D. 410,275	5/1999	Lipshitz .	
D. 410,276	5/1999	Ben-Tsur .	
D. 418,904	* 1/2000	Milrud	D23/229

* cited by examiner

Primary Examiner—Robin V. Taylor
(74) *Attorney, Agent, or Firm*—McEachran, Jambor, Keating, Bock & Kurtz

(57) **CLAIM**

The ornamental design for a shower head, as shown and described.

DESCRIPTION

FIG. 1 is a perspective view of a shower head showing my new design, portions shown in broken lines forming no part of the invention;
FIG. 2 is a left side view thereof, the right side, top and bottom views being a mirror image of the left side;
FIG. 3 is a front view thereof; and,
FIG. 4 is a rear view thereof.

1 Claim, 1 Drawing Sheet

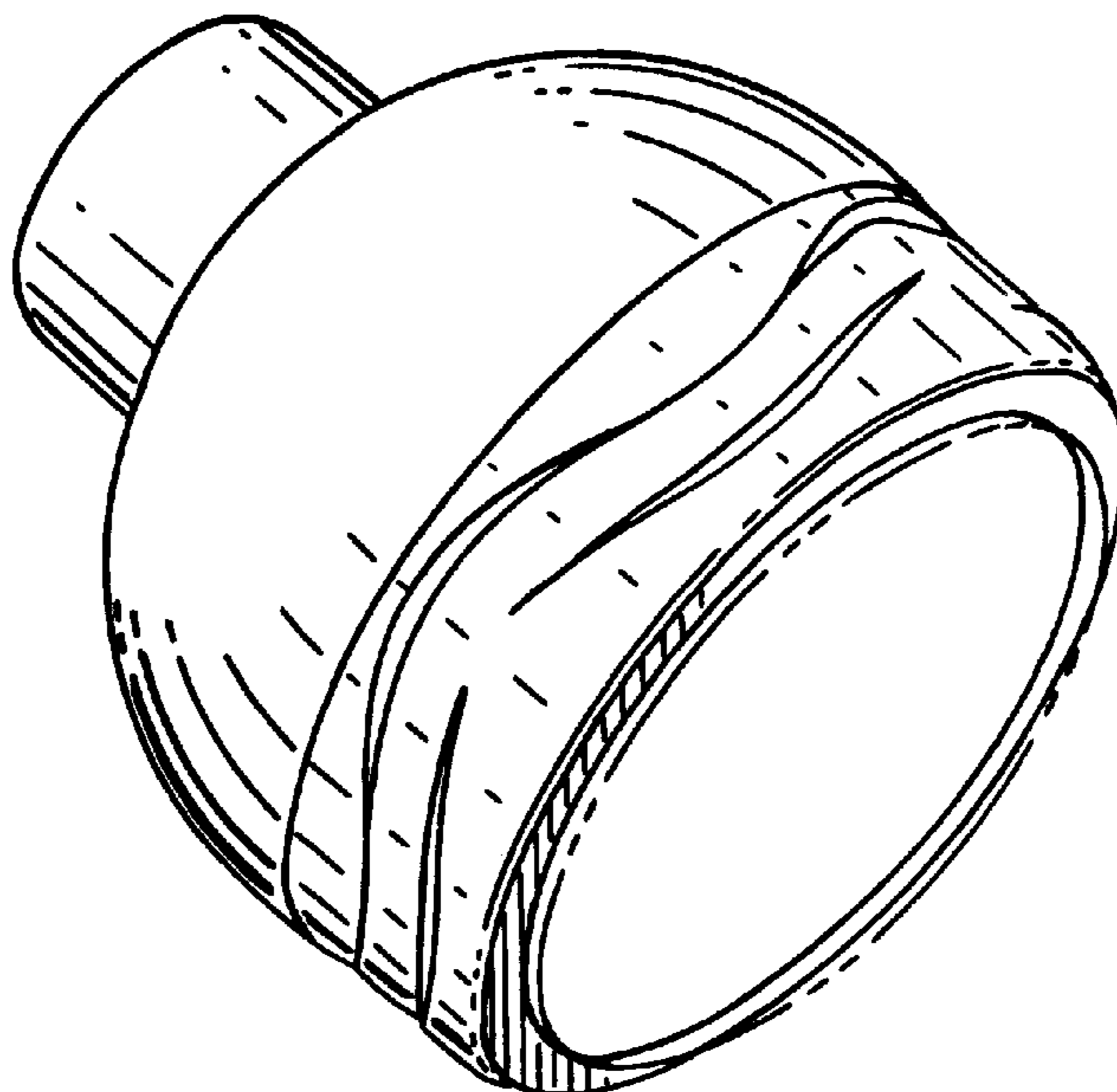


FIG. 1.

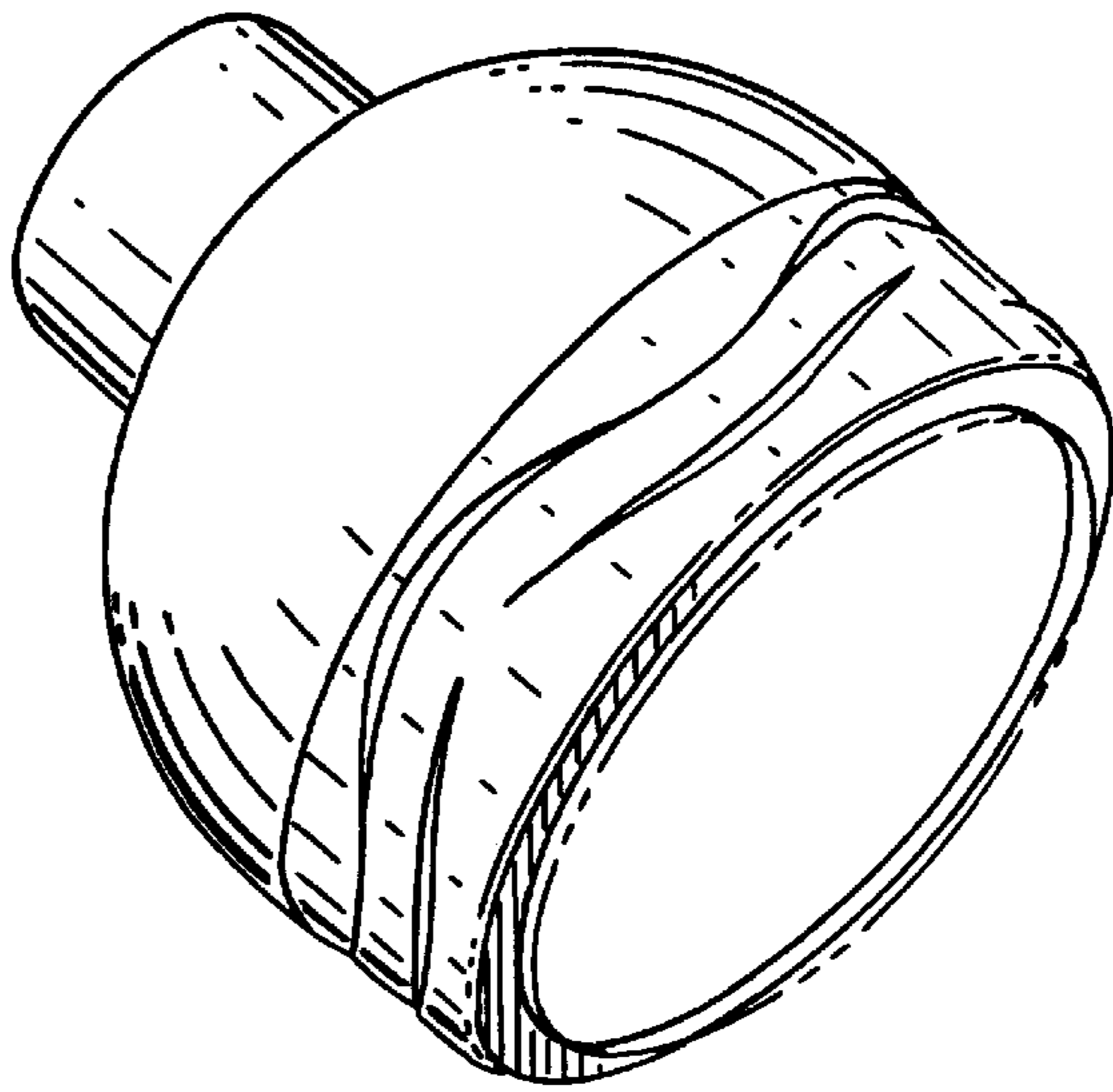


FIG. 2.

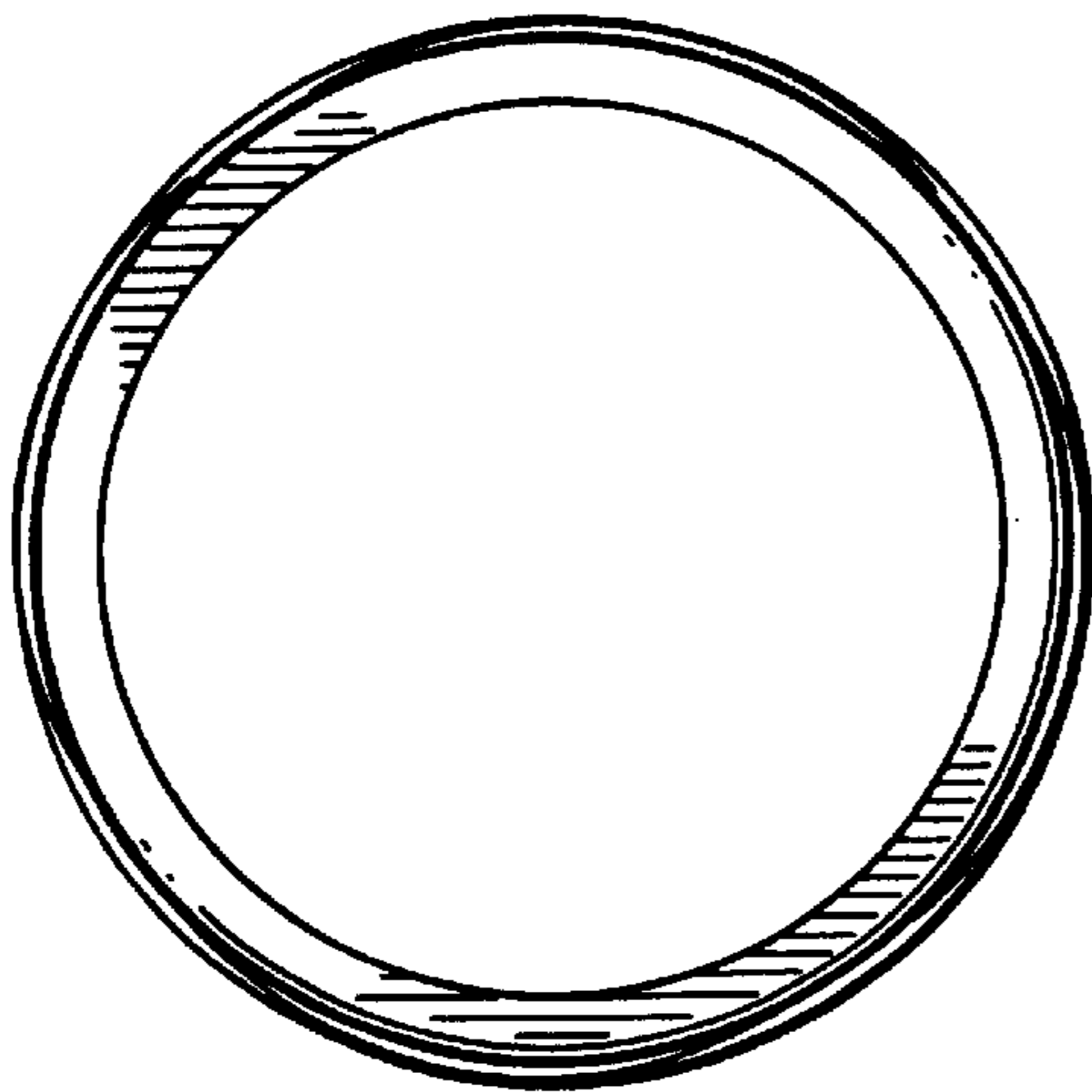
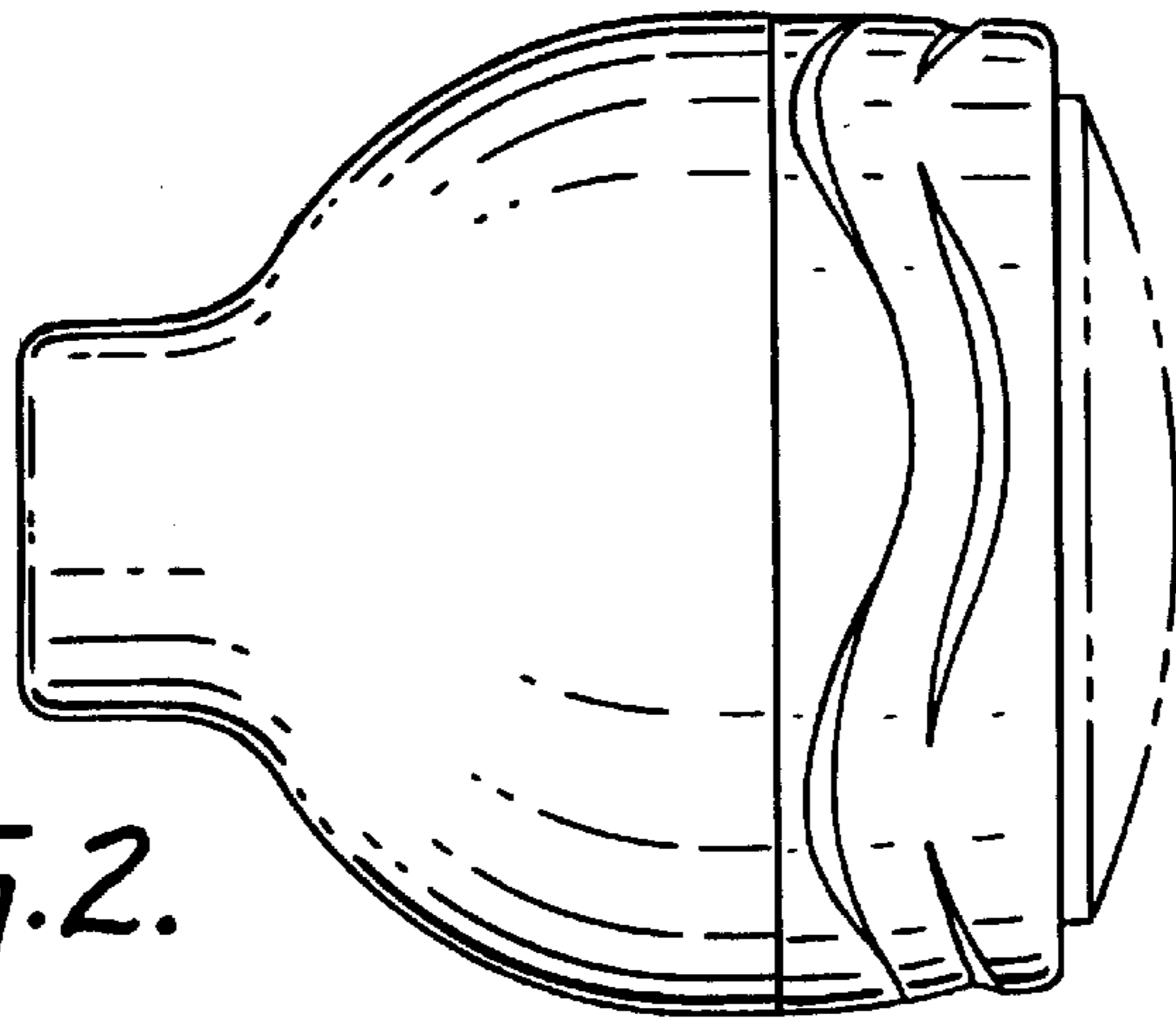


FIG. 3.

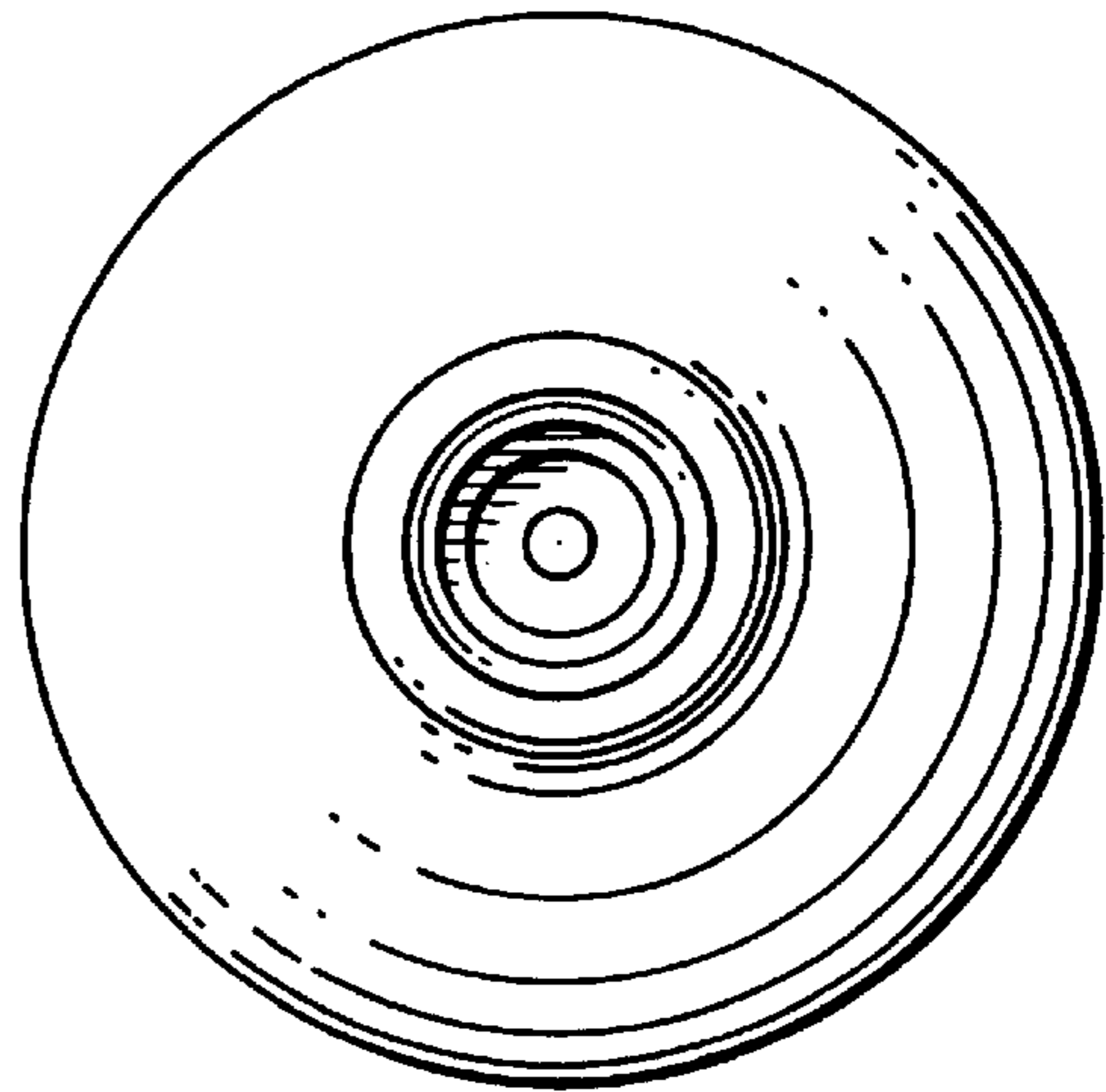


FIG. 4.