



US00D437377S

(12) **United States Design Patent**
Fisher

(10) **Patent No.:** **US D437,377 S**

(45) **Date of Patent:** **** Feb. 6, 2001**

(54) **SKATEBOARD**

(76) **Inventor:** **James Fisher**, No. 7 Cormorant
Crescent, Steenberg Estate, 7945 (ZA)

(**) **Term:** **14 Years**

(21) **Appl. No.:** **29/110,797**

(22) **Filed:** **Sep. 15, 1999**

(30) **Foreign Application Priority Data**

Mar. 18, 1999 (ZA) A99/0264

(51) **LOC (7) Cl.** **21-02**

(52) **U.S. Cl.** **D21/765**

(58) **Field of Search** D21/760, 763-765,
D21/771, 419, 421; 280/87.01, 87.041,
87.042, 843, 11.19, 11.2

(56) **References Cited**

U.S. PATENT DOCUMENTS

- D. 222,158 * 10/1971 Noches D21/765
- D. 357,523 * 4/1995 Givens D21/765
- D. 397,753 * 9/1998 Lin D21/765

- D. 405,141 * 2/1999 Bonzanigo D21/765
- 3,771,811 * 11/1973 Bueno 280/87.042
- 4,149,735 * 4/1979 Blackburn et al. D21/765
- 5,236,208 * 8/1993 Welsh 280/87.041
- 5,505,474 * 4/1996 Yeh 280/87.042

* cited by examiner

Primary Examiner—Raphael Barkai

(74) *Attorney, Agent, or Firm*—Young & Thomson

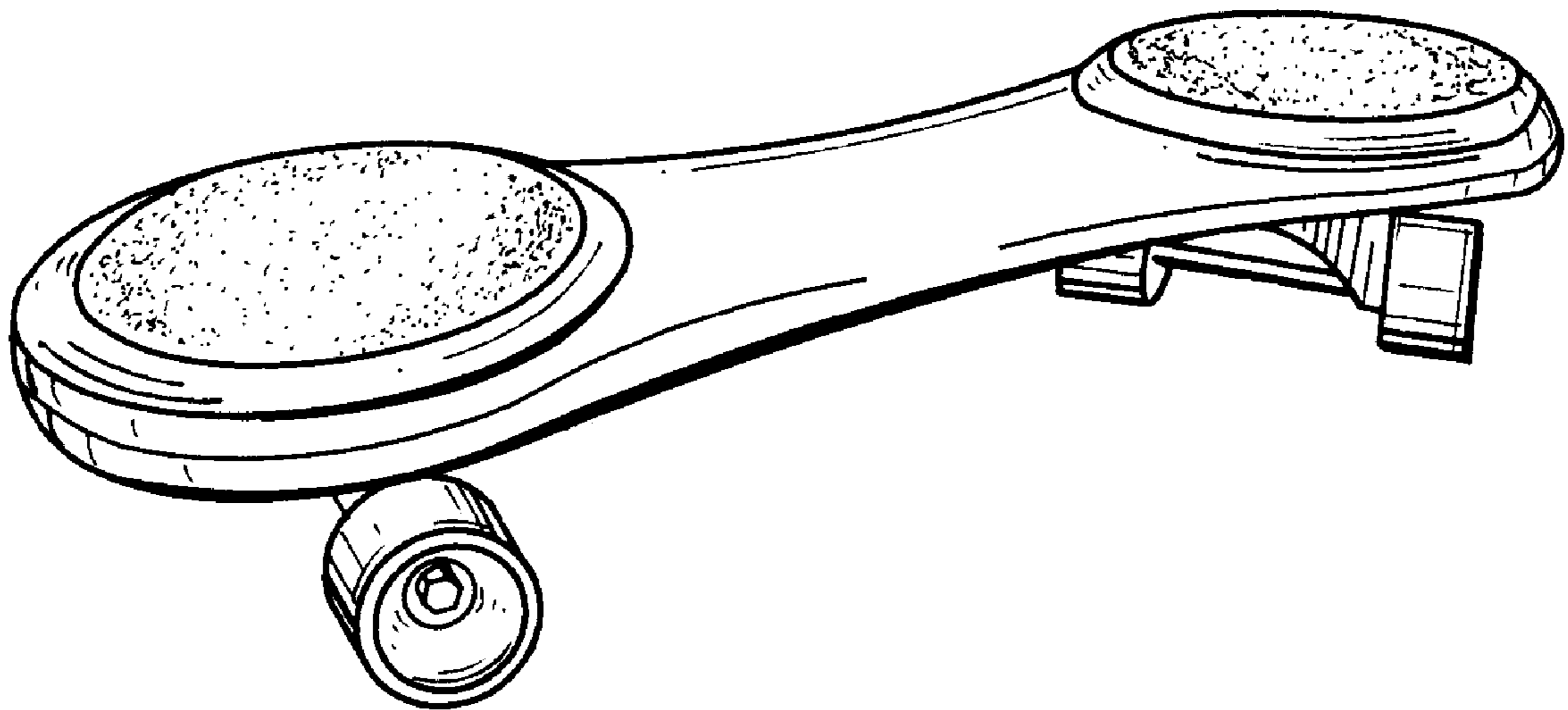
(57) **CLAIM**

The ornamental designs for a skateboard, as shown and described.

DESCRIPTION

FIG. 1 is a side view of the skateboard
 FIG. 2 is an end elevation of the FIG. 1 skateboard with the view in the opposite direction of FIG. 1 being identical
 FIG. 3 is a plan view of the FIG. 1 skateboard
 FIG. 4 is an under plan view of the FIG. 1 skateboard; and,
 FIG. 5 is a perspective view from above and one side of the FIG. 1 skateboard.

1 Claim, 1 Drawing Sheet



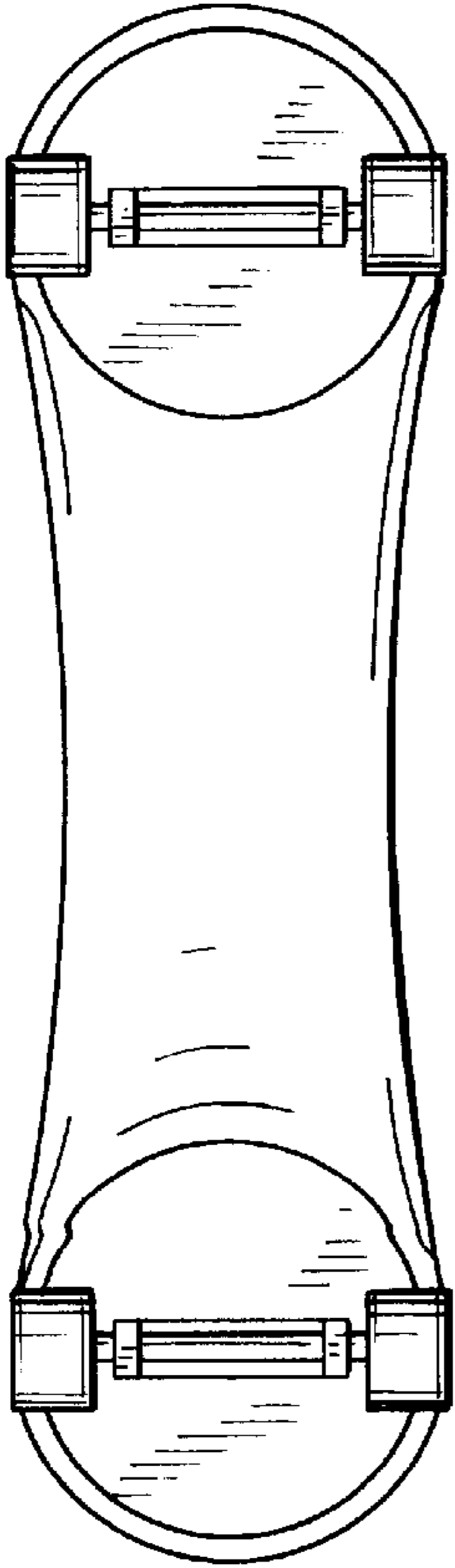


FIG. 4




FIG. 2

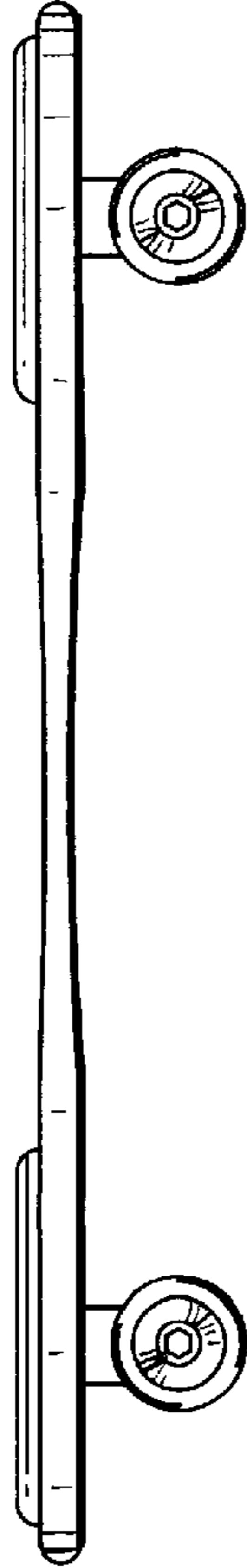


FIG. 1

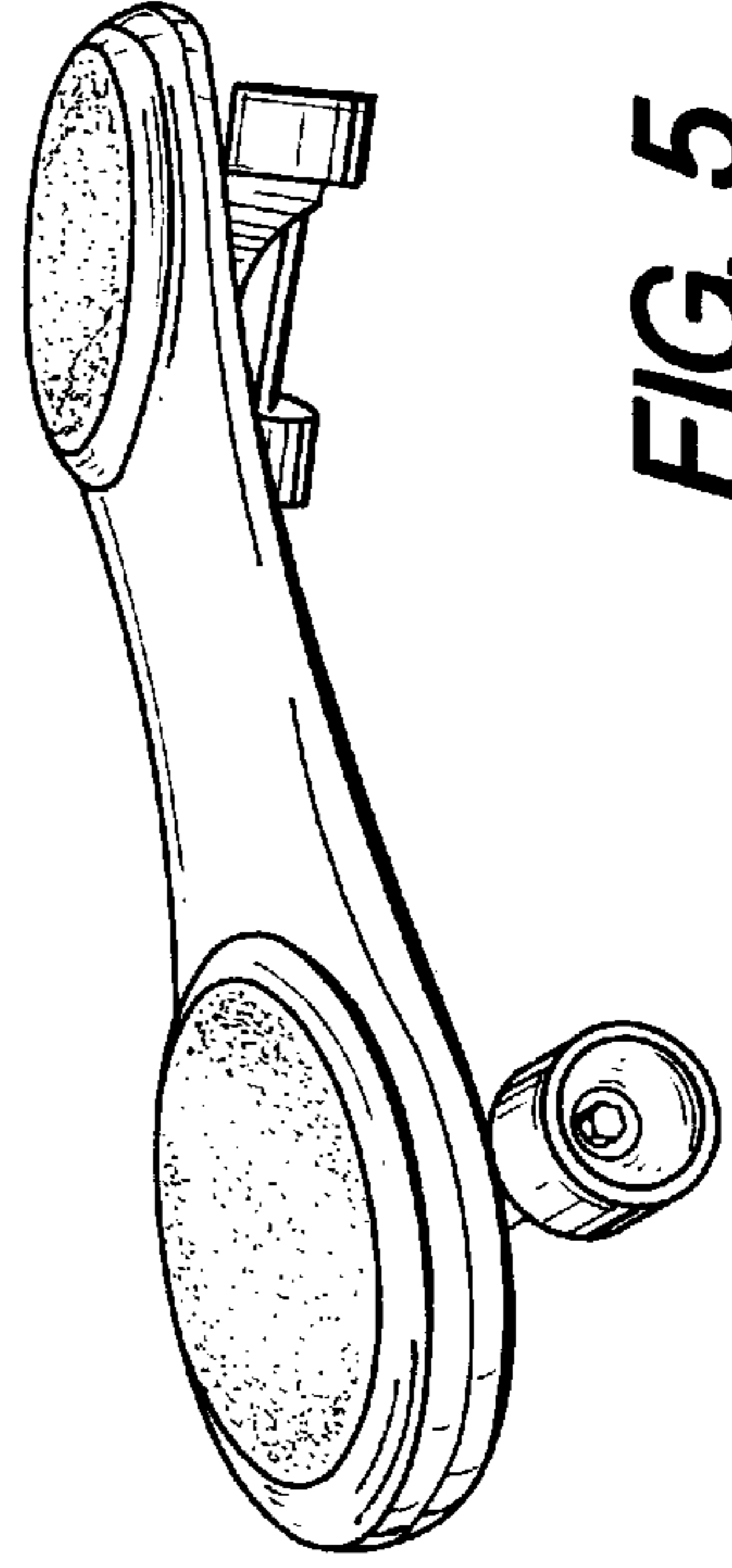


FIG. 5

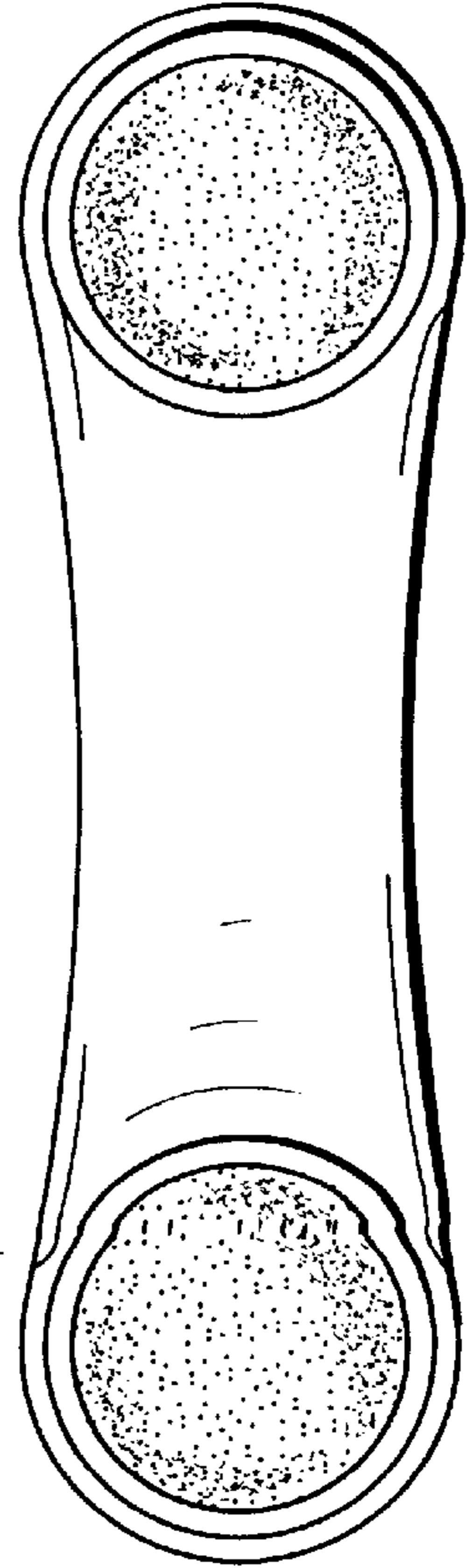


FIG. 3