



US00D437374S

(12) **United States Design Patent**  
**Cameron**

(10) **Patent No.:** **US D437,374 S**

(45) **Date of Patent:** **\*\* Feb. 6, 2001**

(54) **PORTION OF A STRIKE FACE FOR A PUTTER**

922,444	*	5/1909	Youds	.....	473/342
1,485,685	*	3/1924	McMahon	.....	473/342
5,839,974	*	11/1998	McAllister	.....	473/337
5,944,619		8/1999	Cameron	.....	473/332

(75) Inventor: **Don T. Cameron**, Carlsbad, CA (US)

(73) Assignee: **Acushnet Company**, Fairhaven, MA (US)

(\* ) Notice: This patent is subject to a terminal disclaimer.

(\*\* ) Term: **14 Years**

(21) Appl. No.: **29/117,591**

(22) Filed: **Jan. 31, 2000**

(51) **LOC (7) Cl.** ..... **21-02**

(52) **U.S. Cl.** ..... **D21/759**

(58) **Field of Search** ..... D21/736-746,  
D21/733, 735, 759; 473/324, 340, 341,  
329, 330, 251-256

(56) **References Cited**

**U.S. PATENT DOCUMENTS**

Re. 19,178	*	5/1934	Spiker	.....	473/251
D. 385,609		10/1997	Cameron	.....	D21/217
D. 385,935		11/1997	Cameron	.....	D21/217
D. 389,207	*	1/1998	Cameron	.....	D21/742
D. 393,031		3/1998	Cameron	.....	D21/217
D. 397,752		9/1998	Cameron	.....	D21/221

\* cited by examiner

*Primary Examiner*—Mitchell Siegel

(74) *Attorney, Agent, or Firm*—Pennie & Edmonds LLP

(57) **CLAIM**

The ornamental design for a portion of a strike face for a putter, as shown and described.

**DESCRIPTION**

FIG. 1 is a front view of the first embodiment of the portion of a strike face for a putter of the present invention having a plurality of indentations.

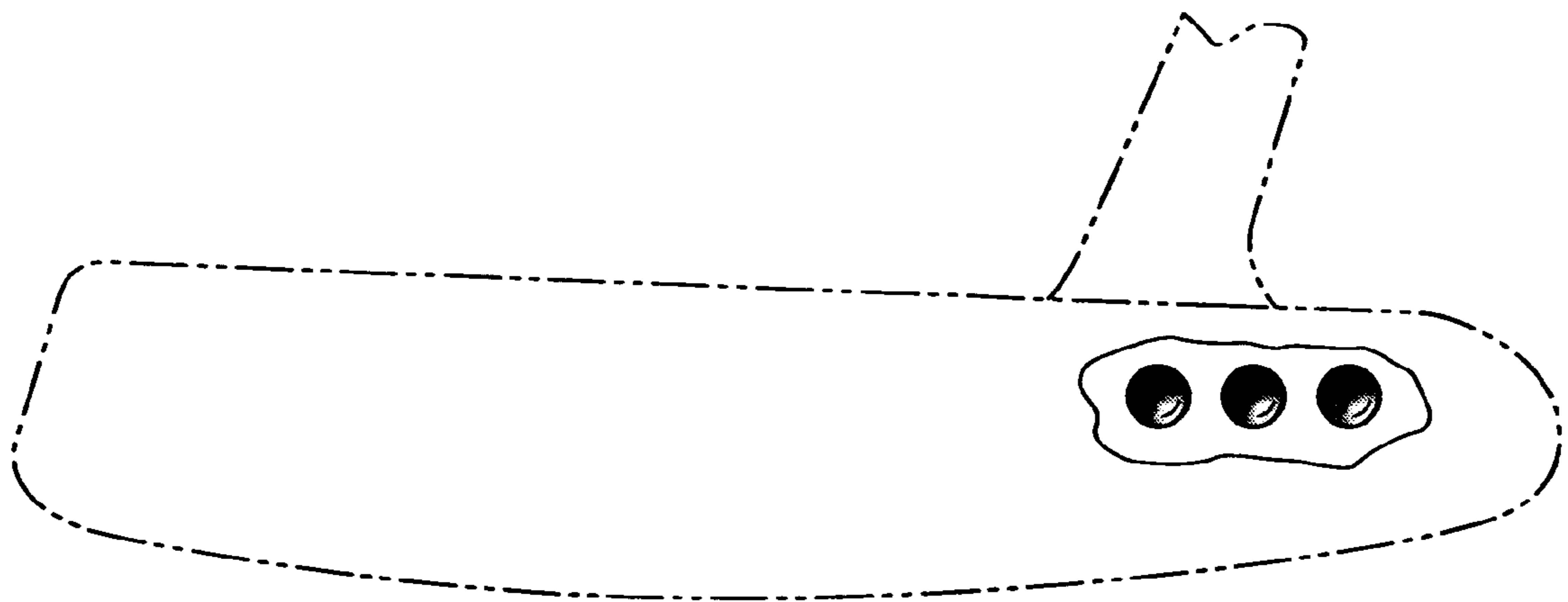
FIG. 2 is a front view of the second embodiment of the portion of a strike face for a putter of the present invention having a plurality of red indentations.

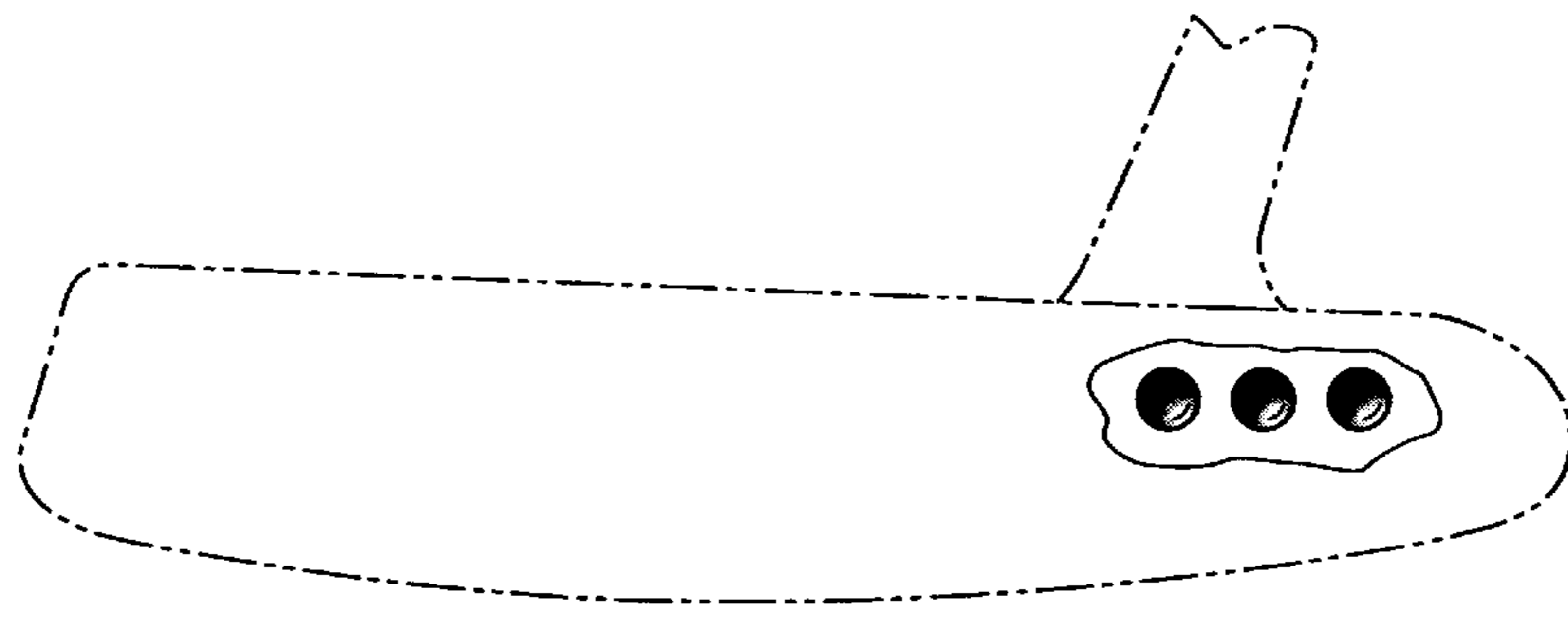
FIG. 3 is a front view of the third embodiment of the portion of a strike face for a putter of the present invention having a plurality of red indicia; and,

FIG. 4 is a front view of the fourth embodiment of the portion of a strike face for a putter of the present invention having a plurality of indicia.

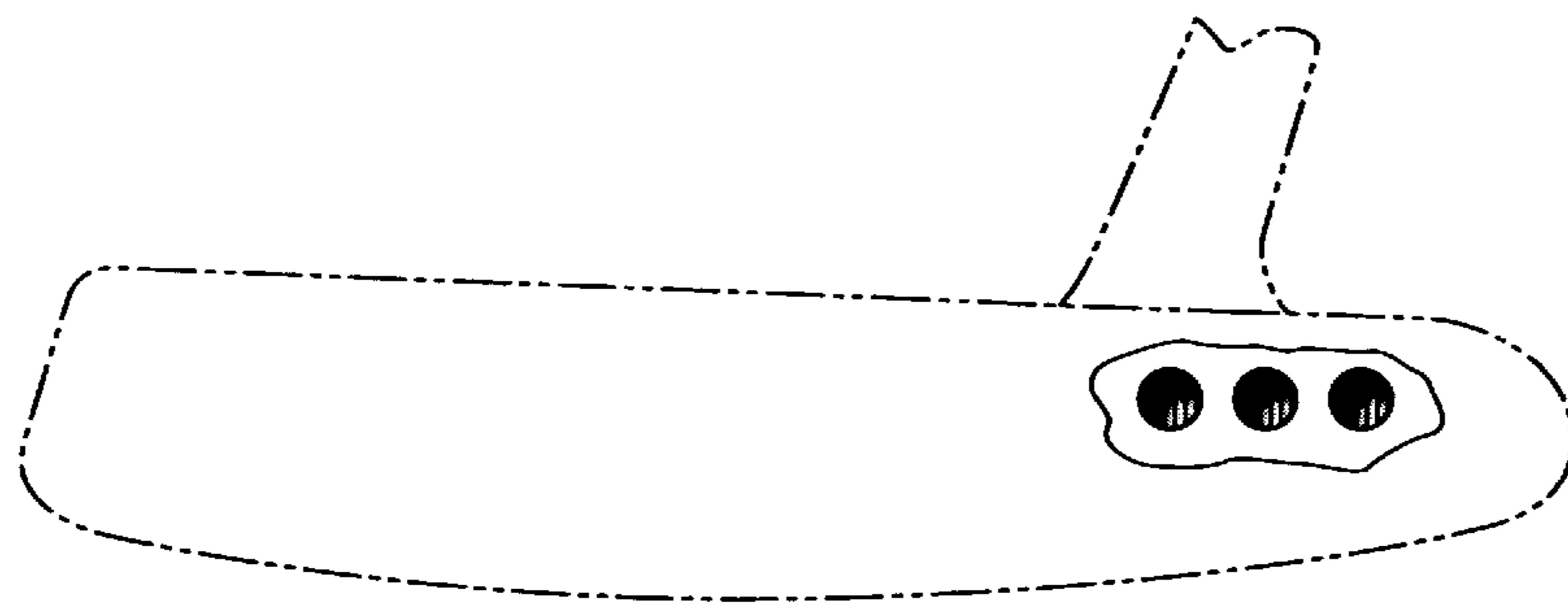
The broken line showing the golf club head is for illustrative purposes only and forms no part of the claimed design.

**1 Claim, 1 Drawing Sheet**

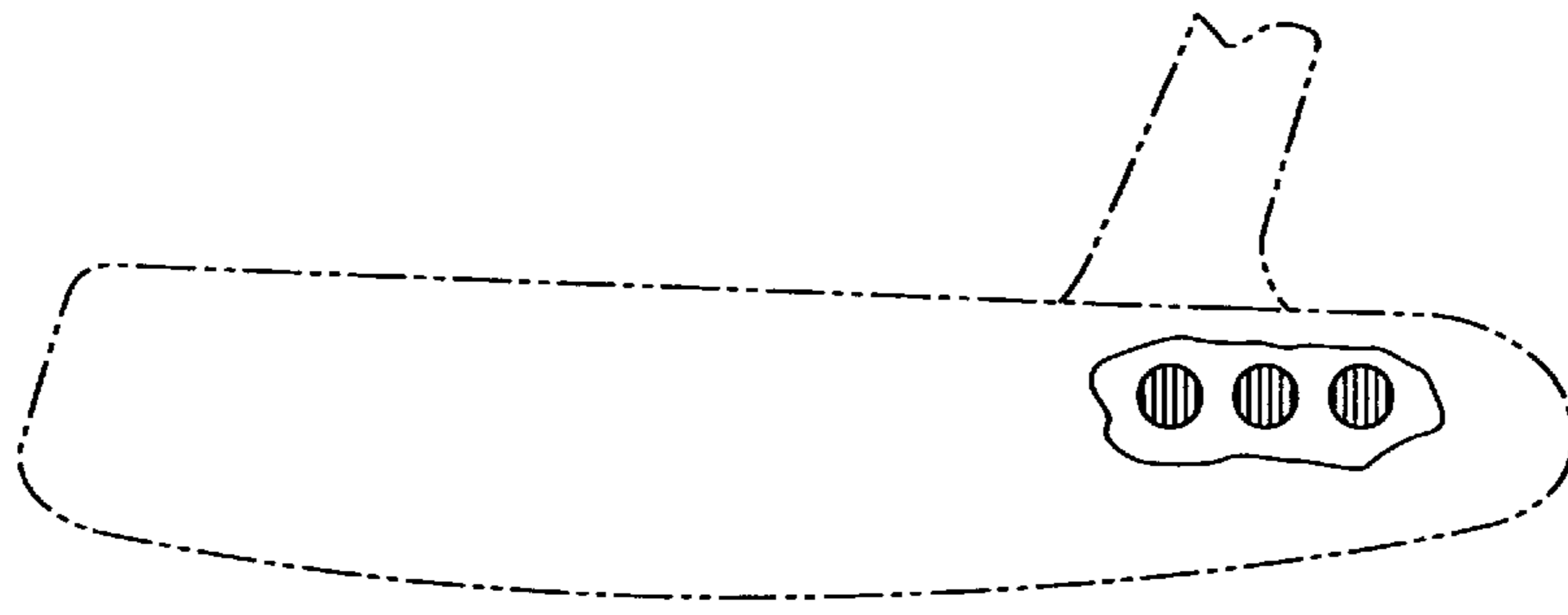




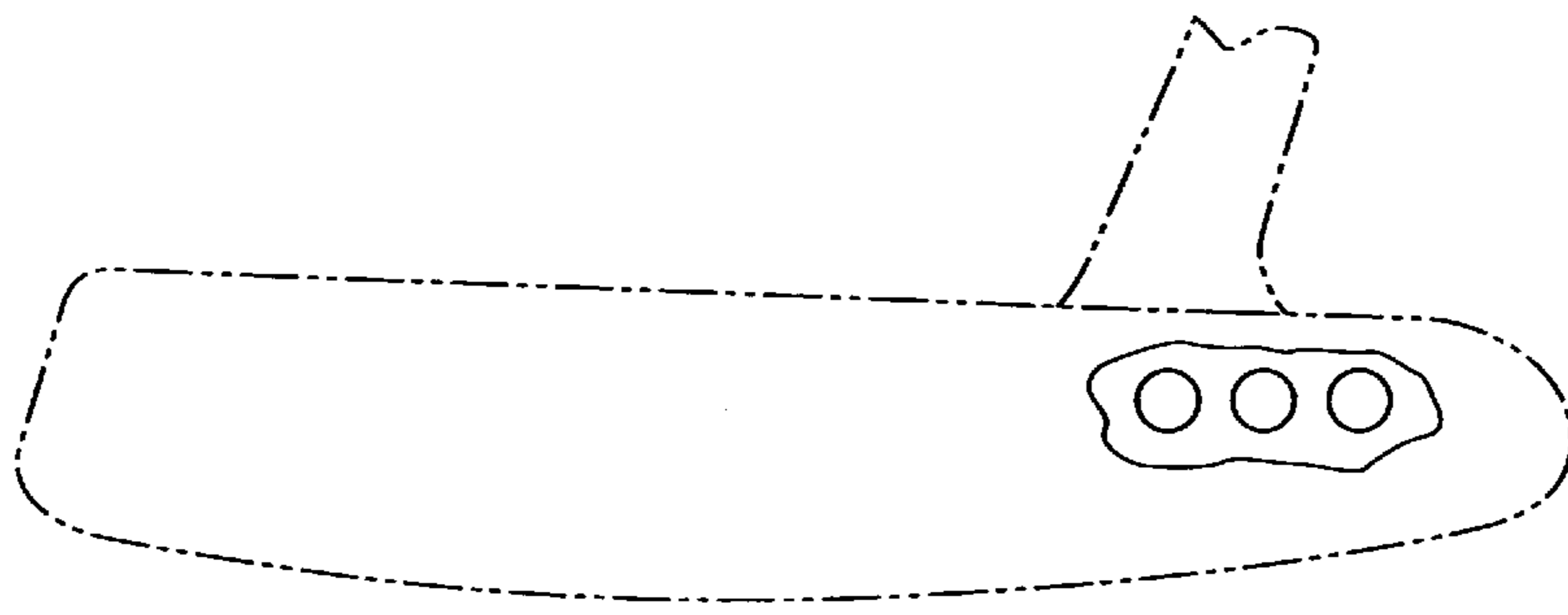
*Fig. 1*



*Fig. 2*



*Fig. 3*



*Fig. 4*